SAN ROBERTO INTERNATIONAL SCHOOL
A NORD ANGLIA EDUCATION SCHOOL

Skyward Mobile App Setup
for Apple/Android Devices

1. Search for "Skyward" Application at the app store and install it.

2. Find our school **BY DISTRICT NAME**, type "**NORD**" and select: **NORD ANGLIA EDUACTION**

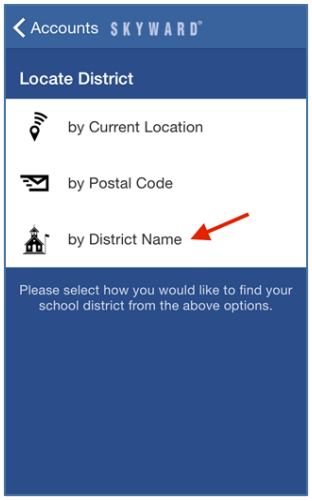

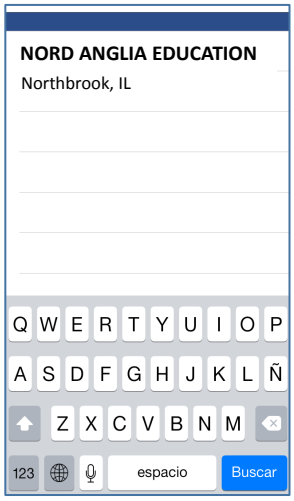

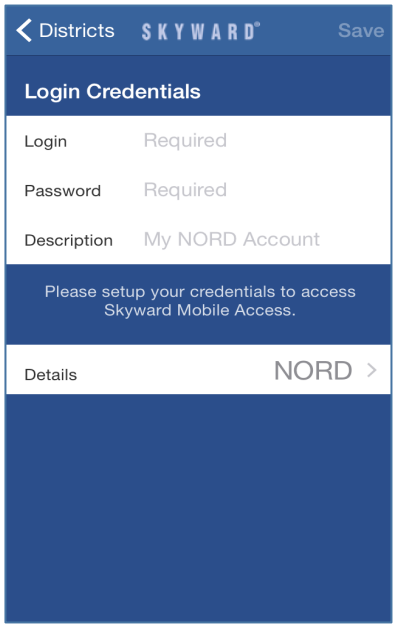

3. Enter your Skyward's login name and password. It must be the same you use to login in your computer.

   The system will prompt you to change your password every 90 days.

   If you don't know your login data contact us at: comunicacion@sanroberto.edu.mx

4. Select **Description** and enter a name for this account (i.e. Parent Access).

   This is **optional** but helpful if you plan to set up additional accounts.

5. Click on the **SAVE** button.

6. You also will be prompted to set a passcode for your Skyward Mobile account. You will use this, instead of your login id and password, each time you connect to the mobile app.

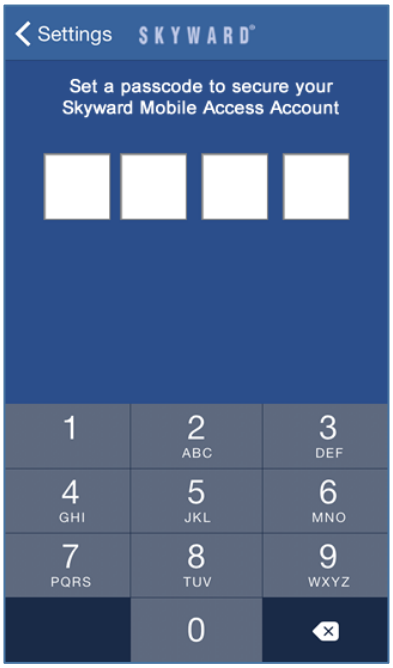

Note:
When you change your password in your computer, you will need to go to your Account Setup section in the App and update your password there too.

7. In **Application Settings** you can change your Passcode or adjust the Auto-Lock time.

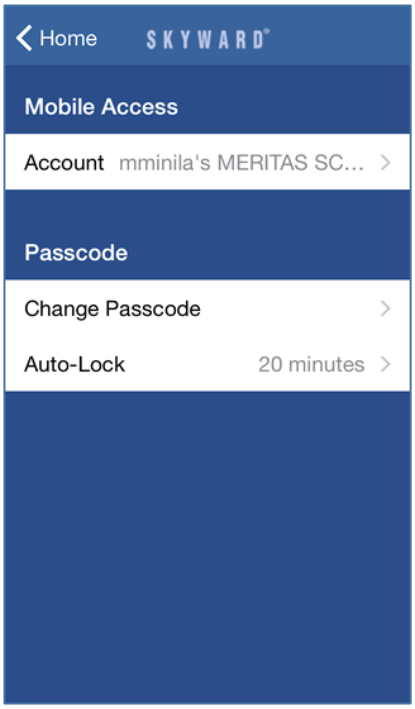

Using the Skyward Mobile App

Depending on the access you have, you will have different options within Skyward Student Management.

If you are a Parent you can view **Family Access**. If you have additional access to Skyward Student Management you will have access to enter attendance (teachers) or look up student information (staff & administrators).

Family Access: for parents and students

Within Family Access, parents and students will see all information regarding student's classes, including: Gradebooks, Attendance, Discipline, Calendar, and more.

Report Cards in .pdf format are not available in this app. To see the report cards' files, login into Skyward in a computer or through a browser in your phone.

Educator Access Plus: for teachers

Within Educator Access, teachers will see their classes. If you select a class there are two options: Attendance and Gradebook.
Homeroom classes, and other classes that are not graded, are not displayed.

Student Management & Product Setup:
for staff & administrators
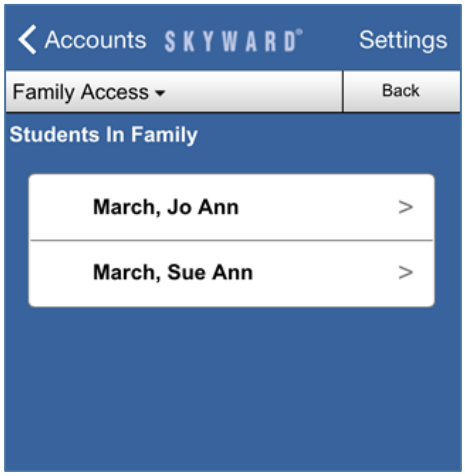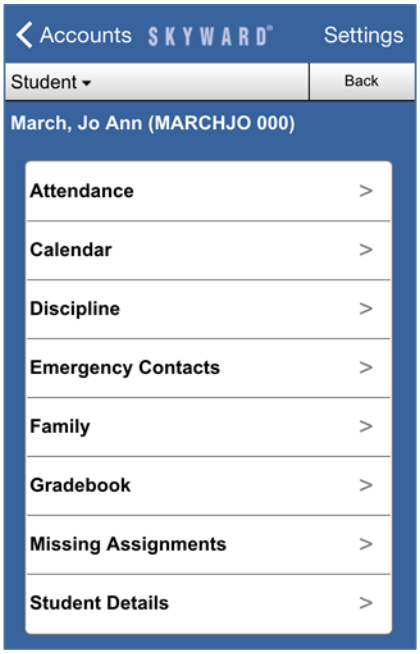
Once you select Family Access, select your child's name and navigate through his/her information.