



NORD
ANGLIA
EDUCATION

A guide to your child's Nord Anglia *Virtual School* Experience

By Nord Anglia's teachers



Contents

1.

What can you expect from your child's Nord Anglia Virtual School Experience?

2.

Top Tips

- The right study space
- The tools for the job
- The daily routine
- A social side
- The supportive parent





What can you expect
from your child's
Nord Anglia
Virtual School
Experience?



What you can expect from the Nord Anglia Virtual School Experience

Wherever your family is in the world right now, we look forward to welcoming your child into their classroom through our Nord Anglia Virtual School Experience.

Your child can participate in lessons with their world-class teachers, receive and submit assignments, collaborate with their classmates, develop essential skills independently, and be recognised for their outstanding work.

1. Learning through the curriculum

Our virtual school experience will deliver creative and inspiring lessons to your child, ensuring they continue to learn against their normal curriculum, whilst staying healthy and safe at home. As well as allowing teachers to make sure students stay on track, our virtual school experience is about providing rich learning opportunities, so our students are ready to return to campus when the time is right. From PE lessons to music practice, science experiments to algebra problems, you'll be amazed at what your child can do from home!





What you can expect from the Nord Anglia Virtual School Experience

2. 9,000 Connected Teachers

Our global team of world-class teachers have all the best tools they need to share best practice and ideas for optimising your child's personalised learning experience through their virtual school. Whether it's daily movement challenges set by some of our PE teachers or lateral thinking exercises to help keep students engaged, our global scale means your child will benefit from the creativity and commitment of our 9,000 talented teachers worldwide.

3. Global Campus

As well as access to their own virtual school, our 66,000 students around the world are also connected through *Global Campus*, where they collaborate and create world-class ideas. Students work remotely together, solving challenges like those set by the *Massachusetts Institute of Technology* or collaborating on solutions for *UNICEF's* Sustainable Development Goals. Now more than ever, we are seeing our students around the world come together to support, learn and collaborate from their homes.



Making the most of a *virtual* school day...

1.



Sign into SeeSaw or your ODIN email first thing in the morning

2.



Check for messages from your teachers – they'll leave ODIN messages or video messages on SeeSaw

3.



Attend lessons as specified by your teachers using Microsoft Teams– the platform is designed to encourage real-time conversation and activity

4.




Complete any tasks set within the assigned period time

5.



Check emails regularly for updates

6.



Check expectations for the week which the school will update



Top *tips*
for parents



The *right* learning space

It is really important that your child has a designated space at home for their learning. Identify a practical area in your home which your child can use purely for learning and is separate from where they eat, sleep and socialise. This doesn't need to be a separate room, but a designated area is key. This space should have a flat, hard surface for them to work on, be as quiet as possible, have good lighting and without any obvious distractions.

For a seamless school day, try to make sure you have a stable internet connection.

Encourage your child to see the difference between a 'chill' space and a 'learning' space. For example, if your child typically does their study in the kitchen, ensure that another area is study free so they can take a break.





The *tools* for the job

Your child will be completing all their learning through their virtual school, both online and offline. They will have received all the details they need on how to log in, but if they run into any problems or have any questions, they should ask their teacher.

Our virtual school experience allows your child to check in each day, attend lessons, receive and submit assignments, and collaborate with their peers, all in one location. It's vital they have a laptop or tablet that supports this.

Remind your child to keep it fully charged and updated. And even though part of your child's learning is now done online, having access to pens, paper and other standard school equipment is still equally important for their offline study.

Your child's day will run like a normal school day as far as possible, with teachers contactable in real-time and via email. Our Virtual School Experience details will be sent to all our families by our teachers so you know what to expect.





3.



A daily routine

To aid your child's focus, try to develop a daily routine and stick to this as consistently as possible. Approach each day as you would a normal school day.

Think about: setting meal times and providing healthy choices to fuel your child for the day, allocating time for exercise or movement (as much as can in the space that you have), and sticking to usual 'school hours' to guide the balance between study and relaxation time.

Remember that as part of your child's education a good deal of their daily routine will be focussed on offline activity.

We feel as strongly as you do that none of our students should be sat in front of screens all day.

Help where you can to ensure that your child is involved in offline projects set for them and encourage them to be as engaged with the task as possible.





The *social* side


Being away from their friends could be challenging for your child.

It is important to make time for your child to speak with their friends, exactly as they would at school or in the evening. This could be anything from a phone call, connecting on social media or using their school's preferred platform for instant messaging.

Whilst using social media can be a distraction during school hours, it may help to provide a much-needed feeling of normality during relaxation time.

You can also encourage your child to use our virtual school to work on their learning tasks collectively with their peers. It is the perfect place for students to share ideas, tackle challenges and work together as they would on a normal school day.






The *supportive* parent

Our priority is maintaining a sense of normality for your child in this unique set of circumstances, and your support is an integral part of this. It's important that your child studies independently during school hours as they would during the course of an ordinary school day in the classroom.

We know it might be tempting to help out during their lesson time, but instead, try and encourage your child to make use of the virtual school facilities to ask questions of their teacher and collaborate with their peers – just as they would inside the classroom. However, help with revision where needed is fine.





The *supportive* parent

We know that this is a challenging and potentially frustrating time for everyone, which makes maintaining a positive home environment more important than ever. Allowing your child to take breaks when they are struggling to focus and recognising and rewarding their hard work will really help with this.

Our teachers, support staff and counsellors are here to help and are happy to share ideas to improve the virtual school experience for everyone. It could be anything from guidance on how to read with younger children, to how you can aid older children in their revision.

If you have a question or challenge, please don't hesitate to ask!



And what if things don't quite go to *plan*?

“Will my child experience challenges?”

Sometimes they might because it won't always be easy - let's be honest. But this is *normal*.

Sometimes they won't feel like learning, they'll get anxious, they need someone to blame (and that's normally parents!), and they'll say they don't want your help because you don't know what you're talking about! We have *all* been there...!

“How do I help them through?”

Often the fix can be *simple*...

- Give them a little space – sometimes that's all they need
- Do offer to help – a lot of the time they'll be glad you asked
- Suggest they try something different
- Or that they take a short break – a little time to step back and think often helps
- Get them up and moving– try some of our physical activities



Remember we're here to *help*. Get in touch with your child's teacher, if you have any questions.

We're here to *help*

Teachers are on hand to support your child with all their learning needs and you can reach out to them with any questions and queries, as you normally would, through email.

