

The Foundation Stage

Nord Anglia International School
Al Khor



A Guide to Giving
Your Child the
Best Start to
their Education



NORD ANGLIA
INTERNATIONAL SCHOOL
AL KHOR



NAISAK Guiding Statements

Vision:

Be challenged and inspired today, challenge and inspire tomorrow.

Mission:

At NAISAK we are a global community that instils ambition through world class partnerships and collaborations. Respect, responsibility and hard work are actively encouraged and celebrated by our internationally trained and caring teachers. We bring the best of the world to Al Khor.

NAISAK Core values: 'High 5'

Show respect, work hard, aim high, be nice and accept responsibility.



The Foundation Stage Curriculum


At NAISAK, we offer a British, play-based curriculum for our Foundation Stage 1 and Foundation Stage 2 children. This is the statutory curriculum in England and Wales, and all children between the ages of 3 and 5 are taught this way.

What does 'play-based' mean?

Play is so much more than just "fun". It is how children learn. It is how they work out who they are, what their world is about and how they fit into it. Play helps a child's brain to grow and develop whilst having fun. The environment is carefully planned and organised to ensure there are a variety of learning opportunities for the children. The adults engage and interact with the children to extend their thinking and challenge their learning. They are observed playing, asked questions which promote thinking. They encourage and support the children in developing their problem solving skills, which is the application of their learning. It is vital that children continually think and are creative in the learning spaces both inside and outside. Within their play, children develop the ability to think independently. Therefore; play also enables children

to develop social, language and communication skills which are some of the prime areas of their learning.

The day provides free flow learning opportunities for the children, and enables continuous provision to be accessed by the children through the day. The children also have some short teacher focused sessions interspersed during the school day. These encourage focused learning of skills which they are then given the opportunity to apply in their play within the focused, planned play based learning environment.



*Preparing
your Child
for School*

When your child begins in the Foundation Stage, there are a few things that will help them have the best start and allow them to engage in learning from the very beginning.

- Partnerships

At NAISAK, the forming of partnerships with your child's teacher is vitally important in developing good communication links between home and school. It not only boosts the teachers understanding of your child, but it involves you as a parent in your child's education. The 'exchange of information' from parent to teacher and vice versa is the key to unlocking your understanding of your child's education within NAISAK.

In Foundation 1, your child is sent home with a happy chart, which outlines the routine of their day such as: toileting, activities participated in, how many bottles of water consumed, snack participation and nap times. This chart also tracks their mood and if there were any negatives or positives throughout their day at school. Parents are welcome to comment on their child's day at the bottom of the happy chart in the comment box. (Arabic speakers must not feel isolated or apprehensive in communicating with your child's teacher, as there is always an interpreter on hand to help.)

In Foundation 1 and 2, the 'two way Communication Book' is also an effective tool for communication and it is used in personal messages between you and your child's teacher. Responses or enquiries should be made in this book. Emails and phone calls also help in keeping the lines of communication and partnership open between teachers and parents. Face to face meetings can be set up through school Reception.

- Attend the Parent Induction Meetings

There are meetings prior to the beginning of the academic year and throughout the year. We encourage you to attend these for more information about the curriculum, helpful suggestions for the beginning of the academic year and as an opportunity to ask the staff any pressing questions you might have.

- Talk to your child

Encourage your child to ask you questions and to be curious about the world around them. Talk about what you do around the house as the more language

they hear, the more fluent and confident they will be in developing their own communication skills.

- Play with your child and take them to play with other children

Your child will feel much more comfortable at school if they have opportunities to be in an environment where they feel comfortable to learn and know how to play cooperatively with others. They might enjoy building a house, doing a puzzle, making a den – the list is only limited by their imaginations!

- Read to your child

As a parent, reading to your child is one of the most important and nurturing activities you can engage in with your child. Talk about the pictures and encourage them to remember what has happened so far. Not only will this help in fostering their imaginations, it will also develop their language skills. Reading with your child is always a special time and should be encouraged at anytime of the day.

- Take them on trips and visits

Nothing inspires a child's imagination and enthusiasm like a visit somewhere interesting. Not only is it an exciting activity to do as a family, it will also give you and your child more opportunity to talk and develop language skills.

- Teaching your child independence

• Independent Toilet Use

This is a vital skill that all the children need to have mastered by the time they come into school. Being able to take care of themselves independently will give them more confidence, especially at the beginning of the year when they are developing new relationships with staff and peers.

• Independent Eating

Again, this is a skill that will help your child settle easily into their new setting. Most children are able to do this independently by the time they are three.

- Label everything

Anything that your child will bring to school, should be labelled clearly with their name. This will help prevent items being lost.

- Start talking about school

If you know the name of your child's new teacher, start using it around the house. Talk about the things they will be doing when they are at school and keep it positive. You want them to feel like they know what to expect so they feel comfortable and relaxed on their first day at school.



*Tips for the
First Week
and beyond*

We know that both you and your child may be feeling a little anxious about the first day of term. How you feel about that first day will affect how your child feels about their first day. Ensure that all conversations that you have with, or in front of, your child are positive. If you can encourage them to feel excited and relaxed, this will help them to have a smooth start to the beginning of their academic year.

If you have talked about school with your child prior to the beginning of the term, this should make the first day much easier. That said, some children will still be nervous about leaving their parents behind, especially if it is the first time they have attended school.

When the children start, we encourage parents to 'Stay and Play'.

In Foundation 1:

29 August - 3 September - children will come in for 2 hours from 08:00 - 10:00 with their parents.

4 - 5 September - children will stay on their own from 08:00 - 10:00.

6 September - children will stay on their own from 08:00 - 12:00.

In Foundation 2:

29 - 3 September - children will come in for 3 hours 08:00 - 11:00 with their parents.

4 - 5 September - children will stay on their own 08:00 - 11:00.

6 September - children will stay full time on their own.

These staggered timings will allow all the children to become familiar with their new learning environment and to start to develop relationships with the staff. The teachers will have the opportunity to see how your child settles and to help with finding the toilet, where we have snacks and other routines.

In order for your child to be successful in starting school, it is important that they are in school from the first day to allow the settling in structure to support their start to the new routines. Please talk to your child about the routine and use phrases such as: "you will stay and play with your friends tomorrow, and, you will have a great day". There will be parent meetings prior to the new school year where we will talk through the structure and routines and there will be an opportunity to ask questions.

If your child seems upset or distressed when you are about to leave them, reassure them that you will be returning to pick them up. Do not lie to your child. It is important that they trust what you have said in order to feel relaxed at school. Encourage them to join in an activity that they have enjoyed on the previous two days. Once you have said goodbye, it is important that you leave immediately so as not to prolong the situation. Again, keep this happy and cheery, for example "You're going to have a wonderful morning, I'll be back to pick you up soon."

Please be reassured that the teachers and learning assistants will do their very best to ensure that your child is calm and happy during the time that you are away from them. We want them to enjoy their first experience at school with us!

- **Talk positively about school before your child begins**
- **Stay and play with your child to establish routines and relationships**
- **Tell your child you will be back to collect them shortly**
- **Keep goodbyes quick and fuss free**



Assessment in the Foundation Stage

The children are assessed across the 7 areas of learning

The Prime areas of:

Communication & Language

Personal Social Emotional Development

Physical Development

The Specific areas of:

Literacy (Reading & Writing)

Mathematics (Number, Shape, Space and Measure)

Expressive Arts & Design

Knowledge and Understanding of the World

How?

Through observations, comments, work samples, video, photos of the children, their actions, interactions and communication within their play. The evidence is documented in folders, with observation forms, work and post it notes as well as short notes and narrative long observations and online through Tapestry.

Assessments are on going throughout each term as it informs learning provision and observations identify next steps. The range of evidence allows us to assess each child's development and progress to ensure they meet their milestones.


Behaviour system

We aim to create a happy, caring and safe environment, which supports children's well being as well as a creative and stimulating learning space. We follow a simple "Sunshine" system, where everyday is a new day! It is easy for the children to follow with sanctions and rewards. We will inform you, the parents, if there are any concerns or send a "WOW" note home for something special.

Snack Times

Foundation 1 have two snack times daily. The children are carefully monitored with guidance given to support healthy eating habits and good manners.

Foundation 2 have a rolling snack throughout the day and are encouraged to eat healthily.



*What your
child needs to
bring to school
everyday*

Foundation 1

Communication folder

A spare change of clothes

Underwear

Hat

Large water bottle

A healthy packed lunch

A small pillow and small blanket-for those children who rest in the afternoon-these may be kept at school in a named bag.

No toys should be brought into school.

Foundation 2

Communication folder

A spare change of clothes

Underwear

Hat

Large water bottle

A healthy packed lunch

No toys should be brought into school.

At Home

Children do not only learn at school, they learn at home too. So once they are at school, how can you help their learning?

Talk

- Encourage them to ask questions about anything!
- Talk every day
- Listening and using language will give them confidence in their language as well as English

Read

- Read a story to your child
- Talk about the pictures
- What has happened so far?
- What might happen next?

Thinking

- To develop independence and problem solving skills
- What do you think?
- Can you find a way?

Phonic

- Recognising sounds around them
- Listening
- Phonics is about reading
- Segmenting and blending sounds to make words

Fine motor skills

- It is about coordinating movements
- It is about muscle development
- It is important as it will enable them to do practical things – opening a drink or packet, playing, cutting, mark making, being creative with different materials.
- Give opportunities for your child to have a go at different things at home – puzzles, games, painting, and many other activities.

Play

- Important activity with your child to build lasting bond
- It shares problems and concerns as well as celebrate successes.
- It shows the unique nature of each and every child
- It promotes key skills of problem solving, social interaction and creativity.
- It enables communication with a purpose and develops not only language but knowledge and understanding of the world around them.

School uniform

In line with our ethos of Pride and Respect, we expect all students from FS1 to Year 12 to wear clean and smart school uniform to school each day. Each item is customised for the school in very specific colours and design. There will be a number of ways to purchase items: a 'Pop Up' shop at school on selected dates, in Zaks store in Doha (Al Maszhabiliya St, near Al Meera Izghawa and Garrafa Sports Club) and online through the Zaks website: zaksstore.com/shop/naisak/en or uniformmart.net/naisak.

Tie & Accessories



Also available in clip-on version



Legionnaires cap



Baseball cap



P.E./Swim bag




Grey sweater



NORD ANGLIA
INTERNATIONAL SCHOOL
AL KHOR

zaksstore.com/shop/naisak/en/
uniformmart.net/naisak



Nursery - KG2

Summer Dress

Year 1 - Year 6

Year 7 - Year 11



PE Kit

House T-shirts



*Teal PE polo also available with long sleeves

*You can also purchase items online. Simply log on to www.saracenwear.com, locate your chosen school, create an account and you can shop.

Nord Anglia International School Al Khor

2018-2019 School Calendar

August '18						
Su	M	Tu	W	Th	F	S
			1	2	3	4
5	6	7	8	9	10	11
12	13	14	15	16	17	18
19	20	21	22	23	24	25
26	27	28	29	30	31	

September '18						
Su	M	Tu	W	Th	F	S
						1
2	3	4	5	6	7	8
9	10	11	12	13	14	15
16	17	18	19	20	21	22
23	24	25	26	27	28	29
30						

October '18						
Su	M	Tu	W	Th	F	S
	1	2	3	4	5	6
7	8	9	10	11	12	13
14	15	16	17	18	19	20
21	22	23	24	25	26	27
28	29	30	31			

November '18						
Su	M	Tu	W	Th	F	S
				1	2	3
4	5	6	7	8	9	10
11	12	13	14	15	16	17
18	19	20	21	22	23	24
25	26	27	28	29	30	

December '18						
Su	M	Tu	W	Th	F	S
						1
2	3	4	5	6	7	8
9	10	11	12	13	14	15
16	17	18	19	20	21	22
23	24	25	26	27	28	29
30	31					

January '19						
Su	M	Tu	W	Th	F	S
		1	2	3	4	5
6	7	8	9	10	11	12
13	14	15	16	17	18	19
20	21	22	23	24	25	26
27	28	29	30	31		

February '19						
Su	M	Tu	W	Th	F	S
					1	2
3	4	5	6	7	8	9
10	11	12	13	14	15	16
17	18	19	20	21	22	23
24	25	26	27	28		

March '19						
Su	M	Tu	W	Th	F	S
					1	2
3	4	5	6	7	8	9
10	11	12	13	14	15	16
17	18	19	20	21	22	23
24	25	26	27	28	29	30
31						

April '19						
Su	M	Tu	W	Th	F	S
	1	2	3	4	5	6
7	8	9	10	11	12	13
14	15	16	17	18	19	20
21	22	23	24	25	26	27
28	29	30				

May '19						
Su	M	Tu	W	Th	F	S
			1	2	3	4
5	6	7	8	9	10	11
12	13	14	15	16	17	18
19	20	21	22	23	24	25
26	27	28	29	30	31	

June '19						
Su	M	Tu	W	Th	F	S
						1
2	3	4	5	6	7	8
9	10	11	12	13	14	15
16	17	18	19	20	21	22
23	24	25	26	27	28	29
30						

July '19						
Su	M	Tu	W	Th	F	S
	1	2	3	4	5	6
7	8	9	10	11	12	13
14	15	16	17	18	19	20
21	22	23	24	25	26	27
28	29	30	31			



Holiday



Autumn Term




Spring Term



Summer Term

Communication with Parents



e-Newsletter

The e-Newsletter is published weekly on a Sunday. This publication is emailed out to parents as well as posted on the school's Facebook page. The e-Newsletter contains news from students, staff and parents as well as notices and reminders.

Weekly Learning letter

All parents will be sent an electronic weekly learning letter on Thursday of each week. This will include details of what your child will be learning in each subject the following week as well as any important reminders.

Facebook

Daily communication is posted on our main Facebook page. Posts include notices, reminders and news of events taking place in school that day. The school uses Facebook to celebrate student achievement and to share learning moments with the school community. We highly recommend that all families set up a Facebook page to follow the school.

Notice Board

Important notices and reminders are printed and posted on the notice board at the entrance to the courtyard. These will be reminders of communication that will have already been sent home.

Communication Book

Every student is issued a Communication Book. This book is for teachers and parents to communicate. Please check your child's Communication Book each day for any notes written by their teachers. In the same way, you can write any messages you wish to communicate to your child's class teacher/form tutor. Students also use this book to record homework or personal reminders. Communication Books must be signed by parents every weekend.

Communication Folder

Foundation Stage and Primary School students are also issued with a Communication Folder in which school letters and documents will be placed. Please check this folder every day for any printed communication sent home.

School Phone Number

Should you need to reach your child's teacher by phone, please call the school reception and leave a message with the school secretary. You can contact the school on +974 4437 9600.

School Absence

Please contact the school as soon as you can if your child is unexpectedly absent from school due to illness or other unplanned event. If your child is absent for a planned event, please inform the school so that the information can be processed for attendance records.

School Website/NAISAK app

The school website provides parents with curriculum documents, dates, calendars and photos. The 'Parent Resource' area on the site will support parent enquiries in particular.

NORD ANGLIA INTERNATIONAL SCHOOL AL KHOR

How to contact us

Communication Books/Folders

School Phone Number: +974 4437 9600

School E-mail: infoalkhor@nais.qa

School Website: www.nordangliaeducation.com/our-schools/al-khor

School App: Search 'NAISAK' in the app store

Lunches

- In line with our Healthy Food policy, chocolate, sweets, gums and fried food are not allowed at school.
- Students should be equipped with a transparent bottle so they can stay hydrated throughout the day.
- Only plain water and non-sugary fruit juices are allowed at school.
- To ensure all students are being fed healthily and protected from potential food allergies, our students must not share their packed lunch.

Reminders

- Phones are not allowed at school. Phones are confiscated if seen or heard, and parents are contacted to come and retrieve them.
- On PE days only, students can attend school in their NAISAK PE kit, as long as they wear the complete NAISAK PE kit and no non-NAISAK items. Shorts and leggings are not allowed outside of PE lessons.
- We expect students to show pride in their school uniform and should therefore not mix the school uniform with the NAISAK PE kit.

Attendance & Punctuality Policy in brief

- Registration is open from 07:10 - 07:30 for morning registration. Any students arriving after 07:10 will be marked as late on the attendance record.
- At NAISAK, we recognise that regular and punctual school attendance is important for academic success. We encourage all students to be ambitious and to strive for 100% attendance across an academic year.
- Students are expected to attend the whole day, every day. If a student needs to leave school during the day, the day will count as an absence if more than one lesson is missed.
- Parents will be contacted if attendance is a concern. If it drops below 90%, you will be informed in writing and will be called in for a meeting.



NAISAK

Building 3, Zone 74, Taimiyah Street
PO Box 60256, Al Khor, Qatar

General Enquiries: +974 4437 9600

Admissions: +974 4437 9660

Email: infoalkhor@nais.qa

www.nordangliaeducation.com/our-schools/al-khor



Facebook: [/Nord-Anglia-International-School-Al-Khor-1454248841471083/](https://www.facebook.com/Nord-Anglia-International-School-Al-Khor-1454248841471083/)



Instagram: [/n_a_i_s_a_k/](https://www.instagram.com/n_a_i_s_a_k/)