



NORD ANGLIA  
INTERNATIONAL SCHOOL  
HONG KONG

# Welcome to Nursery

## Nord Anglia International School, Hong Kong





# Welcome to NAISHK – 1 school 3 campuses





# NAIS Senior Leadership Team



**Mr B Cooklin**  
Principal



**Mrs S Harley**  
Assistant Principal and Head  
of Campus Lam Tin



**Miss R Hanson**  
Head of Campus Tai Tam



**Mrs Emma Coleman**  
Head of Campus Sai Kung



**Mr E Fielding**  
Deputy Head of Primary



**Mrs N Charlier**  
Director of Teaching and  
Learning



**Mr D Sheehan**  
Head of Pastoral



# Leadership in the Sai Kung Campus



Head of Campus  
Mrs. Emma Coleman



Head of Nursery  
Mrs. Gemma Hughes



Head of Reception  
Ms. Anastassja  
Fletcher



Head of Year 1  
Ms. Emma McGinty



# Class Allocations

Each child has been allocated a class - Each class has a class teacher and two dedicated TLAs.





# Nursery Teaching Team

---



Nursery A – Ladybirds  
Jennie Millington



Nursery B – Bumblebees  
Gemma Hughes  
Year Group Leader



Nursery C – Caterpillars  
Rebecca Turvill



# Specialist Teaching



Mandarin – Daily  
Art and Drama – Mondays  
Music and PE – Tuesdays  
and Wednesdays



# Parent Teacher Association (PTA)



## Key Dates:

- Welcome back party 2019
- Tapestry evening and drinks on the roof



# House System



**Mr Scrivener**



**Mr Kilgallon**



**Mr Reid**



**Mr Malone**



# House Events and Competitions



There are lots of House Events throughout the year.

STEAM challenges


Sports Day

Books and buns!



# The EYFS at Nord Anglia International Pre-School

## Ethos, Values, Philosophy



# The EYFS at Nord Anglia International Pre School

## Teaching, Learning, Curriculum

Children follow EYFS Framework and an adapted Curriculum based on Development Matters

Children learn through play in a free flow environment where they mix with the other classes

2 'base classes' downstairs and 1 upstairs – all have access to everything throughout the day

Children are taught specific skills

Children have specialist lessons – teachers build on these skills in play





# The EYFS at Nord Anglia International Pre School

## What level do pupils start at?

Children join us with a range of skills and knowledge and at different starting points.

In the first few weeks of term our teachers will spend time getting to know your children and understanding where they are in their learning.

They will use this knowledge to plan learning that addresses the needs of all pupils in the class.

Development Matters age bands

What to expect, when document



# The EYFS at Nord Anglia International Pre School

## The Early Learning Goals





# What Learning Looks Like



- Learning through play
- Children lead the learning
- Follow the children's interests
- Adults facilitate learning
- Different focus each week
- Enhance classroom provision

# What Learning Looks Like – Objective Led


## Area of Learning Maths – (Number)

*To count objects saying one number for each item*





# What Learning Looks Like – Following Interests



**Literacy - Reading**




**Expressive Art and Design – Being imaginative**




**Expressive Art and Design – Exploring and using media and materials**



**Communication & Language – Listening & attention, understanding, speaking**



**PSED – Making Relationships, self confidence and self awareness**



**Understanding the World - Technology**



# Characteristics of Effective Learning

## Developing skills for learning

- **Playing and Exploring - Engagement**

- Finding out for themselves
- Trying new things

- **Active Learning – Motivation**

- Spending time on an activity and not giving up
- too easily

- **Creating and Thinking Critically – Thinking**

- Having their own ideas



# Timetables

## A typical day in Nursery

- 8:30 – Register, weather & calendar
- 8:45 – Busy Learning
- 9:30 – Phonics
- 9:45 – Snack time
- 10:00 – Break time
- 10:15 – Carpet time (story/song/game)
- 10:30 – Busy Learning
- 11:00 - Mandarin
- 11:30 – Lunch
- 12:15 – Quiet time
- 12:30 – Busy Learning
- 14:30 – Story time
- 14:45- Home time



- Children will rotate around classrooms for Busy Learning and spend time upstairs and downstairs.
- P.E. and Music lessons are taught twice weekly by specialists.
- Mandarin is taught daily.




# Reporting to Parents

We understand the importance of sharing your child's progress and achievements with you. Tapestry is crucial for this.

- October - a Parents' Evening (a 1:1 meeting with your child's teacher)
- December – Mid Year Report
- February/March - a Parents' Evening (a 1:1 meeting with your child's teacher)
- June – an End of Year written report.

Parents are always welcome to arrange additional meetings if they are worried or have any concerns they wish to share. Likewise, if we have any concerns we will contact you and invite you in for a discussion.




# Reporting to Parents

Parents are encouraged to communicate with their class teacher using email.

Staff check email regularly but not always during the teaching day. Urgent communication should be addressed by phone call to the School Receptionist such as changes to pick ups.

Changes to bus arrangements please notify the school receptionist, your child's class teacher as well as the bus company.





# Tapestry – your child’s online learning journey

- Learning through play
- Developmental leaps
- Linked to Development Matters Statements
- Linked to Characteristics of Effective Learning
- What to do with the observations – share and celebrate!
- Parents Comments on Teacher observations – so important
- Parent Observations too
- Reports
  
- Tapestry Evening in September



# Firefly

- Key information eg contact details
- Blogs
- Curriculum information
- Whole school forms
- Event photos and videos
- Workshop information

The screenshot displays the Firefly website interface for Sai Kung Campus. On the left is a navigation sidebar with a hamburger menu icon and a list of items: Sai Kung Campus (selected), Important Dates, Extra Curricular Activities (ECAs), Welcome To Sai Kung, Nursery, Reception (Lower Kindergarten), Year 1 (Upper Kindergarten), Tapestry, Information for Parents, Whole School Forms, Event Photos, and Lost & Found - updated May-19. A 'Create' button is located at the bottom of the sidebar. The main content area has a red header with 'Sai Kung Campus' and a small square icon in the top right. Below the header, a grid of ten content cards is shown, each with a photo and a title: Important Dates, Extra Curricular Activities (ECAs), Welcome To Sai Kung, Nursery, Reception (Lower Kindergarten), Year 1 (Upper Kindergarten), Tapestry, Information for Parents, Whole School Forms, and Event Photos.



# Homework

- No Homework
- Play!
- Use Tapestry
- Reading and sharing books
- Library books
- Wordless books when ready



# Induction into school for Nursery

- **Week beginning 19<sup>th</sup> August**
- **Day 1 (Mon)** – Small group timetabled session. Children accompanied by parents for a ‘Stay and Play’ session (1 hour). Meet with class teacher. (New starters only)
- **Day 2 (Tues)** – Small group timetabled sessions for 1 hour. Children stay in class while parents are invited for refreshments.
- **Days 3-4 (Wed & Thurs)** – Children will attend school for an assigned half day session either am/pm
- **Day 5 (Fri)** – Children will start their normal school hours. **First day of buses**.



*If a child is not ready for this big step, then class teachers will meet with parents individually to extend the induction plan.*

# Gaining Independence – ready for school!

## Preparing your child for Nursery

- Talk to your child in a positive way about what to expect
- Share ‘Welcome booklet for children’ (you will receive this via email before the new term)
- Experience of playing with other children
- Following simple instructions and routines e.g. tidying toys. Encourage independence.
- Feeding themselves
- Practise getting dressed/putting on own socks and shoes
- Toilet trained – no nappies, but please send a full set of spare clothing to be kept in school





# Eating at School

## Packed Snack and Lunch

- Children will need a **container for snack**, a **container for lunch** and a **water bottle**.
- Children often prefer **lunch boxes with different compartments** so that they can have some choice over what they eat.
- Please ensure all of their **belongings are labelled**.
- We want to promote a healthy and balanced diet.
  - We ask for children to **not bring in sweets, chocolate or fizzy drinks**.
- **No nuts**, including no Nutella or peanut butter
- We also promote **eco-friendly** practices for snack/lunch.
  - Choose snack/lunch items without single use plastic ('naked lunch').





**WELCOME TO NAIS!**

Facebook: /NAISHongKong  
Twitter: @NAISHongKong