





Year 3 Home Learning Menu



Starters: ART

-  Create a still life drawing. Sketch 1 piece of fruit. Which fruit is hardest to draw?
-  Create a still life drawing. Draw a bowl of different fruit. How do they fit together?
-  Create a still life drawing. Draw a bowl of different fruit. Add detail and shading. Where is the light and shadow?
-  Create a still life drawing. Draw a bowl of different fruit. Use water paints or pastels to paint and shade your art work.

Main Course – you **MUST** do these every week:

- Read for 15 minutes - 5 times per week
- Learning weekly spellings – please check the back of your orange spelling book
- Times table practice. Check your times table books (small yellow book) to see which tables you have.
- 15 mins on Mathletics/Reading Eggs – 3 times
- Numeracy – Abacus Online Activity
- Literacy Activity – past tense activity sheet.

- Everyone **must** finish the main course every week. Work must be completed in your Home Learning books and returned to school on Wednesday of each week.
- Everyone **must** attempt one, or both, of the project deserts. You will be asked to present your work to your teachers and peers.
- If you are feeling *extra* hungry, you can order from the starters. These will focus on a different subject each week. Each dish has a difficulty rating. The more chillies, the more *challenging* the task!
- Why not spend some time tackling some of the family side dishes. Time spent as a family is important and you can learn together whilst having fun.

Dessert: Projects are due on **6 December!**

- Start a **food diary**. Write down what you eat in a week. What types of food do you eat most? Do you have a balanced diet? How can you make your diet a better balance?
- Create a presentation about what you can find out about **STONE AGE PEOPLE**. How did they live? You can use computers if you want to.

Sides: Family Fun

- Complete a task on Global Campus – write about it in your home learning book to get a stamp in your Global Campus Passport.
- Ask your parents to help you make a video of you telling a story. Just like we did in Literacy this week!