





Year 1 Home Learning Menu 8-2-18



Starters: IPC

-  Draw a picture of your house and label: the door, window, and roof. If you can add more labels then please do so.
-  Go outside (garden, park) and collect at least 5 different natural materials. In your book, write or draw the 5 items you collected.
-  Name 5 things that you can do in Al Khor or Doha.
-  Make a list of 5 things that you see at home and 5 things that you see at school.

Main Course – you **MUST** do these every week:

- Read your Guided Reading book and talk about why you like or don't like the book. What was your favourite part?
- Write one sentence about the best part of the week. Include a capital letter, full stop and your phonics.
- Spend 10 minutes a day on Reading Eggs.
- Complete a challenge on Mathletics and aim for a certificate.
- Practice your spellings with an adult. Remember to write them down as many times as possible.

- Everyone **must** finish the main course every week. **Work must be completed in your Home Learning books and returned to school on Wednesday of each week.**
- If you are feeling *extra* hungry, you can order from the starters. These will focus on a different subject each week. Each dish has a difficulty rating. The more chilies, the more *challenging* the task!
- Why not spend some time tackling some of the family side dishes. Time spent as a family is important and you can learn together whilst having fun.

Dessert: Project to be completed by 22nd February.

Using different household materials create three 3D shapes. Put the shapes you have created into a small shoe box. The shapes will be used as a learning center for the class.

Sides: Family Fun

- Spend some time with your family outside. Look at the different trees and flowers, and then talk about how they grow.
- Read a book as family. If you can read it to your parents, if not, ask them to read it to you.