

Dear Parents,

Greetings from Keita - the catering experts!

As part of the Classroom Delivery requirements,

we are pleased to offer you a monthly plan with three different options of food and beverage which will be delivered by our team, assisted by the teachers, in the classrooms of your child/children.

The options available are:

OPTION 1: Morning Snack+ Lunch + Afternoon Snack = AED 32.00 per day

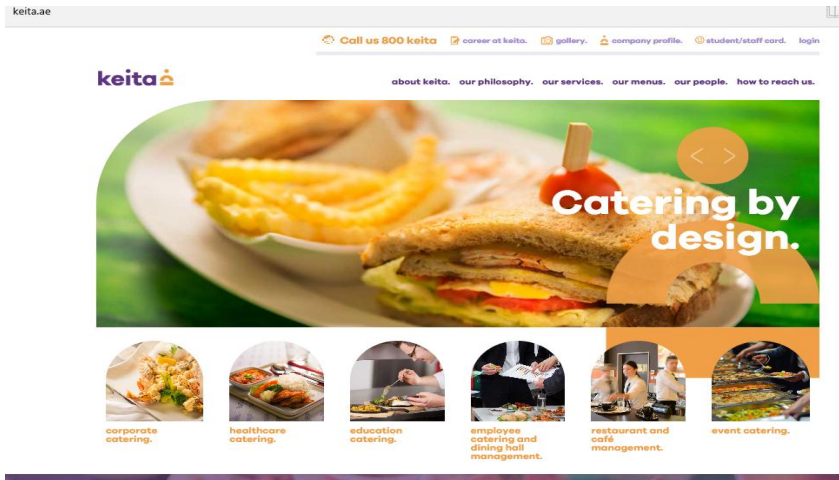
OPTION 2: Lunch + (Morning **OR** Afternoon Snack) = AED 25.00 per day

OPTION 3: Lunch only = AED 20.00 per day

In this power point you will find steps on how to register for the online system for payments, menu selection and order

How do order for my child
or children

Signing up with keita

The image shows the 'SIGN IN' form on the keita website. It features the keita logo at the top. Below the logo, the text 'SIGN IN' is displayed. There are two input fields: 'Username' and 'Password'. A link for 'Forgot Password?' is located below the password field. A purple 'Login' button is positioned below the 'Forgot Password?' link. At the bottom of the form, there is a 'Sign Up' link.

Enter user name and password
If you are a new customer click
→ sign up

<https://keita.ae/>

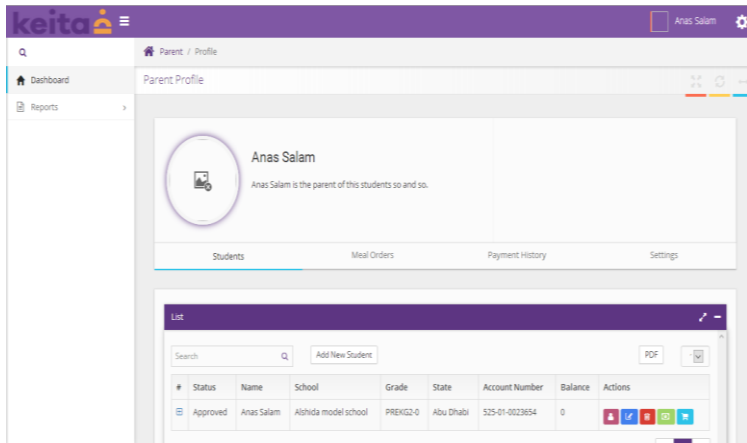
The image shows the 'REGISTER' form on the keita website. It features the keita logo at the top. Below the logo, the text 'REGISTER' is displayed, followed by the instruction 'Please fill in your information'. The form includes several input fields: 'UserName' (Username), 'Password' (Enter Password), and 'Retype Password' (Enter Password). There are also fields for 'Name' (First Name and Last Name). Below these fields, there are radio buttons for 'UserTypes' with options 'Parent' and 'Staff'. At the bottom, there is a checkbox for 'I agree to the Company Terms of Service and Privacy Policy' and two buttons: 'Signin' and 'SUBMIT'.

Parent/staff will receive an email for
confirmation
Please click on the email to activate
your account.

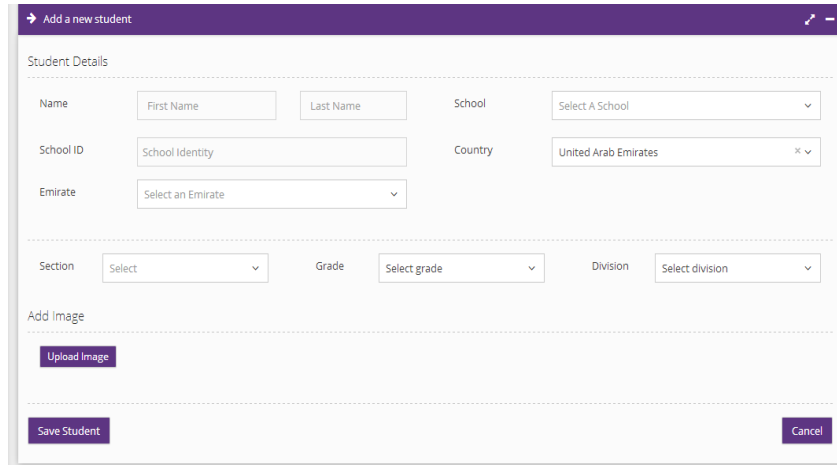
The email will take back to the login page
and after you log in the email will send you
to the parents dashboard.



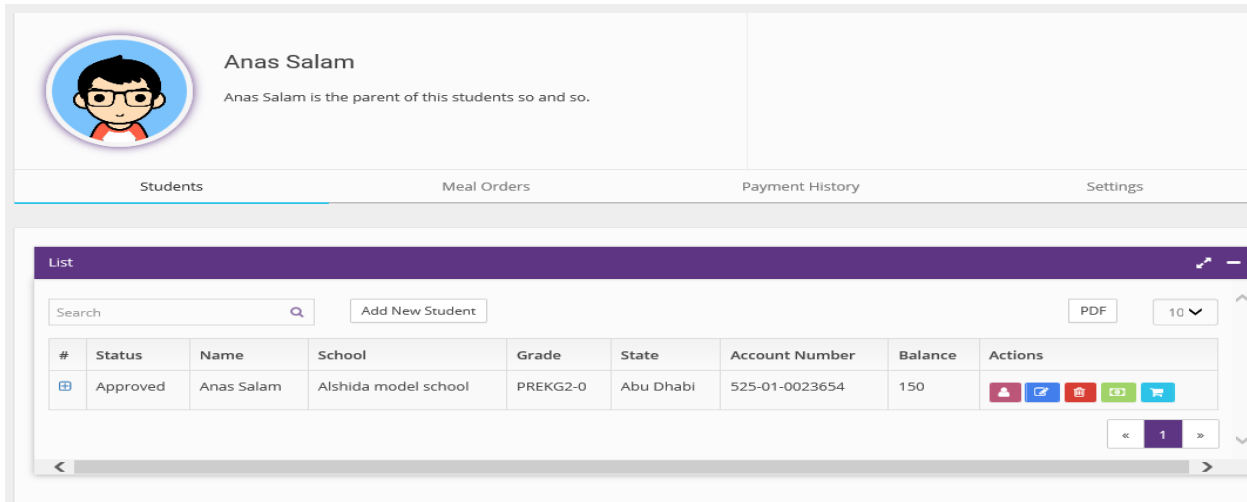
add a student



Click add new student



Fill the student details and school ID number








Student dash board



Student account

List

Search Add New Student PDF

| # | Status | Name | School | Grade | State | Account Number | Balance | Actions |
|---|----------|------------|----------------------|----------|-----------|----------------|---------|---|
| 1 | Approved | Anas Salam | Alshida model school | PREKG2-0 | Abu Dhabi | 525-01-0023654 | 0 |      |

« 1 »



view
student



edit
student



delete
student



online
recharge








select
menu

Click online recharge icon



List

Search Add New Student PDF

| # | Status | Name | School | Grade | State | Account Number | Balance | Actions |
|---|----------|------------|----------------------|----------|-----------|----------------|---------|---|
| 1 | Approved | Anas Salam | Alshida model school | PREKG2-0 | Abu Dhabi | 525-01-0023654 | 0 |      |

« 1 »

top up cards enter the amount and click next

Parent / Payment Portal

Payment Portal


Payment Wizard

Recharge for Anas Salam

| | | | |
|------------|---|-------------|---|
| Amount | <input type="text" value="Amount"/> | Pay With | Credit Card <input type="radio"/> Debit Card <input type="radio"/> Direct Debit <input type="radio"/> |
| First Name | <input type="text" value="Anas"/> | Last Name | <input type="text" value="Salam"/> |
| Street | <input type="text" value="Al Falah Street"/> | City | <input type="text" value="Abu Dhabi"/> |
| State | <input type="text" value="Abu Dhabi"/> | Postal Code | <input type="text" value="Postal Code"/> |
| Country | <input style="border-bottom: none; border-top: none; border-left: none; border-right: none; padding: 0 5px;" type="text" value="United Arab Emirates"/> × ▾ | Email | <input type="text" value="anasbinsalam.ar@gmail.com"/> |

[Next](#)

parent profile settings



Anas Salam
Anas Salam is the parent of this students so and so.

Students Meal Orders Payment History **Settings**

Parent Details

| | | | |
|----------------|---------------------------|----------------|-----------------|
| Name | Anas Salam | Address | Al Falah Street |
| Phone | 971-569394250 | Fax | 0-0 |
| Country | United Arab Emirates | State | Abu Dhabi |
| City | Abu Dhabi | Street | Al Falah Street |
| Email | anasbinsalam.ar@gmail.com | Website | |

Login Details

| | |
|-----------------|---------------------------|
| Username | anasbinsalam.ar@gmail.com |
|-----------------|---------------------------|

[Edit](#) [Image Upload](#) [Change Password](#)

top up cards

Click pay via network online portal

Payment Portal





Payment Wizard

Recharge for Anas Salam

Pay via networkonline

Network >

Choose your payment options

Payment Option |    

Card Number

Card Holder Name

Expiry Date

Month Year

CVV Number

PAY NOW CANCEL

Transaction Details

Merchant Name : KEITA CATERING LLC
 Order Number : order-4aafcf
 Amount (AED) : 1000



keita Catering LLC
 ICAD Building D, Abu Dhabi, UAE
 Ph: 02-6446461, Fax: 02-6446344

To :
 Anas Salam
 Al Falah Street

PAYMENT RECEIPT

Payment Date: 27-11-2016

Payment Mode:

Total Amount
 100 AED

payment invoice

| Payment Ref.Number | Invoice Date | Invoice Amount | Payment Amount |
|--------------------|--------------|----------------|----------------|
| | 27-11-2016 | 100 AED | 100 AED |

NB : This is a payment confirmation message from KEITA.

Digital Internet Service LLC
 Technopark , Trivandrum, Najda Street, Abu Dhabi, Abu Dhabi, United Arab Emirates
 Email : nuriyah@gmail.com, Phone : 91-508922937 , 971-508922937








How do I select menu for my
child?

Student account

List

Search Add New Student PDF

| # | Status | Name | School | Grade | State | Account Number | Balance | Actions |
|---|----------|------------|----------------------|----------|-----------|----------------|---------|---|
| 1 | Approved | Anas Salam | Alshida model school | PREKG2-0 | Abu Dhabi | 525-01-0023654 | 0 |      |

« 1 »



view
student



edit
student



delete
student



online
recharge








select
menu

Click online Select menu



List

Search Add New Student PDF

| # | Status | Name | School | Grade | State | Account Number | Balance | Actions |
|---|----------|------------|----------------------|----------|-----------|----------------|---------|---|
| 1 | Approved | Anas Salam | Alshida model school | PREKG2-0 | Abu Dhabi | 525-01-0023654 | 0 |      |

« 1 »

Selecting the menu

select menus from menu calendar

Parent / Order Meals

Order Portal

Meal Cart

- Meal : Baked andalouze fish & rice / Price : 15 AED
- Complimentary Meals
- Sliced Fruits
- water
- Meal : Spring rolls & Vegetables / Price : 15 AED
- Complimentary Meals
- water
- Sliced Fruits
- Vegetable Crudités grated carrot
- Total: 30 AED

Menu

November 2016 / December 2016

| Category | Tue 29-11-2016 | Wed 30-11-2016 | Thu 1-12-2016 | Fri 2-12-2016 | Sat 3-12-2016 | Sun 4-12-2016 | Mon 5-12-2016 |
|----------------------|---|---------------------------------------|--|-------------------------------------|---------------|---------------|---------------|
| Hot Meal Combo 1-Chi | Baked andalouze fish & rice (15 AED) | Spaghetties Bolognese (15 AED) | Chicken roasted & mashed potatoes (15 AED) | Fish machboos (15 AED) | | | |
| Hot Meal Combo 2-Veg | Baked potatoes stuffed caponata (15 AED) | Spring rolls & Vegetables (15 AED) | Penne primavera (15 AED) | Mexican vegetarian fajitas (15 AED) | | | |
| Hot Combo 3-SW | Cucumber & cheese sandwich & yoghurt (15 AED) | Chicken tikka Wrap & yoghurt (15 AED) | halloumi Cheese wrap & yoghurt (15 AED) | Cheese sandwich & yoghurt (15 AED) | | | |

to get calorie and ingredients of menu Item

Meal Cart

Meal Description

Calories: 40 Cal Ingredients: 1-1/2 cups chicken broth 1/2 cup uncooked long grain ric

Menu

November 2016 / December 2016

| Category | Tue 29-11-2016 | Wed 30-11-2016 | Thu 1-12-2016 | Fri 2-12-2016 | Sat 3-12-2016 | Sun 4-12-2016 | Mon 5-12-2016 |
|----------------------|---|---------------------------------------|--|-------------------------------------|---------------|---------------|---------------|
| Hot Meal Combo 1-Chi | Baked andalouze fish & rice (15 AED) | Spaghetties Bolognese (15 AED) | Chicken roasted & mashed potatoes (15 AED) | Fish machboos (15 AED) | | | |
| Hot Meal Combo 2-Veg | Baked potatoes stuffed caponata (15 AED) | Spring rolls & Vegetables (15 AED) | Penne primavera (15 AED) | Mexican vegetarian fajitas (15 AED) | | | |
| Hot Combo 3-SW | Cucumber & cheese sandwich & yoghurt (15 AED) | Chicken tikka Wrap & yoghurt (15 AED) | halloumi Cheese wrap & yoghurt (15 AED) | Cheese sandwich & yoghurt (15 AED) | | | |

To get calorie and ingredients details → mouse moves over to menu item name

Complimentary items selector

Parent / Order Meals
Order Portal

Meal Cart

Meal : Baked andalouze fish & rice / Price : 15 AED
Complimentary Meals
Sliced Fruits
water

Meal : Spaghetties Bolognese / Price : 15 AED
Complimentary Meals
water
Sliced Fruits
Vegetable Crudités grated carrot

Purchase

Total 30 AED

Complimentary Meals

| Complimentary Meal | Status |
|----------------------------------|-------------------------------------|
| water | <input checked="" type="checkbox"/> |
| Sliced Fruits | <input checked="" type="checkbox"/> |
| Vegetable Crudités grated carrot | <input checked="" type="checkbox"/> |

016 Today

| Sat 3-12-2016 | Sun 4-12-2016 | Mon 5-12-2016 |
|---------------|---------------|---------------|
| | | |

Hot Combo 3-SW sandwich & yoghurt (15 AED) Chicken Bolognese wrap & yoghurt (15 AED) Chicken Bolognese wrap & yoghurt (15 AED) Chicken Bolognese wrap & yoghurt (15 AED)

Select complimentary menu item names and
Weekly menu selection screen

Parent / Order Meals
Order Portal

Meal Cart

Purchase

Total 0 AED

Menu

November 2016 / December 2016 Today

| Category | Tue 29-11-2016 | Wed 30-11-2016 | Thu 1-12-2016 | Fri 2-12-2016 | Sat 3-12-2016 | Sun 4-12-2016 | Mon 5-12-2016 |
|----------------------|--|--|---|--|---------------|---------------|---------------|
| Hot Meal Combo 1-Chi | Baked andalouze fish & rice <input type="checkbox"/> (15 AED) | Spaghetties Bolognese <input type="checkbox"/> (15 AED) | Chicken roasted & mashed potatoes <input type="checkbox"/> (15 AED) | Fish machboos <input type="checkbox"/> (15 AED) | | | |
| Hot Meal Combo 2-Veg | Baked potatoes stuffed caponata <input type="checkbox"/> (15 AED) | Spring rolls & Vegetables <input type="checkbox"/> (15 AED) | Penne primavera <input type="checkbox"/> (15 AED) | Mexican vegetarian fajitas <input type="checkbox"/> (15 AED) | | | |
| Hot Combo 3-SW | Cucumber & cheese sandwich & yoghurt <input type="checkbox"/> (15 AED) | Chicken Bolognese wrap & yoghurt <input type="checkbox"/> (15 AED) | haloumi Cheese wrap & yoghurt <input type="checkbox"/> (15 AED) | Cheese sandwich & yoghurt <input type="checkbox"/> (15 AED) | | | |

after completing the selection >> click purchase button

For getting previous meal orders / meal order

The screenshot shows the 'Meal Orders' section of the Keita parent portal. At the top, there is a user profile for 'Anas Salam' with a cartoon avatar and the text 'Anas Salam is the parent of this students so and so.'. Below the profile are navigation tabs: 'Students', 'Meal Orders' (which is highlighted with a red underline), 'Payment History', and 'Settings'. The main content area is a 'List' view of meal orders. It includes a search bar, a 'PDF' button, and a dropdown menu set to '10'. The table below shows two meal orders:

| Student | Meal | School | Date | Price |
|------------|-----------------------------|-----------------------|------------|-------|
| Anas Salam | Baked andalouze fish & rice | Alishida model school | 29-11-2016 | 15 |
| Anas Salam | Spring rolls & Vegetables | Alishida model school | 30-11-2016 | 15 |

Click → meal orders, to see all the orders placed
← Payment history →

The screenshot shows the 'Payment History' section of the Keita parent portal. At the top, there is a user profile for 'Anas Salam' with a cartoon avatar and the text 'Anas Salam is the parent of this students so and so.'. Below the profile are navigation tabs: 'Students', 'Meal Orders', 'Payment History' (which is highlighted with a green underline), and 'Settings'. The main content area is a 'List' view of payment history. It includes a search bar, a 'PDF' button, and a dropdown menu set to '10'. The table below shows five payment entries:

| Status | Online Ref.Id | Student | Parent | Amount | Date | Payment Invoice |
|----------|---------------|-----------|-----------|--------|------------|-----------------|
| Approved | | AnasSalam | AnasSalam | 100 | 27-11-2016 | |
| Approved | | AnasSalam | AnasSalam | 100 | 27-11-2016 | |
| Approved | | AnasSalam | AnasSalam | 100 | 27-11-2016 | |
| Approved | | AnasSalam | AnasSalam | 15 | 27-11-2016 | |
| Approved | | AnasSalam | AnasSalam | -15 | 27-11-2016 | |

For Support:
Toll free customer service
number:
800-KEITA (53482)

Customer support mail:
info@keita.ae