



Curriculum Synopses
Year 7 Term 1




THE BRITISH INTERNATIONAL SCHOOL
ABU DHABI
A NORD ANGLIA EDUCATION SCHOOL

Academic Team

The Academic Team lead a team of teachers in each of their curriculum areas focused on delivering the highest level of teaching and learning for students. We are always happy to hear from parents to help support students further in lessons and with home study.



Ms. Sara Brazier
Head of English
sara.brazier@bisad.ae



Mr. Stephen Starost
Head of Mathematics
stephen.starost@bisad.ae



Mr. Oliver Lewis
Head of Science
oliver.lewis@bisad.ae



Ms. Julie Cannon
Head of Year 7
julie.cannon@bisad.ae



Ms. Victoria Juett
Head of Humanities
victoria.juett@bisad.ae



Mr. Christopher Gildroy
Head of Computer Science
christopher.gildroy@bisad.ae



Mr. Eric Depose
Head of MFL
eric.depose@bisad.ae



Ms. Tehmina Qureshi
7A Form Tutor
tehminkaureshi@bisad.ae



Ms. Carmen Gil
7B Form Tutor
carmen.gil@bisad.ae



Mr. James Morgan
7C Form Tutor
james.morgan@bisad.ae



Mr. Paul Cochlin
Head of PE
paul.cochlin@bisad.ae



Ms. Adriane O'Connor
Head of Creative Arts
adriane.oconnor@bisad.ae



Ms. Assile Al Amili
Head of Arabic & Islamic
assile.alamili@bisad.ae



Mr. Will McLoughlin
7D Form Tutor
will.mcloughlin@bisad.ae



Ms. Hannah Barnes
7E Form Tutor
hannah.barnes@bisad.ae



Ms. Diala Alset
7F Form Tutor
diala.aset@bisad.ae

Year 7 Team

The Year 7 Pastoral Team is led by Mrs. Julie Cannon, along with 6 form tutors and a wider extended team. Students attend form time registration each morning at 7:45am, when the National Anthem is played and a register is taken.

Various activities, assemblies and information giving takes place during the registration period and it is also an important time for students to update their BIS AD Diploma to reflect on their successes and progress. If you have any questions or concerns about your son / daughter, you should contact the form tutor in the first instance.

What will students study in Term 1?

For the first half of term 1, year 7 will be studying a unit called 'Evolution of Language.' In this unit, students will be studying a range of high quality texts and exploring how they have contributed to the development of language as we know it. Throughout the unit, students will have an opportunity to complete reading and writing tasks as well as some presentations to showcase their understanding.

The second half of term 1, students will be studying a unit called 'Voices from Around the World.' Similarly to 'Evolution of Language' this unit will feature a range of texts for students to read and discuss which will then be used to help them write their own mini autobiography.

Throughout both units, students will be assessed formatively on their ability to analyse ideas and perspectives, write using a range of vocabulary, use correct spelling and punctuation as well as their ability to take part in individual and group discussion.

How can I extend my child?

Sign up to children's news sites such as 'The Day' where you can find up to date news articles with activities and questions to complete.

<https://theday.co.uk/>

Encourage your child to read a section of different books throughout the term and discuss these with them


Be a Better Writer

by Steve Peha

ISBN-10: 0997283106

ISBN-13: 978-0997283105

Available on paperback and kindle.



40% of students achieved a grade 7 in IB English (highest grade)



28% of students achieved a grade 9 in Mathematics at GCSE.



How can I support at home?

- Discuss the texts being studied with your child – what is your perspective of them and how does it differ from your child's?
- Choose 1 or 2 news articles a week to discuss with your child. Focus on helping them form logical arguments and points by questioning their knowledge of the topic and helping them understand the global issue behind it.

How can I support at home?

All students will be issued with a homework pack via Teams and email at the start of term 1. This pack will contain 2 sections, retention and extension. The retention section focuses on the main questions we want students to be able to answer by the end of Year 7. This pack will contain lots of repetitive work sheets designed to enable students to memorise key concepts and algorithms.

The extension section will feature problem solving questions from the UKMT. These sheets should be used when students are scoring higher than 80% on tests and need more challenge than the retention sheets.

What will students study in Term 1?

In Year 7 students will study a range of topics in all the key strands of mathematics. Students in the top sets will also practise for the UKMT Junior Challenge and this will involve developing lots of techniques for problem solving. All students will be assessed on the same content. The topics in Term 1 will be:

1. **Integers:** Students will use all four operations with negative numbers. This will also involve order of operation calculations.
2. **Symbols:** Students will learn to simplify like terms and substitute into simple algebraic expressions.
3. **Symmetry and Coordinates:** Students will plot coordinates on all four quadrants and be able to reflect shapes in straight and diagonal lines.
4. **Fractions:** Students will learn to use equivalency to simplify and compare fractions, convert between mixed & improper fractions and find fractions of amounts.
5. **Proportion:** Students will learn to convert between fractions, decimals and percentages as well as understanding basic place value and ordering of decimals.
6. **Number Properties:** Students will learn the square numbers and their roots up to 15 as well as the cube numbers and their roots up to 5. They should also know the prime numbers up to 29 and be able to identify factors and multiples.
7. **Circle:** Students will learn the key terminology for circles: radius, diameter, arc, circumference, centre, tangent, sector and segment.

How can I extend my child?

To extend your child beyond the school curriculum, please encourage them to read and solve problems as much as possible. Some of our more able students also enjoy coding solutions on computers and this is an excellent way to develop lateral thinking skills.

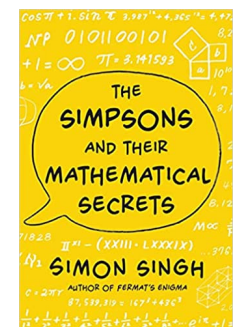
The Simpsons and Their Mathematical Secrets

by Simon Singh

ISBN-10: 1408842815

ISBN-13: 978-1408842812

Available on paperback and kindle.



What will students study in Term 1?

خلال الفصل الدراسي الأول للصف السابع سنركز في التعليم على مهارات التحدث، الاستماع، القراءة والكتابة للطلاب بما يتوافق تمامًا مع منهج وزارة التربية والتعليم، و سيتم تشجيع الطلاب على المشاركة في مجموعات متنوعة أو بشكل فردي باتباع استراتيجيات مختلفة.

حيث سيقوم الطلاب بقراءة النصوص الأدبية وتحليلها، وتقييم مدى تحقيق الكاتب لغايته، وربط النص بسياقه التاريخي، والاجتماعي، والمعرفي، واستخلاص السمات الفنية. بالإضافة إلى الكتابة في أماط مختلفة ولجماهير مختلفة والمشاركة في المناقشات والعروض التقديمية. إلى جانب ذلك سيقوم الطالب بتحليل المادة المسموعة وتقييمها، وتقديم العروض باللغة العربية الفصيحة باستخدام الوسائط المتعددة مراعيًا آداب الاستماع والتحدث، وتوظيف المفاهيم النحوية، والصرفية، والإملائية، والبلاغية، المتصلة بالمرحلة توظيفًا سليمًا تحدثًا وكتابةً.

- سيدرس الطلاب خلال الفصل الدراسي الأول ما يلي:
- القراءة والنصوص: قصة قصيرة : رحمة للعالمين - نص شعري : مجد الإمارات - سيرة غيرة زايد رجل بنى أمة - قراءة نصوص إثرائية و تحليلها .
- النحو: الجملة و التركيب - الجملة و أغراضها- المفعول فيه .
- البلاغة : الطباق و المقابلة - التشبيه التام .
- الاستماع: جزاء الإحسان - ندوة : العمل التطوعي في الإمارات .
- الكتابة: كتابة نص تفسيري / كتابة نص سردي / كتابة رسالة شخصية
- التحدث : تقديم عروض شفوية مرتبطة بما يدرسه الطلاب .

One third of students achieved at and above grade 8 at GCSE



67% of students achieved at and above grade 8 at GCSE (Aug 2021).

How can I support at home?

Ask students to share what they are learning in class and have them teach you about what they know. You can support your child's learning at home by encouraging them to use the below interactive tools:

- [Languagenut https://www.languagenut.com/global/](https://www.languagenut.com/global/) (username and login have already been sent out through school)
- [Linguascope www.linguascope.com](http://www.linguascope.com) Password : bisad / username 20twenty
- <http://www.arabalicious.com/secondary-resources.html>
- [interlingo https://www.interlingo.co.uk](https://www.interlingo.co.uk)

How can I extend my child?

To extend your child beyond the curriculum, please encourage your child to read at home. We strongly recommend that all students read for a minimum of twenty minutes every day. They should also practise writing for an extended time periodically, this could be through writing short stories, creating a newspaper article about a key event that has taken place or poetry etc.

The Arabic department in the secondary school will provide support to the extended writing. Therefore, your child may receive writing tasks with instructions that can help them produce good quality of writing. We recommend students get a dictionary, the Arabic bank of vocabulary and grammar books for second language learners like 'Arabic Grammar in Context'.

How can I support at home?

- على مدار الأسبوع ستكون هناك واجبات منزلية، التي يمكنكم من خلالها معرفة ما يدرسه الطالب في الصف ومساعدته إن واجه بعض الصعوبة في حلها كما يمكنكم تشجيع الطلاب على قراءة الكتب باللغة العربية والتي ستزيد من رصيدهم اللغوي.
- يمكنكم أيضًا أن تسألوا الطالب عن النصوص التي قام بدراستها ومدى فهمه لها.
- ألق نظرة على الأنشطة الموجودة في كتاب الطالب واسأله عما إذا كان يفهم الأهداف وكيف يمكنه تحقيقها.
- شجع الطالب على البحث عن نصوص ومواضيع مماثلة لما درسه في الصف ومواصلة القراءة على نطاق واسع .

How can I extend my child?

يرجى تشجيع الطالب على القراءة المستمرة في المنزل والتي ستزيد من مخزونه اللغوي، كما نوصي بشدة ضرورة ممارسة الكتابة بشكل مستمر، وقد يكون ذلك من خلال كتابة قصص قصيرة، أو شعر... إلخ. وليكن في علمكم أن المكتبة الخاصة بقسم اللغة العربية تزخر بمجموعة كتب قيمة ومتنوعة يمكن للطلاب أن يستعير منها ما يشاء. كما يمكن للطلاب تصفح المواقع التالية حيث توجد الكثير من الكتب والقصص والروايات التي يمكنه أن يستفيد منها.

- <http://www.syrianstory.com/amis>
- <http://al-hakawati.net/stories>
- <https://read.kutubee.com>

What will students study in Term 1?

The aim of this course is to introduce students to the Arabic language and immerse them in Arabic culture to help them build their language proficiency. Grammar will be one of the learning focuses as it builds the accuracy of writing and speech.

For this term, the students will complete the themes of "Identity and culture" and "My house".

By the end of the term your child will have the opportunity to build language skills through a variety of learning outcomes, which are outlined in the curriculum brief of Term 1 and Term 2.

Listening:

- Identify the overall message, key points, details, and opinions.
- Deduce meaning from a variety of spoken texts
- Be able to answer questions, extract information, evaluate and draw conclusions.

Reading:

- Identify the overall message, key points, details, and opinions in texts.
- Recognise and respond to key information, important themes, and ideas in more extended written text, including authentic sources, adapted, and abridged as appropriate, by being able to extract information and answer questions.

Writing:

- Communicates information relevant to the task with expansion of key points and ideas.
- Effective adaptation of language to narrate, inform, interest, and give convincing personal opinions.
- Produces frequently extended sentences, well linked together
- Generally accurate language and structures, including successful references to past, present and future events; occasionally errors occur that hinder clarity of communication.

Speaking:

- Unambiguous; pronunciation supports clear communication.
- Responds to the set questions with consistently fluent and developed responses.
- Consistently effective adaptation of language to describe, narrate and inform, in response to the set questions.
- Pronunciation and intonation are consistently accurate and intelligible.

What will students study in Term 1?

The Islamic education curriculum for Year 7 aims to confirm the national identity of students, and to strengthen the bonds of love and brotherhood and cooperation between them, as it aims to prepare the student for effective participation in building society, to keep pace with global changes, and to be open consciously to other cultures.

Also, Islamic education includes everything related to the student's life and existence and its great Islamic values and heritage.

Islamic education standards are divided into six areas of learning that represent the components of the subject, namely: divine revelation (the Holy Qur'an and the noble hadith) and belief, the values of Islam and its etiquette, the provisions and purposes of Islam, biography and personalities, identity and issues of the modern - day, and these areas are being achievable through measurable learning outcomes.

The Islamic education curriculum for Year 7 for the first semester includes various topics that will make the student able to deal with terminology and concepts in a way that indicates awareness and deep understanding such as:

- The True Book (Surat As-Sajdah 1-12)
- Recommendations by the Prophet, (PBUH)
- Volunteering: An Act of Worship and Belonging
- Sanctity of Muslim
- Obligatory, voluntary, and disliked elements of Prayer
- The UAE in the Service of the World
- Qualities and rewards of believers (Surat As- Sajdah 13-22)
- The rules of silent noon and tanween
- Bring Yourself to Account
- Mosque manners
- Life in Madinah after the Emigration
- Prostration of Forgetfulness and Prostration of recitation

How can I extend my child?

To enhance and enrich the axes of Islamic education, the following links can be used:

<https://www.youtube.com/watch?v=Kw8JQZnHDmc>
<https://mawdoo3.com>

42% of students who sat Islamic Studies attained a grade 8 or higher.



How can I support at home?

Home support provides closer documentation of the student's relationship with the Holy Qur'an, as a first source of knowledge, behavior, and beauty, in order to build a Qur'anic and healthy mentality through:

- Constant reading of the holy Qur'an taking into account the provisions of recitation.
- Strengthening the student's relationship with the surrounding environment, preserving it and realising its value to humanity.
- Using the method of discussions and dialogues on contemporary issues to reach appropriate generalizations.

In addition, instilling the love of our prophet Muhammad (PBUH) in the heart of the student through experiencing the prophetic biography and taking the life of the Prophet (PBUH) as a good example and ideal to follow.

42% of students who sat Islamic Studies attained a grade 8 or higher.



الدعم المنزلي

يهدف الدعم المنزلي على توثيق صلة الطالب بالقرآن الكريم بوصفه المصدر الأول للمعرفة والسلوك والقيم والتذوق والجمال وذلك لبناء عقلية ونفسية سليمة وذلك من خلال:

- المداومة على قراءة القرآن الكريم مع مراعاة أحكام التجويد.
- تقوية علاقة الطالب بالبيئة المحيطة به، والحفاظ عليها وإدراك قيمتها للإنسانية بصفة عامة.
- استخدام طريقة المناقشات والحوارات حول القضايا المعاصرة للوصول إلى تعميمات مناسبة.

بالإضافة إلى غرس حب سيدنا محمد «صلى الله عليه وسلم» في قلب الطالب من خلال معايشة السيرة النبوية، وتقديم حياة الرسول الكريم «صلى الله عليه وسلم» كأسوة حسنة ومثل أعلى يقتدى به.

ملخص المنهج

منهج التربية الإسلامية للصف السابع يهدف إلى تأكيد الهوية الوطنية للطلاب، وتقوية أواصر المحبة والأخوة والتعاون بينهم، كما يهدف لإعداد الطالب للمشاركة الفعالة في بناء المجتمع، ومواجهة التغيرات العالمية، والانفتاح بوعي على الثقافات الأخرى كما أن التربية الإسلامية تشتمل على كل ما يرتبط بحياة الطالب ووجوده وقيمه وتراثه الإسلامي العظيم.

وتتركز معايير التربية الإسلامية على ستة مجالات تعلم تمثل مكونات المادة، وهي: الوحي الإلهي (القرآن الكريم والحديث الشريف) والعقيدة، وقيم الإسلام وآدابه، وأحكام الإسلام ومقاصده، والسيرة والشخصيات، والهوية وقضايا العصر، وهذه المجالات يتم العمل على تحقيقها من خلال نواتج تعلم قابلة للقياس.

ويتضمن منهج التربية الإسلامية للصف السابع للفصل الدراسي الأول على موضوعات مختلفة من شأنها أن تجعل الطالب قادرًا على التعامل مع المصطلحات والمفاهيم بطريقة تدل على الوعي والفهم العميق مثل :

- الكتاب الحق (سورة السجدة ١-١٢)
- من وصايا الرسول ﷺ
- التطوع عبادة وانتماء
- حرمة المسلم
- فرائض الصلاة وسننها ومكروهاتها
- الإمارات في خدمة العالم
- صفات المؤمنين وجزاؤهم (سورة السجدة ١٣-٢٢)
- أحكام النون الساكنة والتنوين / أولا: حكم الإظهار الحلقي
- حاسبوا أنفسكم
- آداب المسجد
- الحياة في المدينة المنورة بعد الهجرة
- سجود السهو وسجود التلاوة

منهج الإثرائي

لتعزيز وإثراء محاور التربية الإسلامية يمكن استعارة المراجع والكتب المتوفرة في المكتبة. بالإضافة إلى الاستفادة من الروابط التالية :

<https://www.youtube.com/watch?v=Kw8JQZnHDmc>
<https://mawdoo3.com>

What will students study in Term 1?

In Year 7 students will study a range of topics designed to meet the National Agenda of UAE. The new curriculum of social sciences provides a coordinated, systematic study of information, skills, and concepts in the disciplines of history, geography, political science, economics, anthropology, psychology, law, archaeology and sociology. Students are learning to make connections between peoples and nations of the world, between science, technology and society and learning to practise good citizenship. Students will be aided to develop informed and well-reasoned decision making as members of a cultured society in an interdependent world. Students will be assessed on a presentation task, extended writing and a modelling task. Topics in Term 1 will be:

1. The location and geographical characteristics of the UAE – its site and situation
2. The landscapes of the UAE
3. The evolution of landscape in the UAE
4. The unique human and physical characteristics of the seven Emirates
5. What attracts world travelers to the UAE
6. How settlements have evolved in the UAE – Jebel Faya & the later emergence of oases
7. Sustainability and the future of settlements in the UAE



How can I extend my child?

To extend your child beyond the school curriculum please read and encourage discussion surrounding the articles produced by the International Association for the study of Arabia shared in the BFSA:

<https://www.thebfsa.org/publications/bulletin/>

How can I support at home?

There are excellent online resources developed by the government which can be used as a reference point <https://www.government.ae/en/about-the-uae>
The UAE Annual Book is also a detailed source of information.

Travelling around the Emirates and engaging in cultural experiences is strongly recommended. There are a number of sustainable urban developments such as Masdar City which exemplify the content of the course.



How can I support at home?

لمساعدة الطالب من خارج المنهج ، يرجى تشجيع الطلاب على القراءة والبحث في الأرشيف الوطني عن معلومات حول النباتات المعمرة بدولة الإمارات وغيرها من الكتب كما نوصي بشدة أن يقرأ جميع الطلاب لمدة لا تقل عن ثلاثون دقيقة يوميًا. يجب عليهم أيضًا ممارسة الكتابة بشكل دوري عن طريق الأبحاث.

What will students study in Term 1?

تدرس مادة الدراسات الاجتماعية والتربية الوطنية وفقاً لمنهاج وزارة التربية والتعليم وذلك من خلال كتاب الدراسات الاجتماعية و كتاب الإمارات تاريخنا. • منهج الدراسات الاجتماعية والتربية الوطنية للصف السابع يتصف بأنه أكثر صلة بالواقع و أكثر شمولية كما يعمل على إتقان مهارة البحث والتخطيط الجغرافية، وكيفية تحليل الخرائط والرسوم البيانية والتفكير الإبداعي في مختلف القضايا الهامة التي تخص دولة الإمارات العربية المتحدة كما تعمل على تنمية قدرات الطالب على معرفة كيف تقوم دولة الإمارات العربية المتحدة بعمل علاقات مع دول العالم وكيف تقوم الإمارات بالحفاظ على التراث البيئي والحفاظ على النباتات المعمرة، ويقدر جهود الشيخ زايد رحمه الله من خلال جولاته الميدانية في الإمارات السبع . عدد الحصص: ثلاث حصص كل أسبوعين.

الدروس الواردة في هذا الفصل

١. الوحدة الأولى الدرس الأول (النباتات المعمرة بدولة الإمارات العربية المتحدة).
٢. الوحدة الأولى الدرس الثاني (الإمارات وأمريكا الشمالية)
٣. الوحدة الثانية (جولات ميدانية للشيخ زايد رحمه الله).
٤. الإمارات تاريخنا قراءة تحليلية

How can I extend my child?

- سؤال الطلاب عن النباتات الطبيعية والنباتات المعمرة بدولة الإمارات العربية المتحدة وعن المعلومات التي تعلمها عن كل درس من الدروس السابق ذكرها.
- متابعة ملف الطالب والدفتر الخاص بمادة الدراسات الاجتماعية ومنصة ألف.
- حث الطلاب على عمل مشروع ابتكاري لمعرض إكسبو ٢٠٢١.
- *تشجيع الطلاب على القراءة والمعرفة ومناقشتهم في المواضيع التي يقوم الطالب بقراءتها .
- كما يتوفر العديد من المواقع التابعة لوزارة التربية والتعليم التي تحتوي على معلومات قيمة كأداة للبحث منها

What will students study in Term 1?

In Year 7 students start by studying the fundamentals of safety, hazards and collecting data. Students will develop their practical skills and understanding of how to collect data to determine the relationships between physical quantities. They will then move on to study two further topics in Term 1: Out of This World and At The Zoo. The content covered in Term 1 is as follows:

Lab Safety

- Identifying hazards
- Explaining hazardous symbols
- How Science works – making accurate observations
- Drawing graphs
- Data analysis

Out of This World

- Types of Forces
- Our Universe and Objects within it
- Our Solar System & Stars
- Day, Night & Seasons
- Phases of the Moon
- Eclipses
- Mission to Mars

At The Zoo

- Classification, Keys & Variation
- Habitats
- Adaptations of Plants and Animals
- Photosynthesis

Students will also have the opportunity to complete an MIT challenge, this term along with MIT Abstracts and Global Campus Challenges. Please encourage your child to sign up for the CREST Award CCA this term.

How can I extend my child?


To help your nurture an interest in the Sciences and the applications of Science in the real world, the following books would be a good starting point:

Big Questions from Little People

by Gemma Elwin Harris

ISBN-10: 0062223224
ISBN-13: 978-0062223227

Available in paperback and hardback.



32% of students achieved a grade 9 in the Sciences. (August 2021)



How can I support at home?

Your child will have an account on the website Century Tech (<https://bisad.century.tech/login>) which can be accessed at any time to review learning and complete home learning using their Office 365 login details. The teacher will set an assignment once every two weeks to either be completed on Century Tech or in their lab books. There may be additional home learning assignments set when appropriate and in the build up to assessments.



30% of students achieved grade 9 at GCSE (Aug 2021).



How can I support at home?

Take some time this term to have a look through old photographs of trips that you have experienced as a family. Ask your child to think about the positive and negative impacts that might have resulted from the trips that you have taken or discuss what made the place unique and what attracted you to book a holiday there.

Discuss ideas about where you might travel in the future and why you might go there, to raise awareness about how places differ.

Talk about the places you visit in Abu Dhabi and again consider the positive and negative impacts you might have had on those places.

What will students study in Term 1?

In Year 7 Geography this term we will be considering different “Fantastic Places”. These are places around the world that are unique for various geographical reasons for example, Easter Island, The Northern Lights and Borneo. Students will look at what makes these places so unique geographically and they will consider the problems and issues surrounding these locations. This will culminate in a natural wonder of the world project, in which they will consider which place in the world should be considered a natural wonder and why.

Once we have completed this learning, the students will move on to study Tourism. This unit of learning will look at how and why people travel and more importantly the impact they have on the areas they visit. This is to enable students to think about how the human world interacts with the natural environment and the consequences of these actions both environmentally and to other populations. The work will focus on tourism in Kenya as a case study, though other localities will also be considered.


How can I extend my child?

To extend your child beyond the school curriculum, please encourage them to read and watch National Geographic online and on TV:

<https://www.nationalgeographic.org/encyclopedia/river/>

The Horrible Geography Series also includes “Raging Rivers”.

ISBN10: 140713518X
ISBN13: 9781407135182



What will students study in Term 1?

In Year Seven, students will begin to develop historical skills including research, interpretation, source analysis and debate through a number of enquiry led topics. These topics include:

What is History? An introduction to key concepts and key skills in History. Key concepts include understanding significance, change and continuity, causation and consequence. Students also begin to build knowledge of key skills through source-based activities.

What makes a good empire? Students are introduced to this topic by considering what an empire is and what constitutes a 'good empire.' Students then research three case studies; Egypt, Greece and Rome, before reaching a conclusion that is rooted in their historical understanding.


How terrible was the Black Death? Students investigate the gruesome Black Death with particular focus on the causes and effects of the Black Death. One such effect, the peasants' revolt, led some historians to argue that the Black Death was not so terrible after all.

Why was the Renaissance such a big deal? Students investigate Europe between the 14th and 17th Century and explore the different factors that led to discovery and progress in this period, debating which factors played a more significant role in change.

Why does everyone remember Henry VIII? Students research the Tudor period with particular focus on the role that Henry VIII played in changing religion.

How can I extend my child?

Horrible Histories is a range of illustrated books on various historical topics.



74% of students achieved a grade 7 or higher in Aug 2021.

How can I support at home?

Students can be encouraged to spend time at home reading in order to improve literacy, which has a direct impact on learning in subjects such as History. Students should be encouraged to spend time researching topics using books,

the internet, visits to museums, podcasts and videos. In particular, BBC Bitesize contains a huge range of resources that can be utilised to develop subject knowledge in History.

One third of students attained a grade 9 in computing (August 2021)



How can I extend my child?

There are various graphics design packages available which you can use at home. The best package available would be Adobe Illustrator but that can be rather expensive. If your child would like to continue developing 2D computer graphics at home I would encourage you to download the free graphics editing package GIMP. This includes many of the tools used in lesson and is a great start when trying to master the skills required in 2D graphic design.

<https://www.gimp.org/>



What will students study in Term 1?

Through this term Students will be learning about basic mechanics within a formula one car (electric) as well as how to digital graphics using Adobe Illustrator. This term is split into two parts:

1. Students will be developing a "skin" for a F1e Car.
2. Students will learn about basic mechanics and will build and race their very own F1e car using Lego

Students must imagine that they are working for team BISAD and first must think about how to design a visually appealing F1e car which includes all of the school sponsors. Their car will be a UAE team so students will have to think carefully about who to ensure their car not only includes their sponsors but also represents BISAD and UAE pride.

At the end of this unit students will have the opportunity to demonstrate their understanding of basic mechanics by racing their car against other in the class. Those students who apply the mathematics and theory correctly will end up with the fastest car and will win the race!



How can I support at home?

Homework in STEAM is more than just additional work to complete at home. There is only one homework task and this is optional. It is designed to be completed as a family, that is, the focus of this homework is to engage your child outside of school with what they have learnt in their lessons. It shouldn't be onerous or hard work. Instead it should be a starting point to an investigation whilst you are out or a good excuse to talk about what your child has been doing in lessons.

The task -
"Visit the F1 track in Abu Dhabi (it is open every Tuesday evening and it is free). Look at how the track is constructed and how different materials and textures have been used on different parts of the track. Pay attention to the corners. Take photo and try to explain why the surfaces have been used like they have. How does this effect the race, car and drivers? Share this with your class"
Additionally, revision pack are issued via our Microsoft Teams page that can be used to help your child revise for the end of unit tests. These are available from the start of the term. Please contact your child's classroom teacher if you are unsure.

What will students study in Term 1?

Learning a language enables students to develop an appreciation of other people's cultures and linguistic systems, stimulating a variety of transferrable cognitive abilities.

By offering languages at BIS Abu Dhabi, we aim to stimulate students' interest in and enjoyment of discovering a foreign language and to develop a critical understanding of the language (structure, grammar and culture). To enable them to acquire a sound ability to understand oral and written text as well as participate in simple communicative situation in familiar topics, we will be working on all four skills: Speaking, Listening, Reading and Writing.

Module 1:

- Revision of classroom language
- Revision of basic personal details: name, age, birthday, place...
- Family and pets, possessive adjectives (mon, ma, mes)
- Colours as adjectives and their agreement with nouns
- To have (avoir) and to be (être), there is (not)
- Descriptions (hair and eyes, character)
- Further use of adjectives.
- Introduction of the present tense: regular -er verbs

Module 2:

- Description of school: j'étudie, il y a, facilities,
- School subjects (le dessin, la biologie, les maths...) and timetable (le lundi, j'ai..., qu'est-ce que tu as le mardi?)
- Likes and dislikes: j'aime / je n'aime pas...
- Opinions and reasons using connectives: parce que / car
- / je pense que (c'est)
- Opinions on teachers
- School day and activities: j'écoute, je lis, j'écris...
- Snacks: Je mange/je bois/ je prends + du/de la/des (partitives)

Students will be assessed in all skills at the end of each module. They can use the Knowledge Organiser and "I can" sheet they get at the beginning of each module to revise and check their progress throughout.

How can I extend my child?

YouTube is a mine for French songs and videos that would help develop listening skills.

TV5 Monde is a free French speaking channel that can easily be accessed through your TV provider and online.

www.educationperfect.com

(username and login provided by teachers)

We are expecting to have some Education Perfect competitions this term to engage students in their language learning experience (dates to be confirmed).

76% of students attained a 9 at GCSE in Aug 2021.



How can I support at home?

At home, you can encourage and check the consistent learning and revision of vocabulary. In Year 7, students will be set a regular home learning task on Education Perfect, our language platform. These tasks are designed for the students to drill vocabulary of the lesson/module.

We will use Teams to set home learning, to communicate with the students and to share relevant resources.

Education Perfect also offers the opportunity to practise a specific grammar aspect.

www.languagesonline.org.uk

offers vocabulary and grammar activities following our curriculum.

www.linguascope.com

(bisad; bisad20one) is great for basic vocabulary games.

71% of students attained a 9 at GCSE in Aug 2021.



How can I support at home?

At home, you can encourage and check the consistent learning and revision of vocabulary. In Year 7, students will be set a regular home learning task on Education Perfect, our language platform. These tasks are designed for the students to drill vocabulary of the lesson/module.

We will use Teams to set home learning, to communicate with the students and to share relevant resources.

Education Perfect also offers the opportunity to practise a specific grammar aspect.

www.languagesonline.org.uk

offers vocabulary and grammar activities following our curriculum.

www.linguascope.com

(bisad; bisad20one) is great for basic vocabulary games.

What will students study in Term 1?

Learning a language enables students to develop an appreciation of other people's cultures and linguistic systems, stimulating a variety of transferrable cognitive abilities.

By offering languages at BIS Abu Dhabi, we aim to stimulate students' interest in and enjoyment of discovering a foreign language and to develop a critical understanding of the language (structure, grammar and culture). To enable them to acquire a sound ability to understand oral and written text as well as participate in simple communicative situation in familiar topics, we will be working on all four skills: Speaking, Listening, Reading and Writing.

Module 1:

- Greetings,
- Classroom objects and language,
- Numbers and alphabet
- Age and birthday,
- To have (tener)
- Saying where you live
- Present tense of regular verbs in -ar (llamarse) and verbs in -ir (vivir)

Module 2:

- School subjects
- What you do in class (-ar, -er, -ir verbs)
- Describing teachers, using adjectives
- Giving opinions and reasons (gustar / porque)
- Talking about snacks
- Counting up to 100

Students will be assessed in all skills at the end of each module. They can use the Knowledge Organiser and "I can" sheet they get at the beginning of each module to revise and check their progress throughout.

How can I extend my child?

YouTube is a mine for French songs and videos that would help develop listening skills.

TV5 Monde is a free French speaking channel that can easily be accessed through your TV provider and online.

www.educationperfect.com

(username and login provided by teachers)

We are expecting to have some Education Perfect competitions this term to engage students in their language learning experience (dates to be confirmed).

What will students study in Term 1?

Learning a language enables students to develop an appreciation of other people's cultures and linguistic systems, stimulating a variety of transferrable cognitive abilities.

By offering languages at BIS Abu Dhabi, we aim to stimulate students' interest in and enjoyment of discovering a foreign language and to develop a critical understanding of the language (structure, grammar and culture). To enable them to acquire a sound ability to understand oral and written text as well as participate in simple communicative situation in familiar topics, we will be working on all four skills: Speaking, Listening, Reading and Writing.

Kapitel 1:

- Greetings and Introducing yourself
- Counting to 19
- Using the verb sein (to be)
- Using the German alphabet
- Using wohnen to say where you live
- Describing your character
- Using mein(e) and dein(e)
- Asking and answering questions about your belongings

Kapitel 2:

- Talking about pets
- Using pronouns
- Talking about 'superpets'
- Using kann + infinitive
- Talking about family members and age
- More practice of present tense verbs
- Describing family members
- Using adjectives with nouns
- Talking about birthdays
- Using ordinal numbers (first, twentieth, and so on)

Students will be assessed in all skills at the end of each module. They can use the Knowledge Organiser and "I can" sheet they get at the beginning of each module to revise and check their progress throughout.

How can I extend my child?

YouTube is a mine for French songs and videos that would help develop listening skills.

TV5 Monde is a free French speaking channel that can easily be accessed through your TV provider and online.

www.educationperfect.com

(username and login provided by teachers)

We are expecting to have some Education Perfect competitions this term to engage students in their language learning experience (dates to be confirmed).

100% of students achieved a grade 6 and higher at GCSE in Aug 2021.



How can I support at home?

At home, you can encourage and check the consistent learning and revision of vocabulary. In Year 7, students will be set a regular home learning task on Education Perfect, our language platform. These tasks are designed for the students to drill vocabulary of the lesson/module.

We will use Teams to set home learning, to communicate with the students and to share relevant resources.

Education Perfect also offers the opportunity to practise a specific grammar aspect.

www.languagesonline.org.uk

offers vocabulary and grammar activities following our curriculum.

www.linguascope.com

(bisad; bisad20one) is great for basic vocabulary games.

28% of students gained a 9 at GCSE in August 2021




How can I support at home?

Encourage your son/daughter to develop their drawings skills by practising what they are learning in school with you at home (You Tube video tutorials can be a useful inspirational tool). Explore the videos and activities on the KS3 Art & Design program on BBC Bitesize to encourage your child to think about how Art & Design shapes our world. www.bbc.com/bitesize/subjects/z6f3cdm

What will students study in Term 1?

Basic Skills Unit: The Formal Elements of Art & Design

This term, students will learn about the 7 Formal Elements of Art & Design with a particular focus on drawing and painting. They will develop their observational drawing skills and learn how to apply tonal shading effectively through blended and cross hatching techniques. Students will study colour theory, and practise mixing and blending colours using watercolour paint successfully to create a 3D tonal affect in their artworks. Frottage and Collage art making techniques will be explored, inspired by the work of Surrealist Max Ernst.



How can I extend my child?

Visit a local Art Gallery and get inspired by Art from different cultures, context and times:

www.louvreabudhabi.ae

manaratalsaadiyat.ae/en/default.aspx

www.warehouse421.ae/en/

Encourage your child to sign up for an evening or weekend art class at one of the following art studio resources:

www.abudhabiart.ae/en/visitors/art.studio.aspx

www.artbeatad.com

www.artcentral.ae/art-workshops

The art activity book below can be a fun way of developing your child's skills and confidence through practice and lots of fun activities at home.

How to Draw: 53 Step-by-Step Drawing Projects (Beginner Drawing Books) Paperback – 19 Jan 2018

What will students study in Term 1?

At Key Stage 3 pupils are immersed into practical and engaging schemes of learning that develop their performance and theoretical practice. Students in Year 8 will re-cap and continue to develop a wide range of drama skills throughout term one that will ensure a basic knowledge and understanding of the practical skills necessary to create theatre and perform with confidence.

Term One: Sept - Oct

Skills Workshops:

In the first half term students will be introduced to a range of key skills known as the 'Actors Toolbox' Students will explore:

Voice:	Movement:	Voice:
• Pace	• Gesture	• Still image
• Pitch	• Eye-contact	• Cross cutting
• Tone	• Body language	• Thought tracking
• Intonation	• Facial expression	• Narration
• Volume	• Posture	
• Fluency	• Use of space	

Term Two: Oct - Dec

Skills in Practice

In the second half term students will put into practice the skills they have developed in the first half term to create a short, original piece of Drama using a stimulus. The process of creating and the final performance will be assessed using the Nord Anglia Performing Arts Learner Ambitions (PALA) assessment framework.

Ways of Being - Collaborative

Students can identify and embody the roles of actor, director, designer, writer in their own simple theatrical collaboration.

Ways of Thinking - Creative

Students can create a piece of drama by selecting and combining techniques and forms together in a novel way.

Ways of Doing - Performers

Students understand how dramatic exercises and techniques can be applied to a performance or dramatic work.

Half the students taking Drama achieved a grade 7 or higher in Aug 2021.

How can I support at home?

Encourage your child to see theatre productions. Students will explore the world of Shakespeare and heightened language during Unit 2, Much Ado About Nothing by William Shakespeare will be playing at Dubai Opera in September.

Theatre in the UAE is developing, and by offering as many opportunities to see live theatre as possible you will be enriching your child's cultural knowledge.

How can I extend my child?

Getting to the theatre can be a costly exercise and not always as easy as we would like. There are however numerous websites where students can watch theatre online. The National Theatre (UK) have some wonderful online resources, including libraries of previous shows and interviews with leading industry professionals.

<https://www.nationaltheatre.org.uk/backstage>

Digital Theatre Live is an online library of some of the best productions and plays. You can rent plays and also subscribe to the channel to watch live theatre, online.

<https://www.digitaltheatre.com>

Workshops and Places to Visit

Childrens Library:

Digital Media Workshop
Poetry Jam Workshop

Cultural Foundation:

Caracalla Dance Theatre www.culturalfoundation.ae

60% of students achieved an A in Music in Aug 2021.*



How can I support at home?

- Encourage your child to show their learning from Music lessons at home. Additional practice can bring significant improvements to your child's confidence and understanding in Music.
- Practising at home can help to improve physical coordination and stamina when performing music. For example, being able to sustain a constant steady rhythm for the duration of a whole song takes practice to maintain a high standard.
- Students can access many tutorials and play-along videos online that can improve their overall musicianship.
- If your child has access to a musical instrument, encourage 5 to 10 minutes of playing music every day, this can be structured or exploratory practice.



What will students study in Term 1?

Music will be taught with a focus on practical skills supported by theoretical concepts. Students are encouraged to explore their creativity, self-expression and develop the physical skills required to produce music using their voices, body movement, instruments, and digital music technology

The **My Music Project** draws upon students' experiences of music they know and enjoy; developing their knowledge and skills in listening to music in detail, deepening their understanding of how different aspects of music work together to make a successful song or piece of music. Students will be guided by the Nord Anglia Performing Arts Learner Ambitions in the following areas:

- **Collaboration** – recognizing ways we develop ideas and find solutions when making music together.
- **Expression** – explain and/or show how hearing and performing music makes us feel, think, or imagine, using a range of vocabulary and giving musical examples.
- **Cultural awareness** – discuss the roles and relationships music has within our cultural context.

Following the My Music Project, students will embark on a journey into the exciting world of rhythm – an aspect of music integral to all musical genres across the globe. The I've Got Rhythm project will incorporate the following Performing Arts Learner Ambitions:

- **Creativity** – initiating experimentation and improvising musical ideas, making suggestions and changes in response to working with others and reflecting on their work.
- **Cultivating curiosity** – actively engage with unfamiliar music, explore different cultural traditions and critically evaluate their artistic contributions in musical activities.
- **Performing** – build understanding of how to perform independent parts as a member of a group. Be able to improvise, develop fluency and stylistic awareness. Draw comparisons between sections and layers, discussing how the music develops over time.

How can I extend my child?

To extend your child beyond the school curriculum, please encourage them to attend the wide range of Creative Arts extra-curricular activities that the school provides.

- **YouTube** is an excellent resource for listening skills as well as for musical instrument tutorials.
- **Musictheory.net** is great for extending your child's grasp of music theory and notation.

Encourage your child to sign up for instrumental/vocal lessons through the International Music Institute or Juli Music Institute. More details at <https://www.imig.ae/>. BIS Abu Dhabi student pricing for online classes available at <https://www.musicart.ae/>

What will students study in Term 1?

In Year 7, students will aim to study a range of topics across the key strands of Physical Education. Boys and Girls PE groups will be taught separately however may cover similar key concepts in term 1. An outline of these key concepts can be found below:

Yr7 Boys' PE:

- Fitness & the Body
- Net & Wall games
- Invasion games
- Athletics
- Swimming

Yr7 Girls' PE:

- Dance
- Invasion Games
- Fitness & the body
- Striking & Fielding
- Swimming

How can I extend my child?

To extend your child beyond the school curriculum, please encourage them to pursue further sporting opportunities within the area. There are several sports clubs that are offering sport-specific online training opportunities on their relevant social media with the aim of keeping students active and engaged in sport.

The relevant sports coaching providers within the area for your child include:

- PASS Abu Dhabi Football - <https://www.passabudhabi.com/>
- Emirates Karate - <http://emirateskarate.com/>
- Be Fit - <https://www.facebook.com/Befitsc/>
- Al Mahara Diving Center - <https://www.divemahara.com/>
- Amadeus Music Institute - <http://www.amadeusmusicinst.com/>
- Neptune Swim Academy - <https://www.facebook.com/NeptuneSwimming09/>
- Gulf Star - <https://gulfstarsports.com/>

56% of students achieved a grade 8 or higher in Aug 2021.



How can I support at home?

It will be advantageous if your child pursues sporting interests as well as other physical activity opportunities outside of school curriculum. Therefore, please encourage your child to participate in the CCA programme. Also, you can encourage your child to engage in the Year 7 PE Curriculum Teams forum online, contributing to the posts submitted by teachers.



THE BRITISH
INTERNATIONAL SCHOOL
ABU DHABI

A NORD ANGLIA EDUCATION SCHOOL