



Curriculum Synopses
Year 7 Term 2



THE BRITISH INTERNATIONAL SCHOOL
ABU DHABI
A NORD ANGLIA EDUCATION SCHOOL

Academic Team

The Academic Team lead a team of teachers in each of their curriculum areas focused on delivering the highest level of teaching and learning for students. We are always happy to hear from parents to help support students further in lessons and with home study.



Ms. Sara Brazier
Head of English
sara.brazier@bisad.ae



Mr. Stephen Starost
Head of Mathematics
stephen.starost@bisad.ae



Mr. Oliver Lewis
Head of Science
oliver.lewis@bisad.ae



Ms. Julie Cannon
Head of Year 7
julie.cannon@bisad.ae



Ms. Victoria Juett
Head of Humanities
victoria.juett@bisad.ae



Mr. Christopher Gildroy
Head of Computer Science
christopher.gildroy@bisad.ae



Mr. Eric Depose
Head of MFL
eric.depose@bisad.ae



Ms. Tehmina Qureshi
7A Form Tutor
tehmينا.queshi@bisad.ae



Ms. Carmen Gil
7B Form Tutor
carmen.gil@bisad.ae



Mr. James Morgan
7C Form Tutor
james.morgan@bisad.ae



Mr. Paul Cochlin
Head of PE
paul.cochlin@bisad.ae



Ms. Adriane O'Connor
Head of Creative Arts
adriane.oconnor@bisad.ae



Ms. Assile Al Amili
Head of Arabic & Islamic
assile.alamili@bisad.ae



Mr. Will McLoughlin
7D Form Tutor
will.mcloughlin@bisad.ae



Ms. Hannah Barnes
7E Form Tutor
hannah.barnes@bisad.ae



Ms. Diala Alset
7F Form Tutor
diala.aset@bisad.ae

Year 7 Team

The Year 7 Pastoral Team is led by Mrs. Julie Cannon, along with 6 form tutors and a wider extended team. Students attend form time registration each morning at 7:45am, when the National Anthem is played and a register is taken.

Various activities, assemblies and information giving takes place during the registration period and it is also an important time for students to update their BIS AD Diploma to reflect on their successes and progress. If you have any questions or concerns about your son / daughter, you should contact the form tutor in the first instance.

What will students study in Term 2?

During the second half of the term, students will begin a class novel. All students in Year 7 will read 'Wonder' by R.J. Palacio. This is a wonderful book which follows the first day of school for a boy named August. August was born with Treacher Collins Syndrome. The novel follows the Pullman family through both happy and difficult times. The best-selling novel was made into a film a few years ago but we would strongly encourage our students to read the book before watching the film adaptation! In this unit of work, our focus will firstly be writing, and then moving on to reading for the second half of the term.


Wonder

By R. J. Palacio

ISBN-10: 0141378247

ISBN-13: 978-0141378244

Available on paperback and kindle



40% of students achieved a grade 7 in IB English (highest grade)



28% of students achieved a grade 9 in Mathematics at GCSE.



What will students study in Term 2?

In Year 7, students will study a range of topics in all the key strands of Mathematics. Students in the top sets will also practise for the UKMT Junior Challenge and this will involve developing lots of techniques for problem solving. All students will be assessed on the same content, these topics in Term 2 will be:

1. Angles and Polygons:

- Distinguish between acute, obtuse, reflex and right angles
- Use angle properties of intersecting lines, parallel lines and angles on a straight line
- Recognise and give the names of polygons
- Understand and use the term 'quadrilateral' and the angle sum property of quadrilaterals
- Understand the exterior angle of a triangle property and the angle sum of a triangle property
- Understand the terms 'isosceles', 'equilateral' and 'right-angled triangles' and the angle properties of these triangles

2. Mensuration of 2D Shapes:

- Convert measurements within the metric system to include linear and area units
- Find the perimeter of shapes made from triangles and rectangles
- Find the area of simple shapes using the formulae for the areas of triangles and rectangles

3. Graphical Representation of Data:

- Use different methods of presenting data: Pictograms, Bar Charts and Line Graphs
- Use appropriate methods of tabulation to enable the construction of statistical diagrams
- Interpret statistical diagrams

4. Linear Equations:

- Solve linear equations of the form $3x + 4 = 12$. Include negative numbers

How can I extend my child?

To extend your child beyond the curriculum, please encourage your child to read at home. We strongly recommend that all students read for a minimum of thirty minutes every day. We will be launching a new program in January called 'The BISAD Reading Laureate' which your child can sign up to. If you would like to have a look, please visit this [link](#)

Your child should also practise writing for an extended period, this could be through writing short stories, creating a newspaper article about a key event that has taken place, writing poetry etc

How can I support at home?

- Go through your child's OneNote with them and discuss the targets set by their teacher to improve their work.
- Discuss the novel with your child - ask them about the characters and themes.
- See if they can talk about particular parts or quotes in the novel and what ideas these sections suggest to them.
- Encourage your child to continue reading their own reading book at home. Reading out loud to you and discussing content is a good way to improve analytical reading skills.

How can I support at home?

All students will be issued with a homework pack via Teams and email at the start of term 1. This pack will contain 2 sections, retention and extension. The retention section focuses on the main questions we want students to be able to answer by the end of Year 7. This pack will contain lots of repetitive work sheets designed to allow pupils to memorise key concepts and algorithms. The extension section will feature problem solving questions from the UKMT. These sheets should be used when students are scoring higher than 80% on tests and need more challenge than the retention sheets.

How can I extend my child?

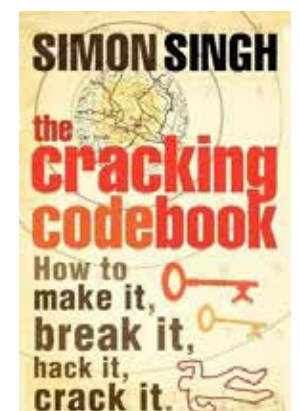
To extend your child beyond the school curriculum please encourage them to read and solve problems as much as possible. Some of our more able students also enjoy coding solutions on computers and this is an excellent way to develop lateral thinking skills. The following book will be of use:

The Cracking Code Book
By Simon Singh

ISBN-10: 000717604X

ISBN-13: 978-0007176045

Available on paperback and kindle.



What will students study in Term 2?

خلال الفصل الدراسي الثاني للصف السابع سنركز في التعليم على مهارات التحدث، الاستماع، القراءة والكتابة للطلاب بما يتوافق تمامًا مع منهج وزارة التربية والتعليم، و سيتم تشجيع الطلاب على المشاركة في مجموعات متنوعة أو بشكل فردي باتباع استراتيجيات مختلفة.

حيث سيقوم الطلاب بقراءة النصوص الأدبية وتحليلها، وتقييم مدى تحقيق الكاتب لغايته، وربط النص بسياقه التاريخي، والاجتماعي، والمعرفي، واستخلاص السمات الفنية. بالإضافة إلى الكتابة في أماط مختلفة ولجماهير مختلفة والمشاركة في المناقشات والعروض التقديمية. إلى جانب ذلك سيقوم الطالب بتحليل المادة المسموعة وتقييمها، وتقديم العروض باللغة العربية الفصيحة باستخدام الوسائط المتعددة مراعيًا آداب الاستماع والتحدث، وتوظيف المفاهيم النحوية، والصرفية، والإملائية، والبلاغية، المتصلة بالمرحلة توظيفًا سليمًا تحدثًا وكتابةً.

سيدرس الطلاب خلال الفصل الدراسي الثاني ما يلي:

- القراءة والنصوص: نص معلوماتي: صديقنا البحري / قراءة نصوص إثرائية و تحليلها .
- النحو: المفعول فيه -المفعول المطلق - تركيب العطف - الجملة وأغراضها
- البلاغة : التشبيه التام / الجناس .
- الاستماع: نحن شركاء في المسؤولية.
- الكتابة: كتابة نص تفسيري / كتابة رسالة شخصية.
- التحدث : تقديم عروض شفوية مرتبطة بما يدرسه الطلاب .

One third of students achieved at and above grade 8 at GCSE



How can I support at home?

على مدار الأسبوع ستكون هناك واجبات منزلية، التي يمكنكم من خلالها معرفة ما يدرسه الطالب في الصف ومساعدته إن واجه بعض الصعوبة في حلها كما يمكنكم تشجيع الطلاب على قراءة الكتب باللغة العربية والتي ستزيد من رصيدهم اللغوي.

- يمكنكم أيضًا أن تسألوا الطالب عن النصوص التي قام بدراستها ومدى فهمه لها.
- ألق نظرة على الأنشطة الموجودة في كتاب الطالب واسأله عما إذا كان يفهم الأهداف وكيف يمكنه تحقيقها.
- شجع الطالب على البحث عن نصوص ومواضيع مماثلة لما درسه في الصف ومواصلة القراءة على نطاق واسع .

67% of students achieved at and above grade 8 at GCSE (Aug 2021).



How can I support at home?

Ask students to share what they are learning in class and have them teach you about what they know. You can support your child's learning at home by encouraging them to use the below interactive tools:

- Languagenut <https://www.languagenut.com/global/> (username and login have already been sent out through school)
- Linguascope www.linguascope.com Password : bisad / username 20twenty
- <http://www.arabalicious.com/secondary-resources.html>
- interlingo <https://www.interlingo.co.uk>

What will students study in Term 2?

The aim of this course is to introduce students to the Arabic language and to immerse them with the cultural aspect that would help them build their language proficiency. Grammar will be one of the learning focuses as it builds the accuracy of the written and the spoken speech.

For this term, the students will Continue the theme "Identity and culture" and will be covering the themes "My Typical day, Daily chores & daily routine and My daily sustenance". By the end of the term your son /daughter will have the opportunity to build the language skills through a variety of learning outcomes.

Listening:

- Identify the overall message, key points, details, and opinions.
- Deduce meaning from a variety of spoken texts
- Be able to answer questions and extract information.
- Reading:
- Identify the overall message, key points, details, and opinions in texts.
- Develop the reading to simple text level by implementing reading techniques such as predicting meaning based on context, prior knowledge, and/or experience, recognize word family roots, prefixes and suffixes, and use context clues.

Writing:

- Communicates information relevant to the task with expansion of key points and ideas.
- Produces frequently extended sentences, well linked together.
- Generally accurate language and structures, including successful references to present and future events.
- Speaking:
- unambiguous; pronunciation supports clear communication.
- *Responds to the set questions with consistently fluent and developed responses.
- Consistently effective adaptation of language to describe, narrate and inform, in response to the set questions.
- Pronunciation and intonation are consistently accurate and intelligible.

How can I extend my child?

To extend your child beyond the curriculum please encourage your child to read at home. We strongly recommend that all students read for a minimum of twenty minutes every day. They should also practice writing for an extended period periodically, this could be through writing short stories, creating a newspaper article about a key event that has taken place or poetry etc.

The Arabic department in the secondary school will provide support to the extended writing. Therefore, your child may receive **writing tasks with instructions** that can help him produce good quality of writing. We recommend students get a **dictionary, the Arabic bank of vocabulary, grammar books for second language learners** like Arabic grammar in context.

How can I extend my child?

يرجى تشجيع الطالب على القراءة المستمرة في المنزل والتي ستزيد من مخزونه اللغوي، كما نوصي بشدة ضرورة ممارسة الكتابة بشكل مستمر، وقد يكون ذلك من خلال كتابة قصص قصيرة، أو شعر... إلخ. وليكن في علمكم أن المكتبة الخاصة بقسم اللغة العربية تزخر بمجموعة كتب قيمة ومتنوعة يمكن للطلاب أن يستعير منها ما يشاء. كما يمكن للطلاب تصفح المواقع التالية حيث توجد الكثير من الكتب والقصص والروايات التي يمكنه أن يستفيد منها.

- <http://www.syrianstory.com/amis.htm>
- <http://al-hakawati.net/stories>
- <https://read.kutubee.com>

What will students study in Term 2?

The curriculum of Islamic Studies for grade two aims to realize the attributes of Emirati students and to reinforce their national identity, strengthen their loyalty to their homeland, protect them from the ideas of extremism. The curriculum allows students to acquire religious knowledge and concepts and it links them to modern life in accordance with the teachings of Islam, which are based on the concepts of moderation, love, peace and tolerance. It strengthens Islamic values in students that help them build their personality that adhere to their religion. It also provides students with diverse learning activities which help to develop critical thinking in learners.

The standards of Islamic education focus on six areas of learning representing the components of the subject, namely: divine revelation (the Quran and the Hadith) and belief, the values and literature of Islam, the provisions and purposes of Islam, and biography and personalities, identity and issues of the period. These areas are working together to achieve the measurable learning outcomes.

For the first term the students will study the following topics:

- Surat Al Sajdah (13-22)
- Rules of Nun Sakinah (Al Iqlab)
- Battle of Badr
- Selecting friends
- Scientific thinking
- My environment my trust

42% of students who sat Islamic Studies attained a grade 8 or higher.



42% of students who sat Islamic Studies attained a grade 8 or higher.



How can I extend my child?

To promote and enrich the themes of Islamic education, you can benefit from the following links:

- https://www.researchgate.net/publication/319200889_Scientific_Thinking_In_Islamic_Thought_Concept_And_Its_Importance
- <https://mawdoo3.com>
- <https://www.youtube.com/watch?v=95ZjTiscPrU>
- https://www.youtube.com/watch?v=8DPK6_GmxtY

For memorization Qura'n and Tajweed you can use the following link:

- <http://www.memorize-quran-app.com/>

How can I support at home?

The supporting at home aims to document the student's relationship with the Holy Quran as the first source of knowledge, behavior, values, taste and beauty in order to build a Quranic mentality and psychology, by continuing to read the Qur'an and considering the provisions of intonation (Tajweed).

One of the pillars of this support is to implant the love of Prophet Muhammad "peace be upon him" in the heart of the student through the experience of the Prophet's biography, and provide the life of the Prophet (peace and blessings of Allah be upon him) as a good example and a role-model to follow.

How can I support at home?

يهدف الدعم المنزلي على تمكين صلة الطالب بالقرآن الكريم كونه المصدر الأول للمعرفة والسلوك والقيم. وذلك لبناء عقلية ونفسية قرآنية سليمة. وعليه فإن المداومة على قراءة القرآن الكريم مع مراعاة أحكام التجويد أمر لابد منه.

من أساسيات هذا الدعم تقوية علاقة الطالب بالبيئة المحيطة به، والحفاظ عليها وإدراك قيمتها للإنسانية وذلك عن طريق المناقشات والحوارات حول القضايا المعاصرة.

بالإضافة إلى غرس حب رسول الله سيدنا محمد "صلى الله عليه وسلم" في قلب الطالب من خلال معايشة السيرة النبوية، وتقديم حياة الرسول الكريم "صلى الله عليه وسلم" كأسوة حسنة ومثل أعلى يقتدى به.

What will students study in Term 2?

منهج التربية الإسلامية للصف السابع يهدف إلى تأكيد الهوية الوطنية للطلاب، تقوية أواصر المحبة والأخوة، والتعاون فيما بينهم. كما يهدف إلى إعداد الطالب للمشاركة الفعالة في بناء المجتمع، مواكبة التغيرات العالمية، والانفتاح بوعي على الثقافات الأخرى. أضف إلى اشتماله على كل ما يرتبط بحياة الطالب ووجوده وقيمه وتراثه الإسلامي العظيم.

تنقسم معايير التربية الإسلامية إلى ستة مجالات تعلم تمثل مكونات المادة، وهي: الوحي الإلهي (القرآن الكريم والحديث الشريف) والعقيدة، وقيم الإسلام وآدابه، وأحكام الإسلام ومقاصده، والسيرة والشخصيات، والهوية وقضايا العصر.

يتضمن منهج التربية الإسلامية للصف السابع من الفصل الدراسي الثاني على الدروس التالية:

١. سورة الملك ١-١٤
٢. الإقلاب
٣. غزوة بدر
٤. اختيار الجليس
٥. التفكير العلمي
٦. بيتي أمانه

How can I extend my child?

لتعزيز وإثراء محاور التربية الإسلامية يمكن استعارة المراجع والكتب المتوفرة في المكتبة. بالإضافة إلى الاستفادة من الروابط التالية :

- <https://www.youtube.com/watch?v=Kw8JQZnHDmc>
- <https://mawdoo3.com>

What will students study in Term 2?

تدرّس مادة الدراسات الاجتماعية والتربية الوطنية وفقاً لمنهاج وزارة التربية والتعليم وذلك من خلال كتاب الدراسات الاجتماعية وكتاب الإمارات تاريخنا.

منهج الدراسات الاجتماعية والتربية الوطنية للصف السابع يتّصف بأنه أكثر صلة بالواقع وأكثر شمولية كما يعمل على إتقان مهارة تحليل الخرائط والرسوم البيانية والتفكير النقدي في مختلف القضايا الهامة التي تخص جغرافيا شبه الجزيرة العربية، تنمية قدرات الطالب لحل المشكلات وإتخاذ القرارات. إضافة الى تعزيز ثقافة الحوار والإفتتاح وتحليل المعلومات الجغرافية، وكيفية الحفاظ على الهوية الوطنية وأهمية الخدمة الوطنية وتمييز أهم المناسبات الوطنية في دولة الإمارات العربية المتحدة. كما سيقوم الطالب بالتعرف على تاريخ حضارة دولة الإمارات العربية المتحدة عبر العصور.

عدد الحصص: ثلاث حصص.

الدروس الواردة في هذا الفصل

١- الوحدة الأولى مصادر المعلومات الجغرافية الحديثة (نظم المعلومات الجغرافي)

٢-الدرس الثاني (نظام تحديد المواقع العالمي)

٣- الوحدة الثانية إماراتي الحبيبة (الخصائص الطبيعية لدولة الإمارات العربية المتحدة)

٤-الدرس الثاني (الخصائص البشرية لدولة الإمارات العربية المتحدة)

٥-الدرس الثالث (التاريخ الحديث والمعاصر لدولة الإمارات العربية المتحدة)

٦-الدرس الرابع (زايد والتاريخ)



How can I support at home?

* البحث عن المعلومات التي تعلمها عن كل درس من الدروس السابق ذكرها واكتشاف دول شبه الجزيرة العربية.
*متابعة ملف الطالب والدفتّر الخاص بمادة الدراسات الاجتماعية

*حثّ الطلاب على عمل بحث من خلال المواقع المذكورة أدناه للوصول إلى اللّوحة العامة لتاريخ دولة الإمارات والاكتشافات الأثرية.

*تشجيع الطلاب على المشاركة في النشاطات والخدمات الوطنية ومعرفة معلومات أكثر عن الخدمات التي تقدّمها الهيئات المختلفة مثل الهلال الأحمر الإماراتي من خلال زيارة الموقع الإلكتروني : <https://www.rcuae.ae>
كما تتوفر العديد من المواقع التابعة لوزارة التربية والتعليم <https://www.government.ae/en/about-the-uae>.

<https://www.na.ae/en> / منها (التي تحتوي على معلومات قيمة كأداة للبحث

* مشروع الوحدة الأولى: من خلال دراستك لنظام الموقع العالمي وباستخدام برنامج GPS صمم خريطة ذكية للمدرستك أو أي مكان مألوف لديك كالحديقة أو البيت أو الحي

* مشروع الوحدة الثانية: الموضوع: أطلس جغرافية دولة الإمارات العربية المتحدة.

المطلوب: تصميم اطلس جغرافية الإمارات، بحيث يحتوي صوراً عن تضاريس الدولة كاملةً ومعلومات توضح هذه التضاريس وتشرحها.

How can I support at home?

There are excellent online resources developed by the government which can be used as a reference point (<https://www.government.ae/en/about-the-uae>). The UAE Annual Book is also a detailed source of information. Travelling around the Emirates and engaging in cultural experiences is strongly recommended. Students can also be working through their ADEK Social Studies workbooks.

What will students study in Term 2?

In Year 7, students will study a range of topics designed to meet the National Agenda of UAE. The new curriculum of Social Sciences provides a coordinated, systematic study of information, skills, and concepts in the disciplines of history, geography, political science, economics, anthropology, psychology, law, archaeology and sociology. Students are learning to make connections between peoples and nations of the world, between science, technology and society and learning to practice good citizenship. Students will be aided to develop informed and well-reasoned decision making as members of a cultured society in an interdependent world. Topics in Term 2 will be:

The History of the UAE

1. Taming the Desert
2. Jebel Faya – 200,000 – 10,000 years ago
3. Climate change between 10,000 – 3,200 BCE
4. Hunting and Domestication Society
5. Coastal Life
6. Maritime Trade
7. Bronze Age
8. Archaeology
9. Um Al Nar Archaeology
10. Who are the Arabs?

How can I extend my child?

To extend your child beyond the school curriculum please read and encourage discussion surrounding the articles produced by the International Association for the study of Arabia shared in the BFSa (<https://www.thebfsa.org/publications/bulletin/>).

How can I extend my child?

لمساعدة الطالب من خارج المنهج ، يرجى تشجيع الطلاب على القراءة في كتاب الإمارات تاريخنا ، زايد مائة عام من المجد ، وقصر الحصن وغيرها من الكتب. كما نوصي أن يقرأ جميع الطلاب لمدة لا تقل عن ثلاثون دقيقة يومياً. إذ من الضروري أيضاً ممارسة الكتابة والبحث بشكل دوري الأبحاث، وقد يكون ذلك من خلال مقال أو بحث حول حدث رئيسي أو مناسبة وطنية.

للتواصل:

يمكن التواصل مع معلمة اللغة الدراسات الاجتماعية عبر البريد الإلكتروني:

Rania.AlBataineh@bisad.ae / WalaaAhmed.Badr@bisad.ae

Mai.Alzubi@bisad.ae

و مع رئيسة قسم اللغة العربية عبر البريد الإلكتروني:

Assile.AIAmili@bisad.ae

What will students study in Term 2?

All students will continue to study the course content. The topics we will cover are:

All about me

- Introduction to cells
- Specialised Cells
- Microscope practical
- Fertilisation
- Puberty
- Menstrual Cycle
- Pregnancy

Forensics

- Solids liquids and gases
- Changes of state
- Periodic Table
- Atoms elements and compounds
- Separating mixtures
- Chromatography
- Acids and alkalis
- Making salts
- Crime scene skills

Assessments will include a mixture of multiple choice and long answer questions. These will include questions where they are expected to apply their knowledge to data and analyse it.

32% of students achieved a grade 9 in the Sciences. (August 2021)



30% of students achieved grade 9 at GCSE (Aug 2021).



How can I support at home?

Students will be given regular homework and revision tasks. For revision they can use Key stage 3 BBC bitesized (<https://www.bbc.co.uk/bitesize/topics/zs92tfr>). Key terms and subject language can be practiced using quizlet online (<https://quizlet.com/subject/geography-rivers/>). Students will also need support carrying out effective research for the Threats to Oceans display task.

How can I support at home?

Students should be encouraged to review their learning at home with the resources available on OneNote and Teams. They also have access to Seneca which will help to review their knowledge and understanding.

Encourage your child to talk to you about what they have learnt in class each week, ask them questions about their learning and ask them to give you explanations of the various content they've been studying.

How can I extend my child?

Students can extend their scientific knowledge by reading the daily read which is posted in the general channel of the Science Team each week, or find further scientific articles to read at either <https://www.sciencenewsforstudents.org/> or <https://ysjournal.com/>. There are also plenty of challenges on Global Campus and the MIT website which students can access to further extend their curiosity with the Sciences.

Why Can't Elephants Jump? And 113 Other Tantalising Science Questions

by New Scientist

ISBN-10: 978-1605982618
ISBN-13: 160598261



What will students study in Term 2?

In the second term of Year 7 Geography students will be studying Rivers. This unit begins with a focus on Physical Geography. Student will be learning about how the water cycle interacts within drainage basins and the processes involved in the formation of River landforms. Students will study how landforms change throughout the course of the River from source to mouth. The unit then continues with a more human focus on management of settlements and river resources in the context of different global locations. Finally, students will look at Flooding and Flood management. Key areas of study are as follows:

1. The Hydrological Cycle
2. Drainage Basins
3. River Processes
4. River Landforms in the Upper, Middle and Lower Course
5. Floods
6. Comparing the impacts of floods in more and less developed countries
7. Flood prevention strategies

Students will be assessed by test on their overall knowledge of the rivers section, they will complete a decision-making exercise and complete a project comparing the impacts of floods in more and less developed nations.

How can I extend my child?

To extend your child beyond the school curriculum please encourage them to read and watch National Geographic online and on TV (<https://www.nationalgeographic.org/encyclopedia/river/>).

The Horrible Geography Series also includes "Raging Rivers".

ISBN10: 140713518X
ISBN13: 9781407135182



What will students study in Term 2?

In Term 2, Year 7 students will begin to develop historical skills including research, interpretation, source analysis and debate through a number of enquiry led topics. These topics include:

- 1. How did England change under the Normans?** Beginning with a study of the Saxon period we look at how William of Normandy successfully invaded in 1066 and began to radically change the country with innovations in the military, government and tax collecting.
- 2. How terrible was the Black Death?** Students investigate the gruesome Black Death with particular focus on the causes and effects of the Black Death. One such effect, the peasants revolt, lead some historians to argue that the Black Death was not so terrible after all.
- 3. How important was the Peasants' Revolt?** One significant consequence of the Black Death was an event called the Peasants' Revolt. In this unit, students explore how the peasants' revolt began, the events of the revolt and the importance it has in History.
- 4. Why was the Renaissance such a big deal?** Students investigate Europe between the 14th and 17th Century and explore the different factors that led to discovery and progress in this period, debating which factors played a more significant role in change.

How can I extend my child?

To extend your child please encourage them to read as many books as possible. The selection below should get them started:




Stormin Normans
by Terry Deary

ISBN-10: 1407165682
ISBN-13: 978-1407165684



The Black Death
by Rob Lloyd Jones

ISBN-10: 1409581039
ISBN-13: 978-1409581031



Renaissance Sticker Book
by Ruth Brocklehurst

ISBN-10: 1409550230
ISBN-13: 978-1409550235

74% of students achieved a grade 7 or higher in Aug 2021.

How can I support at home?

Students can be encouraged to spend time at home reading to improve literacy which has a direct impact on learning in subjects such as History. Students should be encouraged to spend time researching topics, using books, the internet, visits to museums, podcasts and videos. In particular, BBC bitesize contains a huge range of resources that can be utilised to develop subject knowledge in History.

<https://www.bbc.co.uk/bitesize/subjects/zk26n39>

One third of students attained a grade 9 in computing (August 2021)



How can I support at home?

Encourage your child to produce 3D models at home. The package we use at school is the web based Sketchup (provided by Trimble). If you have a machine that is capable then your child will be able to develop 3D models at home.



<https://www.sketchup.com>

What will students study in Term 2?

During this term, students will be learning about the Abu Dhabi 2030 vision and will work through various types of computer modelling. They will discover how they can be used to support the city and emirate of Abu Dhabi grow and prosper.

This unit of work contains two core components.

1. Students will learn about financial modelling using Excel spreadsheets
2. Students will learn how to produce conceptual architectural 3D designs for buildings within Abu Dhabi that follow the Abu Dhabi 2030 vision

Before students will begin to learn about any computer modelling, they will first be introduced to the fundamentals of banking and how loans, mortgages and credit cards work. They will then develop computer models to predict cost over time and will calculate the true cost of borrowing money and how banks make money from these products.

Students will be using Virtual Reality to explore and find inspirational buildings across the world. Their findings will help them decide on what building they would like to develop for Abu Dhabi whilst at the same time meeting with the aims of the 2030 vision.

Finally, Students will build conceptual 3D models using MIT's Sketchup application. Once completed students will be able to print their models using one of our 3D printers.

(Note: Students 3D models will be on display in school and will only be available to collect at the end of the academic year).

How can I extend my child?

Visit Warehouse 421 in Abu Dhabi and view the exhibit "Transformations: The Emirati National House". Find out more about how Abu Dhabi began and the problems they had when starting to build housing. Find out what considerations were made to ensure buildings would meet the needs of the people of Abu Dhabi.

What will students study in Term 2?

A language enables students to develop an appreciation of other people's culture and linguistic systems. Learning a language towards communicative proficiency obviously develops cognitive abilities that can be applied to other subjects using different parts of the brain. Students are given opportunities to develop their awareness of the target language culture.

By offering languages at BIS Abu Dhabi, we aim to stimulate students' interest in and enjoyment of discovering a foreign language, to develop a critical understanding of the language (structure, grammar and culture) and to enable them to acquire a sound ability to understand oral and written text as well as participate in simple communicative situation in familiar topics.

Module 3: Hobbies and Freetime

- Say what you like and dislike: j'aime / je n'aime pas
- How do you use technology? PC and mobile phones,
- Sports and activities: je joue à / je fais de
- What I like doing: verbs if liking followed by infinitive: j'aime jouer...
- Talking about other people's hobbies: il/elle verb patterns

Module 4: Where I live

- Talk about where you live: location, preposition with countries
- Describing your home: rooms in the house, adjectives,
- Describe your bedroom: furniture (there is), compare (plus...que, moins...que)
- Say what you do in your bedroom and at home / what you like doing...
- Use the "nous" form of verbs.

Assessment on Modules 1 to 3

Assessment on Module 4 at the end of term

How can I extend my child?

YouTube is also a goldmine for French songs and videos that would help develop listening skills.

TV5 Monde is a free French speaking channel that can easily be accessed through your TV provider.

www.languagesonline.org.uk offers vocabulary and grammar activities following our curriculum.

www.linguascope.com (user: bisad; password: bisad2022) is great for basic vocabulary games.

The Francophone week will hopefully take place from 20th to 24th March.

The languages **library** has a few graded books that students can borrow to read for pleasure.

76% of students attained a 9 at GCSE in Aug 2021.



How can I support at home?

As a department, we use Microsoft Teams to set homework and communicate with our students. You can access your child's Teams with their school credentials.

To support your child, encourage the consistent learning and revision of vocabulary for each module from their knowledge organisers (vocabulary list and "I Can" sheet in their book and on Teams).

In Year 7, students will be set regular home learning tasks on **Education Perfect**, our language platform. These tasks are designed for the students to drill vocabulary of the unit/module.

Education Perfect also offers the opportunity to practise a specific grammar aspect.

71% of students attained a 9 at GCSE in Aug 2021.



How can I support at home?

As a department, we use Microsoft Teams to set homework and communicate with our students. You can access your child's Teams with their school credentials.

To support your child, encourage the consistent learning and revision of vocabulary for each module from their knowledge organisers (vocabulary list and "I Can" sheet in their book and on Teams).

In Year 7, students will be set regular home learning tasks on **Education Perfect**, our language platform. These tasks are designed for the students to drill vocabulary of the unit/module.

Education Perfect also offers the opportunity to practise a specific grammar aspect.

What will students study in Term 2?

A language enables students to develop an appreciation of other people's culture and linguistic systems. Learning a language towards communicative proficiency obviously develops cognitive abilities that can be applied to other subjects using different parts of the brain. Students are given opportunities to develop their awareness of the target language culture.

By offering languages at BIS Abu Dhabi, we aim to stimulate students' interest in and enjoyment of discovering a foreign language, to develop a critical understanding of the language (structure, grammar and culture) and to enable them to acquire a sound ability to understand oral and written text as well as participate in simple communicative situation in familiar topics.

Module 3: My family

- Talking about the family and pets; using tener y ser
- Describing your appearance and character; using adjectives after nouns
- Using text models for creative writing and speaking

Module 4: Where I live

- Describing where you live
- Talking about your home
- Countries and places
- Talking about activities you do in your house: understanding stem-changing verbs
- Describing your bedroom using prepositions

Assessment on Modules 1 to 3

Assessment on Module 4 at the end of term

How can I extend my child?

YouTube is also a goldmine for Spanish songs and videos that would help develop listening skills.

Spanish channels can easily be accessed through your TV provider (TVE on Elife).

Useful websites to go further:

www.languagesonline.org.uk offers vocabulary and grammar activities following our curriculum.

www.linguascope.com (user: bisad; password: bisad2022) is great for vocabulary games and GCSE content.

The languages **library** has a few graded books that students can borrow to read for pleasure.

What will students study in Term 2?

A language enables students to develop an appreciation of other people's culture and linguistic systems. Learning a language towards communicative proficiency obviously develops cognitive abilities that can be applied to other subjects using different parts of the brain. Students are given opportunities to develop their awareness of the target language culture.

By offering languages at BIS Abu Dhabi, we aim to stimulate students' interest in and enjoyment of discovering a foreign language, to develop a critical understanding of the language (structure, grammar and culture) and to enable them to acquire a sound ability to understand oral and written text as well as participate in simple communicative situation in familiar topics.'

Kapitel 3: Freetime

- Talking about which sports you play; using gern with the verb spielen
- Talking about leisure activities; giving your opinion, Irregular verbs fahren, lesen, sehen
- Talking about how often you do activities; using correct word order after time expressions
- Talking about mobiles and computers; talking about the future using the present tense
- Developing prediction strategies; understanding longer listening texts

Kapitel 4: School

- Talking about school subjects, using weil to give reasons and opinions
- Talking about days and times, more about word order
- Describing your teachers, using sein (his) and ihr (her)
- Talking about school facilities and rules; verb dürfen, using prepositions in, an, auf, neben
- Understanding longer reading texts; looking up words you don't know

Assessment on Modules 1 to 3

Assessment on Module 4 at the end of term

How can I extend my child?

YouTube is also a goldmine for German songs and videos that would help develop listening skills.

Useful websites:

www.languagesonline.org.uk offers vocabulary and grammar activities following our curriculum and beyond.

www.linguascope.com (user: bisad, password: bisad2022) is great for basic vocabulary games

The languages **library** has a few graded books that students can borrow to read for pleasure.

100% of students achieved a grade 6 and higher at GCSE in Aug 2021.



How can I support at home?

As a department, we use Microsoft Teams to set homework and communicate with our students. You can access your child's Teams with their school credentials.

To support your child, encourage the consistent learning and revision of vocabulary for each module from their knowledge organisers (vocabulary list and "I Can" sheet in their book and on Teams).

In Year 7, students will be set regular home learning tasks on **Education Perfect**, our language platform. These tasks are designed for the students to drill vocabulary of the unit/module.

Education Perfect also offers the opportunity to practise a specific grammar aspect.

28% of students gained a 9 at GCSE in August 2021



How can I support at home?

Taking an interest in your child's artwork to see what assignments they have been set and the progress they are making. Ensure they have access to all the practical art making equipment and paper they need to fulfill the assignments.

These include:

- A4 plain white paper
- Pencil, rubber, sharpener, ruler
- Colouring pencils
- Coloured felt tip pens
- Basic set of watercolour paints.

What will students study in Term 2?

In this unit, students will explore the historical context of Native American Indian Art, with a focus on tribal and animal masks. Students will learn about belief and its presence in Art, particularly the use of spirit animals and totem poles. As a part of their Mid-Year assessment, students will create a deconstruction sheet to convey their thoughts and opinions using the formal elements of art. This leads on to a sculptural piece of work where students create a section of a totem pole using modelling rock.



How can I extend my child?

To extend your child beyond the curriculum, arrange a family visit to the Louvre Abu Dhabi, Manarat Al Saadiyat or Warehouse 421 Art Galleries. We strongly recommend that all students virtually visit an art gallery through the Google Arts and Culture site. They could also practice using a specific art medium for an extended period, this could be using pencils in a colouring book, painting a scene from their window using watercolour paints or constructing and painting toy models from a pre-purchased pack (we like Virgin Megastore for these).

Google Art and Culture: <https://artsandculture.google.com/?hl=en>

Virgin Megastore: <https://www.virginmegastore.ae/Toys/LEGO-Bricks/Building-Sets-Models/c/n060803>

Art2Day: <https://www.art2day.co.uk/>

What will students study in Term 2?

In term two Year 7 students will be introduced to a range of skills that will be consistently developed over the course of KS3.

Unit 3

Students will engage in the process of page-to stage, leading up to their formal Year 7 Assessment.

Using a contemporary script from the Juilliard Creative Classroom; 'The Boy on the Edge of Everything' by Finnegan Kruckmeyer, is a play about a twelve-year-old boy with an over-scheduled life and his counterpart, The Boy, who lives at the farthest point of the universe. Through a series of unexpected and theatrical events, the two boys meet and quite literally gain a new perspective on their lives.

Throughout this unit students will explore language, character and performance skills to enhance their understanding of theatre and performance. Students will be introduced to alternative ways of approaching text and story through various practical exercises to broaden their knowledge of text, character and language.

Half the students taking Drama achieved a grade 7 or higher in Aug 2021.



How can I extend my child?

Getting to the theatre can be a costly exercise and not always as easy as we would like. There are however numerous websites where students can watch theatre online.

National Theatre at Home

The National Theatre (UK) have some wonderful online libraries of previous shows and interviews with leading industry professionals.

<https://www.ntathome.com>



The National Theatre of Great Britain

Take a tour backstage of one of the most influential theatre companies in the UK. Explore how they create theatre, the production roles (Set designer/Lighting Designer/Props Master etc.) and tasks involved in the production of a full scale show.

<https://www.nationaltheatre.org.uk/backstage>

How can I support at home?

Encourage your child to read as much as possible. Whether they are reading fiction, biographies, newspaper articles does not matter. The more they read the wider their knowledge of the world around them; aspects of which they can draw upon to create imaginative pieces of theatre and informed characters.

60% of students achieved an A in Music in Aug 2021.*



How can I support at home?

Encourage your child to read as much as possible. Whether they are reading fiction, biographies, newspaper articles does not matter. The more they read the wider their knowledge of the world around them; aspects of which they can draw upon to create imaginative pieces of theatre and informed characters.

What will students study in Term 2?

In Year 7 students will study a range of topics with the three musical strands/components of listening, performing and composing, with reference to core works and techniques from the Juilliard Creative Classroom.

Students will have the opportunity to expand their knowledge of describing and understanding music. This will include the analysis of music through with notation, key words, stylistic features and the elements of music.

Students will develop their ability to compose and improvise with awareness of rhythmic and melodic features, appraising a range of pieces, with a particular focus on music for media and film.

Students will be able to make connections between music they know from everyday life and music of which they may be less familiar. They will have opportunities to explore how music is created for different types of media, such as film and television, sharing their knowledge when listening and creating music.

How can I extend my child?

To extend your child beyond the school curriculum please encourage them to try to identify musical elements in a variety of pieces using the key words learned in class.

Listening that may be of interest - soundtracks by film composers such as:

John Williams
Hans Zimmer
Danny Elfman
James Horner
Philip Glass

What will students study in Term 2?

In Year 7, students will undertake a skills-based unit within the concept of Athletics events. Aiming to encourage students to not only maintain their physical activity levels through Athletics-related physical training sessions but also aim to develop technically across a range of events associate with the topic.

Each week there will be a unit specific focus on both the physical and skill-related fitness components related to events taught. Throughout the unit, tasks will be related to the below concepts:

- Running (sprint, middle and long distance)
- Throwing for distance
- Jumping for height and distance

56% of students achieved a grade 8 or higher in Aug 2021.



How can I extend my child?

To extend your child beyond the school curriculum, please encourage them to pursue further sporting opportunities within the area. There are several sports clubs that are offering sport-specific online training opportunities on their relevant social media with the aim of keeping students active and engaged in sport.

The relevant sports coaching providers within the area for your child include:

- PASS Abu Dhabi Football - <https://www.passabudhabi.com/>
- Emirates Karate - <http://emirateskarate.com/>
- Be Fit - <https://www.facebook.com/Befitsc/>
- Al Mahara Diving Center - <https://www.divemahara.com/>
- Amadeus Music Institute - <http://www.amadeusmusicinst.com/>
- Neptune Swim Academy - <https://www.facebook.com/NeptuneSwimming09/>
- Gulf Star - <https://gulfstarsports.com/>

How can I support at home?

Please encourage your child to partake in the online lesson during the relevant lesson times. Also can you encourage your child to engage in the 'Year 7 PE Curriculum Teams forum online, contributing to the posts submitted by the PE teachers. Please also encourage them to maintain their physical activities levels considering the current climate and restrictions.



THE BRITISH
INTERNATIONAL SCHOOL
ABU DHABI

A NORD ANGLIA EDUCATION SCHOOL