

# Tanzania Seaway Expedition

2019/20



## The Expedition

# Why come?

Expeditions and Experiential Education have many benefits that can support and enhance classroom learning as well as offering opportunities to exercise skills that cannot be delivered in the classroom environment.

- Confidence
- Flexible Thinking
- Concern for society
- Collaboration
- Resilience
- Team work
- International Networking
- Risk-taking
- Practical problem solving
- Organisation
- Communication
- Independence

Supporting in classroom subject such as:

- Biology
- Geography
- Theory of knowledge
- History
- CAS

Offering:

- Real world experience for University Applications
- Extended essay topics
- Inspiration
- Understanding of Sustainable Development
- Cultural awareness

# What are we going to be doing?

## Day 1

### Arrival Day

After arriving at Kilimanjaro airport, the group will travel about 40 minutes to Shamba Kipara Camp for an introduction talk and tour of their home for the next eight days. Depending on arrival times the rest of the day will be spent relaxing, giving the chance to settle into their new environment with free time to meet students from across the Nord Anglia family, prepare for their week ahead and rest after a long journey.

## Day 2

### Exploration of local village and community project

Your child will spend half a day exploring a local village, visiting project sites that past NAE groups have worked on and conducting a community study. They will use these findings to discuss potential sustainable development projects to support the local area.

After lunch, at the Seeway Children's Centre, the group will visit families and their homes in the local community where they will spend the rest of the day actively participating in community service work, which will include building goat sheds, smokeless stoves, and solar systems.

## Day 3

### Continuation of community project

Your child will continue and complete the projects from the previous day, before finishing by donating a goat to the family they have been working with.

They will then travel back to the Seeway Children's Centre where we will eat lunch and spend the afternoon constructing desks for local schools.

## Day 4

### The Seeway Project

Your child will contribute to the building of the new Seeway community nursery school and special educational needs facility in the village of Imbaseni. This may include digging foundations, laying floors, building brick walls and plastering, as well as learning the necessary skills to do this.

## Day 5

### The Seeway Project

Your child will continue working at the Seeway project site.

## Day 6

### Day one of safari in Tarangire National Park

The group will travel through the stunning scenery of northern Tanzania on specialist off-road trucks to the Tarangire National Park, home to one of the largest populations of elephants in the world. Here they will learn about the vast array of native flora and fauna while carrying out an animal survey, before spending a night camping in the park.

## Day 7

### Day two of safari in Tarangire National Park

An early start to catch the sunrise will see the group continuing on their journey through Tarangire before heading back to Shamba Kipara. On the way the group will have the opportunity to visit Shanga, a local organisation empowering disabled Tanzanians and providing them with a safe working environment.

The last night in Tanzania will bring the whole expedition together for a BBQ and to celebrate the achievements of everyone who participated.

## Day 8

### Departure Day

This will be similar to the arrival day, with varied activities depending on departure times. Each group will have a debrief and reflection session, followed by free time for students to say goodbye to their new friends, before they depart for their journey home.



# Our Projects

Each year we engage in a range of service projects local to Shamba Kipara Camp, the intention is that all students will engage in a short term or a medium term project which will contribute greatly to the local community.

We work closely with local people and NGO's to ensure that the work we are doing will have a long term benefit on the community and is consistent with our goal of providing 'Enabling Opportunities'.

Our relationships with local NGO's, community leaders and residents ensure that there is continued support for the projects we initiate once our students have left Tanzania.



# BSB personal contribution

## SMOKELESS STOVES

As part of our CAS programme, two students went above and beyond the basic trip to Tanzania and all its good work.

Two students decided they wanted to tackle the problem of respiratory diseases in the local area.

They researched, planned, trialed and eventually came up with a workable solution that was affordable, sustainable and easy.

That solution is now an integral part of the programme in Tanzania and has been completed by all our visiting schools.





# School Service

Students will be helping to build a secondary school in Kiwawa village

They will be involved in mixing cement, laying foundations and brickwork, under the guidance of professional builders and Nord Anglia Expedition staff.

This builds on previous work we have done in the region, building teacher accommodation, primary school classrooms and a special needs school

This is in partnership with Seeway, Tanzania

<https://www.facebook.com/SWTzkids/>



Seeway Tanzania

@SWTzkids

Home

About

Photos



Like

Following

Share

...

Contact Us

Send Message

# Community Service

We will continue our work in the communities of Kitefu, Nazareti and Imbaseni as well as supporting the community of Momella.

In conjunction with our partner NGO Seeway Tanzania we will work with local families who have been identified as in need, we will support them by offering them opportunities through resource that will reduce the cost of living, promote education and employment.

Each family identified will receive all or some of the following depending on their needs:

- Smokeless Stove
- Solar lighting system
- Goat shed with milking goat.

All built and installed by NAE Students





# Safari

We will take two days to go on safari in Tarangire National Park situated on the edge of the Serengeti.

When in the park students will take part in a survey of animals within the park. Over a six month period this will give us an insight into the presence and movement of animals within Tarangire and how this is linked into the great migration.

Whilst on Safari all students will spend a night in the national park with the opportunity to experience the wonderful night sky, well away from any light pollution.

Students will be supervised by qualified and competent staff at all times carry all necessary equipment to care the groups health and wellbeing.



# Where are we going to be doing it?



30 minutes from Kilimanjaro International Airport and 45 minutes from Arusha we are ideally situated for our expedition.

Shamba Kipara Private Camp,  
near Usa River

# Where will we be staying?


Students will stay at Shamba Kipara private camp based just outside Usa River in the shadow of Mount Meru.

The camp is well equipped with:

- Comfortable tents
- Western style toilets and showers
- WiFi
- Professional kitchens
- Landscaped grounds
- Recreational areas including swimming pool and football pitch.
- 24/7 Security







# What will they eat?

Shamba Kipara camp has professional kitchens with a dedicated team of experienced kitchen staff

- Bottled and filtered water available at all times
- Western/Tanzanian fusion food
- Breakfast, lunch, dinner and snacks every day!
- Plenty of fresh fruit and vegetables
- Catering for all dietary requirements providing we have plenty of notice.





# How does my child prepare for the expedition?

- Read the Pre Trip Information Booklet (available on the school website and Managebac)
- Make sure you have the correct equipment especially 'Hats, Footwear and Clothing' (packing list available on the school website)
- Complete all of the Global Campus Online activities, for Service work and Safari
- Take part in fundraising (pre and post trip)
- Submit paperwork as early as possible
- Find out how the expedition can support their school work, Theory of Knowledge, Geography, Biology, History or CAS are great ways to use your expedition experience in school.





# Will we need anything specific?

There are full details of what they will need in the Pre Trip Information booklet, but there are some really important items that will make the expedition safer and more comfortable.

In Tanzania you can expect all weathers from very wet to very hot.

- Wide brimmed hat
- Sturdy shoes or boots
- 2 x One litre water bottles
- Culturally sensitive clothing (No vest tops, short shorts or tights/ leggings)
- Work/gardening gloves
- Protective Glasses (Like the one you wear in Science)

For full details refer to the pre trip information booklet and shopping guide (this will be on our website)

**There is also a plastic bag ban in Tanzania- students cannot bring them**



# Is it going to be safe?

Tanzania is a safe and friendly country with hundreds of thousands of visitors travelling there every year hassle free. We take safety of all participants very seriously, implementing a range of steps to ensure the safety of students and staff whilst overseas.

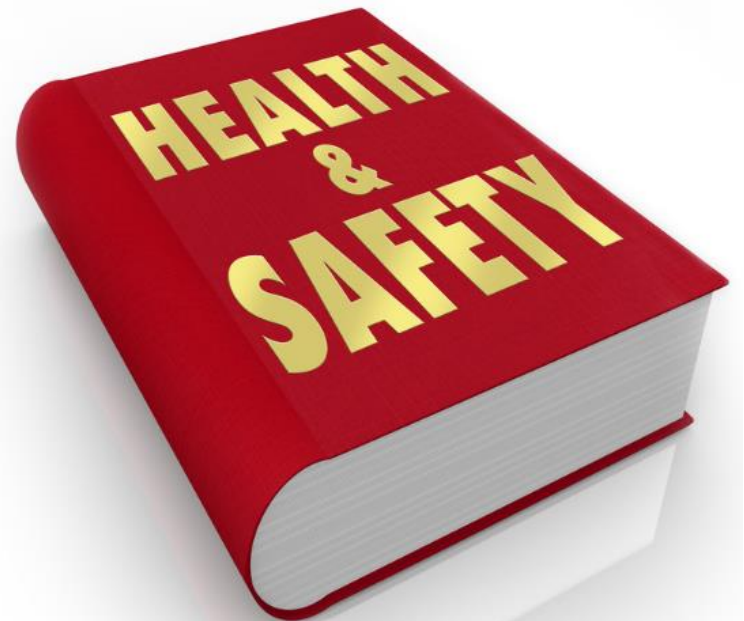
- Comprehensive planning and risk assessment of all expedition elements.
- Comprehensive risk management strategies in place to deal with all eventualities before, during and after and expedition.
- All expeditions accompanied by qualified and competent Outdoor Professionals who carry all necessary resources to care for groups in the field.
- We have partnerships with International SOS and Control Risks the worlds leading providers in Medical and Security support used by organisations such as BP, Shell and US Military.
- Bespoke high spec bespoke travel insurance policy designed to work with International SOS. Offering the highest level of protection and care to our students whilst overseas. USD 65



# Health and Safety

## Precautions

- Suncream and Wide Brimmed hat
- Malarial medication – our school recommendation is to seek your own medical advice – however we **do not**, as a school, recommend Larium/Mefloquine
- If your child has prescribed drugs please present in a bag marked clearly with your child's name and any instructions in English – no self medicating
- Bug spray
- Yellow Fever vaccination





# Yellow Fever

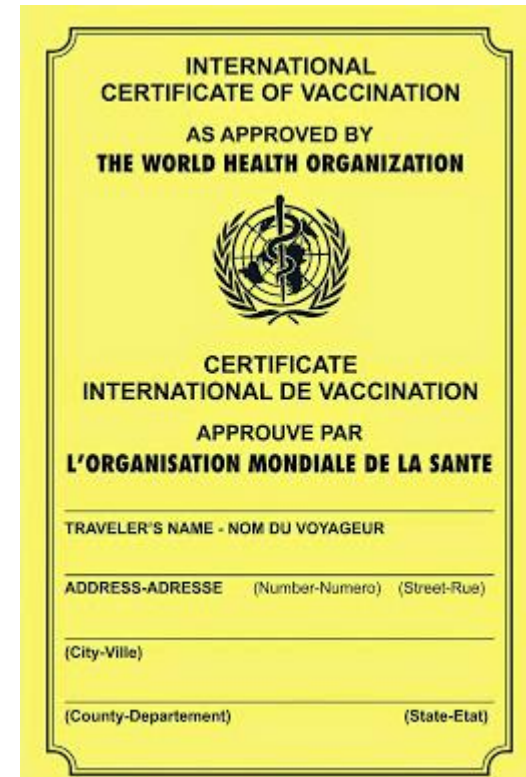
We can arrange – but you may wish to do this yourself

- Beijing International Travel Clinic
- 15<sup>th</sup>/16<sup>th</sup> October
- 281 RMB because a medical is involved and a 2 hour wait.

To complete with school you need:

- 2 inch size passport photo
- Passport
- No breakfast to be eaten


It is also available at the EU clinic in San Li Tun but you must hold an EU passport



# Visa for Tanzania

## Process during Residential Week

- We shall collect all passports in on Thursday 12<sup>th</sup> October.
- During the week of 16<sup>th</sup> – 20<sup>th</sup> October we will process all documentation with the Tanzanian Embassy.
- By the Thursday, students need to bring in
- 2 x 2 inch passport photo
- Passport
- 415 RMB
- A completed application form (please attach photos to this form)\*
- Signed agreement form from parent\*



# And finally .....

All our work is charitable, but we must raise funds for the materials, equipment etc.

- Students are required to fund raise for this event which also hits some of their CAS requirements
- They have until the 19<sup>th</sup> November to pay this money
- They can fund raise pre- or post- trip
- It must be paid by Event link as we are now running a cashless finance system at BSB
- This link will be on the School Website and I will also send it home in an email

Donation	USD 350	2966RMB (event link)
Insurance	USD 65	
Visa	415	696RMB (cash)
Yellow Fever Vacc.	281	
Total		3662RMB



<http://www.eventmaster.cn/ym/visitorh/login.aspx?v=9j8i6g0a1b0a2c9j0a6g>



A silhouette of an acacia tree stands against a vibrant sunset sky. The sun is low on the horizon, creating a warm orange glow that transitions into a clear blue sky. The tree's branches are spread out, and its trunk is straight. In the background, other smaller trees and bushes are visible as dark silhouettes.

**Thank you**

**Any questions?**