

SAFETY FIRST

Traffic safety is a very important part of school life. Our campus is situated in a no through road and therefore we have to carefully manage the flow of traffic to our site each morning and afternoon so that students and parents can safely enter and exit.

We need all of you to help to make this system work.

Only if we all work together and cooperate in using this system can we achieve the best and safest results. Each morning a large number of buses deliver students to school and therefore private vehicles must be parked in Jinguang Lu beyond the Baole Lu intersection during peak period (see below). This results in only a short walk for those in private cars. Alternatively your driver can drop you off in the drop off zone (see plan).




Your driver cannot, under any circumstances, park in this area because it would result in a grid lock of traffic. We have also introduced a one way traffic flow as indicated on the diagram. Again, this is designed to help the traffic to flow smoothly and keep all members of the community safe. Please support us and insist that your driver follows the instructions given by our team of security guards that direct operations in our traffic safety area.

PEAK PERIODS

8:10—8:50am

3:20—3:50pm

PRIVATE CARS PARKING AREAS

-  No parking area
-  Parking area and pick up / drop off times
-  Parking for private cars

