

DATE: 7th September, 2016

Fantastic Phonics



Welcome

Nicola Laidler
Head of EYFS

Katy Phillipson
Head of Year 1

Niki Wallis
Head of Year 2



Learning to Read and Write

Teaching Phonics at BSB

Letters and Sounds

Phase	Year group	Children learn to:
Phase 1	Teddies/Nursery	Play with sounds; use rhyming; distinguish sounds; experiment with sounds and words
Phase 2	Nursery/Reception	Use common consonants and vowels; be able to blend and segment to read/spell simple c-v-c words; begin to learn 'tricky words' that cannot be segmented; beginning to write
Phase 3	Reception/Year 1	Know at least one grapheme for each of the 44 phonemes (there are approximately 44 phonemes in the English language!); read and spell a wide range of c-v-c words;
Phase 4	Reception/Year 1	This is a consolidation unit. There are no new graphemes to learn. Instead, children learn to: read and spell more 'tricky words';
Phase 5	Year 1/Year 2	Read phonetically decodable two-syllable and three-syllable words; use alternative ways to pronounce and spell the graphemes corresponding to the long vowel phonemes; make phonetically plausible attempts to spell complex words.
Phase 6	Year 2/Year 3	Recognise phonic irregularities and become more secure with less common grapheme-phoneme correspondences; recognise and use the past tense; begin to investigate spelling patterns and learn how to add suffixes e.g. -ed to words

Individualised Programme

1. How do we meet the diverse needs of the children?



2. Assessment

3. Planning for phonics lessons



Phases One and Two




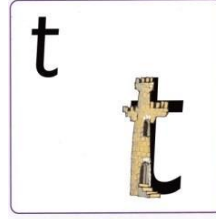


- Jolly Phonics

- Songs
- Actions



- Teaching sets of letters

<http://www.letters-and-sounds.com/>



Phases Three and Four

■ Phase Three

- ❖ know all the 44 phonemes of English
- ❖ Read and spell a range of c-v-c words
- ❖ **Segmenter**

■ Phase Four

- ❖ No new graphemes - consolidation
- ❖ Tricky words
- ❖ **Phoneme cards**




Phases Five and Six

- Phase Five

- ❖ Same sound – different spelling
- ❖ Same spelling – different sounds
- ❖ **Phonic Picker**

- Phase Six

- ❖ Adding endings to words
- ❖ **Daily Sentences**



Phases Five and Six

❖ Same sound – different spelling

Phonic Picker
Module 9: Week 3 Day 5

correct words

- weigh
- spray
- prey
- ...
- ...
- ...

ey eigh ay ai

Illustration of a firefighter character.

Phases Five and Six

❖ Same sound – different spelling

Spelling Sentences
Module 16: Week 2 Day 4

Choose the correct word. The sky
is very _____ today.

blue blew

correct words

...


...

...

...

...

...




Phases Five and Six

- Phase Five

- ❖ Same sound – different spelling
- ❖ Same spelling – different sounds
- ❖ **Phonic Picker**

- Phase Six

- ❖ Adding endings to words
- ❖ **Daily Sentences**




Phases Five and Six

❖ Adding endings to words

Week 3 Day 3
Adding suffix -less
Read this caption and speech bubble.

On the other side of the yellow building, the strange animal dived down a hole and called for the girls to follow.
"You can put me down now," squealed Leela. "I am not useless."



Can you work out what this jumbled sentence says?

was fearless. The superhero

Use some of this week's words to make your own:
harmless careless fearless
endless useless restless
sleepless homeless hopeless

You might find these useful:
they she were was is are
when her me but if to called
next little there your from could
and here

Module 16:
Suffixes

1 2 3 4

Useful Websites

1. Website with information about the phases in Letters and Sounds
<http://www.letters-and-sounds.com/>
2. Pronouncing sounds <https://www.youtube.com/watch?v=-ksblMiliA8>
3. Jolly Phonics Songs <https://www.youtube.com/watch?v=eCjJYB07aSU>
4. Fun games <http://www.topmarks.co.uk/english-games/3-5-years/letters-and-sounds>

There will now be an opportunity to try out some of the activities teachers are using with their classes.

Please take a handout which gives useful information about the Letters and Sounds programme.

Thank you.