

**BRITISH  
INTERNATIONAL  
SCHOOL**

HANOI

A NORD ANGLIA EDUCATION SCHOOL

# Curriculum Statement

## FI/2



Term Three  
May 2018



This term our main topics are titled:

# Treasure

For the first half of Term 3, we will be focusing on the topic 'Treasure'. The children will be exposed to a variety of stories and activities around the theme treasure and pirates. By learning about maps, the children will be exploring the features of different places around the world and learning about directions. We will be making pirate costumes and props such as ships, treasure chests, compasses and a lot more to use during creative role play and story telling. We will then be creating our own treasure expeditions by burying the treasure, creating treasure maps and going on a treasure hunt!

**Key vocabulary:** Treasure, pirates, Ahoy!, ship, treasure chest, gold coins, compass, treasure map, sea, island, bandana, island, Jolly Roger, eye patch, hook, captain, treasure hunt, pirate hat, binoculars, and anchor

**Relevant books/authors:** 'Jolly Roger and the Treasure' by Beverley Randell, 'Portside Pirates' by Oscar Seaworthy, 'The Treasure' by Uri Shulevitz, 'Pirates Love Underpants' by Claire Freedman and Ben Cort, 'Pirates Go to School' by Corinne Demas

**Related Websites/resources:** <https://www.eslgamesplus.com/pirate-games/>

<http://learnenglishkids.britishcouncil.org/en/short-stories/the-treasure-map>,

[http://www.hbschool.com/activity/dive\\_treasure/](http://www.hbschool.com/activity/dive_treasure/)



# Change

For the second half of the term, our focus will be on the topic 'Change'. We will begin our lesson by having a 'Changing Room' in our Role Play Area. The children will be provided with a selection of clothes including hats, wigs, dresses, trousers, t-shirts and costumes for them to try taking various roles and portray different characters. We will extend children's understanding about change by exploring the changes in their appearance by looking at baby photos and comparing how they have developed throughout the years. Then, we will look at changes in animals and plants. As the weeks go, we will also observe changes in time, weather, season, texture and colours.

**Key vocabulary:** changes, costume, grow, more, fewer, less, longer, bigger, smaller, shorter, cold, hot, melt, freeze, rainy, sunny, cloudy, windy, stormy, snowy, seed, plant, flower, tree, baby, adult

**Relevant books/authors:** 'The Three Little Wolves and the Big Bad Pig' by Eugene Trivizas, 'Cinderella' by Walt Disney, 'Jack and the Beanstalk', 'Titch' by Patch Hutchkins, 'The Smartest Giant in Town' by Julia Donaldson, The Emperor's New Clothes



**Related Websites/resources:**

<http://www.pbs.org/parents/education/science/tips/weather-science-lessons/>

<https://jr.brainpop.com/science/animals/butterflies/>

## PERSONAL, SOCIAL AND EMOTIONAL DEVELOPMENT

This term, we will continue to learn around the theme of Global Citizenship with a focus on Taking Action. As we explore the importance of people in our community and plants in our environment we will make connections to how they are relevant in our own lives and how we can make a positive impact.

Through our Aide Memoir superheroes Indiana Integrity and Reflection Rebecca, we will talk about the value of choosing to do the right thing and reflecting on our own actions to improve ourselves.

As we are about to have swimming sessions again, we will continue to practise being independent by changing in and out of our swimming costumes. We will also be in charge of packing our own belongings afterwards. This will be a good way to prepare the F2 students for more focused tasks as they move up to F3.

**How you can support at home:** Encourage your child to do manageable tasks on their own. These can be as simple as feeding themselves, tidying up after playing or putting on their own shoes and clothes. They can also be in charge of packing their own swimming costumes, water bottles and library books. Talk about the people around the community, talk about how these people help them.

### Related websites/resources:

<https://www3.epa.gov/recyclecity/index.htm>

[http://pbskids.org/cgi-registry/curiousgeorge/on\\_the\\_job.pl](http://pbskids.org/cgi-registry/curiousgeorge/on_the_job.pl)

## COMMUNICATION and LANGUAGE - English

For this term we will focus on helping children extend their sentences into long ones by helping them use suitable speech connectors such as 'because', 'and', 'but', and 'then'. We will also continue learning about prepositions which we introduced in the previous term and encourage children to use them in their own sentences. We will also expose children to lots of 'how' and 'why' questions to help them understand and learn how to respond to these kinds of questions.

Using the stories we are learning, the children will be introduced to new vocabulary. Regular "Words of the Week" will be chosen and this will encourage the children to use these words when they communicate.

### How you can support at home:

Ask your child lots of 'how' and 'why' questions such as 'How do trees grow?' and 'Why do we need to eat?' Help your child extend his or her sentence by adding 'because', 'but' or 'and' at the end of his or her sentence and by letting them complete the rest for example 'I'm feeling hot *because* I ran fast outside'.

### Related websites/resources:

<http://www.talkingpoint.org.uk/ages-and-stages/3-4-years>

[http://raisingchildren.net.au/articles/child\\_development\\_four\\_to\\_five\\_years.html](http://raisingchildren.net.au/articles/child_development_four_to_five_years.html)

## PHYSICAL DEVELOPMENT

This term we will resume our swimming sessions and will be doing a combined PE lesson with F1/2 class to help the children develop their social and sportsmanship skills. During our PE lessons, we will be focusing on strengthening children's ability to control objects by throwing, catching, bouncing and kicking through a range of sports, such as badminton and dodge ball. We will also be focusing on developing skills such as running skillfully, adjusting speed and direction, climbing and jumping over high hurdles and distances; while in our classrooms, we will be working on developing our fine motor skills through cutting, folding, drawing and especially writing.

### How you can support at home:





You can help your child at home develop his or her gross motor skills by taking him or her to swim and play in a playground or play centres for children such as the TiniWorld, Kidzooona, Dinosaur Park and Trampoline Park. To support your child's writing skills, you can provide your child with tracing and drawing books and assist his or her pencil grip when forming letters, words and their name. Lastly, continue practising independence by letting your child dress and undress on their own, tidy their toys and feed themselves.

### Related websites/resources:

<http://www.swimming-techniques-learn.com/toddlers-swimming.html>

<http://www.5aroundtheworld.com/2013/05/top-things-to-do-in-hanoi-vietnam-with.html>





## LITERACY

We will continue to reinforce the importance of books as we choose stories in connection to our topics. Some of the stories we will discuss are “Pirates Love Underpants”, “The Smartest Giant in Town” and “Jack and the Beanstalk”. We will continue to talk about the different parts of books like characters, main setting, etc. We will also explore non-fiction books when investigating about changes in plants and animals.

As we have started listening to sounds and learning to identify letters in Term 2, we will continue to reinforce blending and segmenting these sounds to read and spell words. We will also extend our listening skills by exploring rhythm and rhyme, alliteration, environmental sounds, body percussion. There will also be a big push on practising pencil control this term, the children will identify and write their own names independently. As they become more confident writers, they will extend this by writing words using letters they have been learning.


### How you can support at home:

Create opportunities for them to read and write their own names. Pronounce the initial sound of words when communicating with your child. E.g. ‘This is a **b-b-ball**’, ‘The dog’s name is **P-P-Peter**’, and ‘Put on your **sh-sh-shoe**’. Help your child sound out words by segmenting the sounds e.g. c-o-a-t, or h-a-t. Give your child a writing pad to write down the sounds or words they learned in Phonics.

This term, all of F2 will begin bringing home English Book Bands in addition to their regular Library Books. These books will support their development in Literacy especially if they read it regularly both at home and at school. Please encourage your child to describe and tell the story using their own words. It would be helpful if you communicate any comments or observations with your child’s teacher through the school diary.

### Related websites/resources:

<http://www.themeasuredmom.com/teach-your-child-to-rhyme/>  
<http://www.letters-and-sounds.com/phase-1-games.html>  
<http://www.topmarks.co.uk/english-games/3-5-years/letters-and-sounds>  
<http://www.letters-and-sounds.com/phase-1.html>



## Mathematics

For Maths, this term we will be working on number problems and measurements. We will be counting objects beyond 10, counting backwards and comparing quantity of sets of objects. We will also be completing number problems that involve ‘adding’ and ‘taking away’ and learn to use a number line to solve these problems. We will also be doing some measuring using standard and nonstandard units of measurement, such as rulers, unifix cubes and sand timer.

### How you can support at home:

Always incorporate numbers in your child’s everyday activities such as letting him or her count his or her pairs of shoes, asking him or her to set-up the dinner table by saying how many numbers of plates, spoons and forks he or she should put, and challenging him or her to count his or her steps to the park or to the school. Encourage also your child to spot the numbers he or she sees at home, on the way to school, in supermarkets, malls and playground.

### Related websites/resources:

<http://www.prekinders.com/teach-counting/>  
<http://www.topmarks.co.uk/learning-to-count/underwater-counting>

## UNDERSTANDING THE WORLD

For this term, we will be learning about our natural world as we talk about our topics 'Treasure' and 'Change'. We will have activities such as a treasure hunt, seed planting, colour experiments and making paper boats. Through these activities we will observe and talk about the natural treasures we find, how seeds grow, how colours can be changed and if paper boats sink or float in water. Furthermore, this term we will also be educating the children with basic computer and iPad skills such as moving the mouse cursor and completing a simple game on the computer or iPad.

**How you can support at home:** Taking your children on trips to a park, zoo, and museums will be best to help your child understand better the world around them. Enrolling your child to join in pottery, cooking or planting sessions are also great ways to educate him or her as children learn best through experience. You may also ask for your child to help you in preparing simple meals for your family or in planting seeds in your garden.

### Related websites/resources:

<http://www.keeperofthehome.org/2014/02/25-chores-your-2-4-year-old-should-be-doing-and-how-to-get-himher-to-work.html>

<http://creativewithkids.com/cant-miss-fun-for-your-4-6-year-old/>



## EXPRESSIVE ARTS AND DESIGN

For this term, we will focus on dressing up, dancing and creating music. We will provide children with different props for role playing and dancing such as costumes, hats, ribbons, scarves, fans and pompoms. We will be using these props as we learn new dance movements and songs, and perform short skits. We will be introducing different musical instruments to the class such as djembe, ukulele, egg shakers, maracas, tambourine, triangles and claves. We will explore the sounds they make and experiments different ways to create music.

**How you can support at home:** Use resources at home to create simple musical instruments with your child like using chopsticks and bowls as drums or putting rocks or pebbles inside a plastic bottle to make a shaker. Spending some time for dancing and singing with your family will also increase your child's interest and love for music. Games such as 'Statue Dance' or 'Musical Chair' will be fun for your child and your whole family.

### Related websites/resources:

<http://www.howweelearn.com/spectacular-homemade-musical-instruments/>

<http://www.nhs.uk/change4life/Pages/dance-steps-games.aspx>

We hope that you will find the information above useful. If you have any question/s, feel free to talk to your class teacher at any time. We are looking forward to another exciting term with you and your child.

