



DOVER COURT  
INTERNATIONAL SCHOOL  
SINGAPORE  
A NORD ANGLIA EDUCATION SCHOOL

23rd August 2018

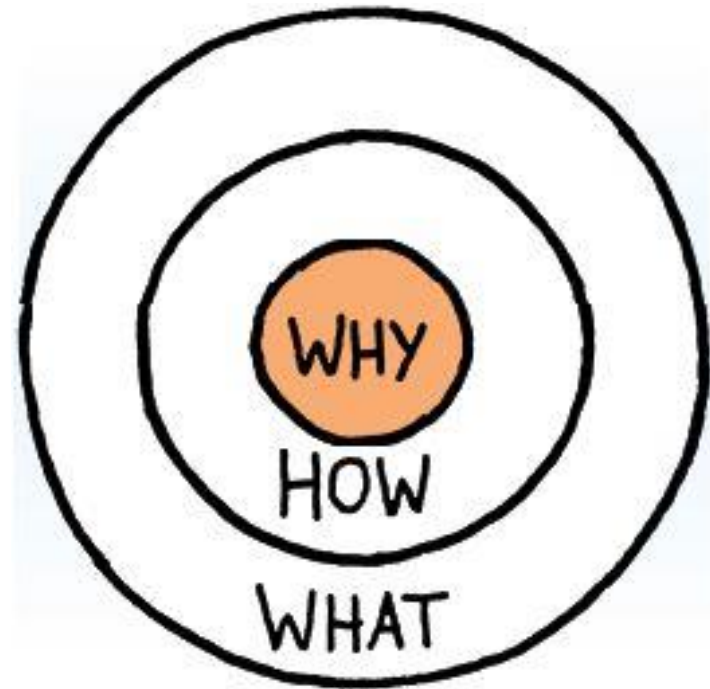
# Approaches to homework in the Secondary School (Year 6 Transition)



# Why Tic Tac Toe in Year 6?

Tic Tac Toe supports students to:

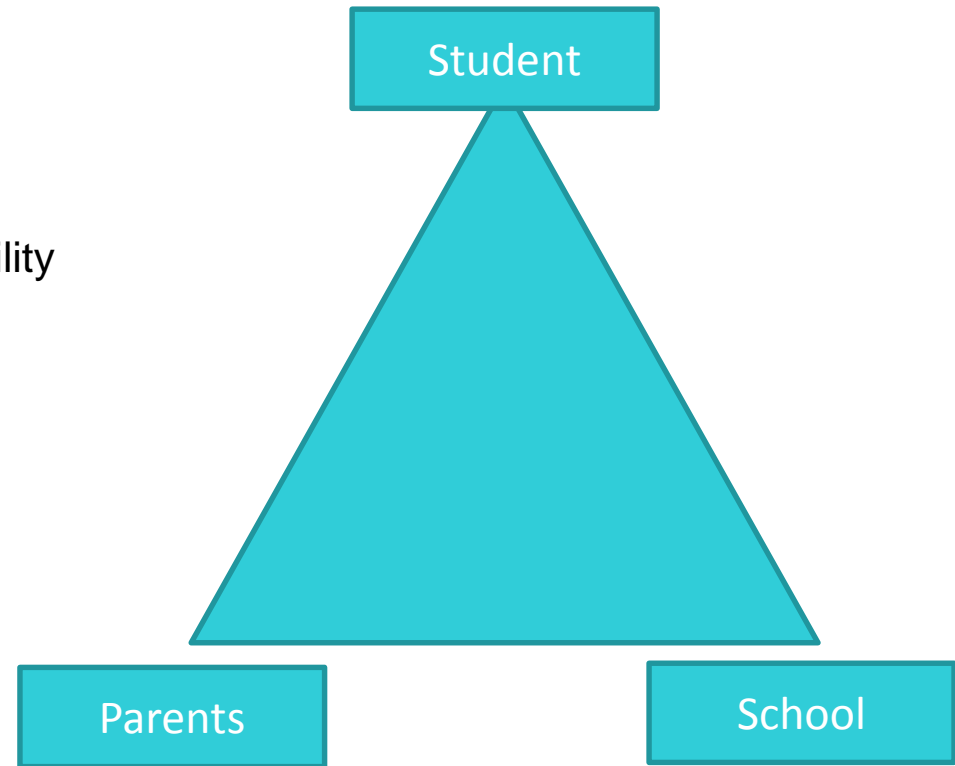
- Take ownership of their learning outside of the classroom
- Provides opportunities to complete work in areas of their interest
- Develops time management skills
- Allows them to take ownership over work and time
- Prepares for the transition into Secondary school



*Start with why,*  
Simon Sinek

# Supporting students

- Guidance Booklet
- In-lesson support
- Staged approach before Year 7
- Ultimately, student begin to take responsibility for own learning
- Preparing students for Secondary School



# Year 7 deadlines

	Task 1	Task 2	Task 3
Art	w/c 19/09/16	w/c 31/10/16	w/c 28/11/16
Computing	w/c 26/09/16	w/c 07/11/16	w/c 05/12/16
D.T	w/c 12/09/16	w/c 10/10/16	w/c 21/11/16
French	w/c 19/09/16	w/c 31/10/16	w/c 28/11/16
Geography	w/c 26/09/16	w/c 07/11/16	w/c 05/12/16
History	w/c 03/10/16	w/c 14/11/16	w/c 12/12/16
Mandarin	w/c 03/10/16	w/c 14/11/16	w/c 12/12/16
Music	w/c 19/09/16	w/c 31/10/16	w/c 28/11/16
Science	w/c 12/09/16	w/c 10/10/16	w/c 21/11/16



# Year 8 deadlines

	Task 1	Task 2	Task 3
Art	w/c 26/09/16	w/c 07/11/16	w/c 05/12/16
Computing	w/c 03/10/16	w/c 14/11/16	w/c 12/12/16
D.T	w/c 19/09/16	w/c 31/10/16	w/c 28/11/16
French	w/c 26/09/16	w/c 07/11/16	w/c 05/12/16
Geography	w/c 03/10/16	w/c 14/11/16	w/c 12/12/16
History	w/c 12/09/16	w/c 10/10/16	w/c 21/11/16
Mandarin	w/c 12/09/16	w/c 10/10/16	w/c 21/11/16
Music	w/c 26/09/16	w/c 07/11/16	w/c 05/12/16
Science	w/c 19/09/16	w/c 31/10/16	w/c 28/11/16

# Year 9 deadlines

	Task 1	Task 2	Task 3
Art	w/c 03/10/16	w/c 14/11/16	w/c 12/12/16
Computing	w/c 12/09/16	w/c 10/10/16	w/c 21/11/16
D.T	w/c 26/09/16	w/c 07/11/16	w/c 05/12/16
French	w/c 03/10/16	w/c 14/11/16	w/c 12/12/16
Geography	w/c 12/09/16	w/c 10/10/16	w/c 21/11/16
History	w/c 19/09/16	w/c 31/10/16	w/c 28/11/16
Mandarin	w/c 19/09/16	w/c 31/10/16	w/c 28/11/16
Music	w/c 03/10/16	w/c 14/11/16	w/c 12/12/16
Science	w/c 26/09/16	w/c 07/11/16	w/c 05/12/16

# Tic-Tac-Toe

- 3 homework tasks by students in each IPC topic (each half term).
- Students can choose 3 tasks across, down or diagonally, but must complete central task.
- Deadlines to be organised across the Term, so that students have manageable deadlines

TERM TWO	Roots, Shoots and Fruits	Year 6
<p>L. L.O: To know about factors that affect the growth of plants.</p> <p>Task: Planting tiny seeds can be a problem and we don't want 100 plants trying to grow on top of each other so what can we do about it? Invent and make a planting device / seed dispenser to solve the problem. Research how this happens in nature, e.g. the poppy seed head works like a pepper pot to shake out the seeds.</p> <p>Due date: 22/3/17</p> <p>Top tip: These materials and tools would be useful: Empty yoghurt pots, tubes, card to make lids, drawing pins or nails for making holes. youtube.com/watch?v=jH3VuaqBNIM- YouTube has this video showing how to use the 'Magic Seeder'.</p>	<p>L. L.O: To know the range of uses of different plants.</p> <p>Task: Research the different ways in which we use plants. Would it help the world if we all ate less meat and more plants? How? Why? Find out why a meat-free day might be a good idea and how the whole world could benefit if more schools and families had meat-free days. Find a vegetarian recipe and make it with your family for dinner one evening. Record the recipe and take a photo of your meal.</p> <p>Due date: 22/3/17</p> <p>Top tip: <a href="http://www.meatfree Mondays.com">www.meatfree Mondays.com</a> – explains how eating no meat for one day in the week could make a difference to the world.</p>	<p>2. L.O: To know about the main physical and human features and environmental issues in rainforests.</p> <p>Task: Find out about deforestation in the rainforest: Why are some people cutting down the rainforest? Why does this have an impact on everyone else in the world? Why is the rainforest so important? How can we protect the rainforest? Write a speech to argue against deforestation.</p> <p>Due date: 29/3/17</p> <p>Top tip: Use persuasive language techniques – remember the Magic 8 we learnt about when did our animal cruelty speeches.</p>
<p>L. L.O: To investigate how flowers attract insects.</p> <p>Task: How do flowers attract insects? Research this question then carry out an investigation to see how flowers attract insects.</p> <p>Watch what flower attracts the insects first or most?</p> <p>Due date: 22/3/17</p> <p>Top tip: You could use different colour card to make your own flowers and sugar water to make your own nectar.</p>	<p>2. L.O: To record and communicate findings accurately using appropriate scientific vocabulary. To be able to gather evidence from a variety of sources.</p> <p>Task: Create an information booklet about parts of the plant, living processes, grouping and classification. What plants are used for and any other interesting facts you can find.</p> <p>Due date: 6/4/17</p> <p>Top tip: Add illustrations to your booklet: pictures, sketches and photos.</p>	<p>2. L.O: To know about the main physical and human features and environmental issues in rainforests.</p> <p>Task: Find out about deforestation in the rainforest: Why are some people cutting down the rainforest? Why does this have an impact on everyone else in the world? Why is the rainforest so important? How can we protect the rainforest? Design a poster to make people aware of the consequences of deforestation.</p> <p>Due date: 29/3/17</p> <p>Top tip: Make your poster eye catching. Use the Magic 8.</p>
<p>L. L.O: To be able to record, observations, experiences and ideas.</p> <p>Task: Research the artist Andy Goldsworthy. Look at how he uses nature create interesting pieces of artwork. Can you follow in his footsteps to create your own original piece of art using natural resources?</p> <p>Due date: 22/3/17</p> <p>Top tip: Think about the different colours, textures and materials that you can use.</p>	<p>2. L.O: To know about the main physical and human features and environmental issues in rainforests.</p> <p>Task: Find out about the rainforest: Why is it so important? How have some plants adapted to living in rainforest conditions. Make a PowerPoint presentation about some of the amazing plants found in the rainforest and how they have adapted to the conditions.</p> <p>Due date: 29/3/17</p> <p>Top tip: Remember to include interesting and unusual facts and pictures.</p>	<p>2. L.O: To know about the main physical and human features and environmental issues in rainforests.</p> <p>Task: Find out about deforestation in the rainforest: Why are some people cutting down the rainforest? Why does this have an impact on everyone else in the world? Why is the rainforest so important? How can we protect the rainforest? Make a radio or TV advert about stopping deforestation.</p> <p>Due date: 29/3/17</p> <p>Top tip: Use persuasive language techniques – remember the Magic 8 we learnt about when did our animal cruelty speeches. Keep it short and to the point.</p>

# Task Design

Learning  
outcome

**L.O: To be able to identify ways in which people work together for mutual benefit**

Task

***Task: Research and present information on the International Space Station. Who lives there and where do they come from? What experiments are the astronauts/scientists conducting on the ISS? How are they helping the whole of mankind and the future of our world?***

Due  
Date

***What is it like for an astronaut on board the ISS? What do they do for recreation? How do they eat and sleep in zero gravity?***

**Due date:** \_\_\_\_\_

**Top Tip:**

***[nasa.gov/mission\\_pages/station/main/index.html](https://www.nasa.gov/mission_pages/station/main/index.html) – the NASA website features video footage, images and interactive tours of the station.***

Top Tips



O – Outstanding  
E – Excellent  
G- Good  
S- Satisfactory  
R.I- Requires improvement

LO from task

Homework Feedback- Tic Tac Toe *Child's name*

Subject: IPC (topic name) – (Task number)

Whether LO has been achieved

Learning outcome:	Achieved (✓) Partially achieved (-) Not achieved (✗)	Effort
+ + -		

Two strengths

One improvement



DOVER COURT  
INTERNATIONAL  
SCHOOL  
Singapore

Homework Feedback- Tic Tac Toe

Subject: IPC Going Global – Task 2

+

<b>Learning outcome:</b> To understand the importance of being a Global Citizen.	Achieved (✓) Partially achieved (-) Not achieved (✗)	Effort
	✓	E
<ul style="list-style-type: none"> <li>+ Great intonation and techniques used to engage the audience when presenting</li> <li>+ Clear structure that reflected the Thailand trip experiences including information on culture and language differences</li> <li>- Develop your personal reflections</li> </ul>		



DOVER COURT  
INTERNATIONAL  
SCHOOL  
Singapore

Homework Feedback- Tic Tac Toe

Subject: IPC Going Global – Task 2

<b>Learning outcome:</b> To understand the importance of being a Global Citizen.	Achieved (✓) Partially achieved (-) Not achieved (✗)	Effort
	✓	G
<ul style="list-style-type: none"> <li>+ Great reflections which provoked the thoughts of the audience</li> <li>+ Showed increased confidence and good pace of voice throughout presentation</li> <li>- Develop your conclusion/summary to bring it back to the learning</li> </ul>		



# Year 6 Tic-Tac-Toe

## Term 1 & Term 2

- 2 TTT grids to complete, consisting of 3 tasks (1 each half term).

## Term 3

- 3 TTT grids to complete, consisting of 3 tasks

In term 2 and 3, children will receive a booklet containing all homework grids and a set of deadline dates.

TERM TWO	Roots, Shoots and Fruits	Year 6
<p>L. L.O: To know about factors that affect the growth of plants.</p> <p>Task: Planting tiny seeds can be a problem and we don't want 100 plants trying to grow on top of each other so what can we do about it? Invent and make a planting device / seed dispenser to solve the problem Research how this happens in nature, e.g. the poppy seed head works like a pepper pot to shake out the seeds.</p> <p>Due date: 22/3/17</p> <p>Top tip: These materials and tools would be useful: Empty yoghurt pots, tubes, card to make lids, drawing pins or nails for making holes. youtube.com/watch?v=jH3VuaqbNIM - YouTube has this video showing how to use the 'Magic Seeder'.</p>	<p>L. L.O: To know the range of uses of different plants.</p> <p>Task: Research the different ways in which we use plants. Would it help the world if we all ate less meat and more plants? How? Why? Find out why a meat-free day might be a good idea and how the whole world could benefit if more schools and families had meat-free days. Find a vegetarian recipe and make it with your family for dinner one evening. Record the recipe and take a photo of your meal.</p> <p>Due date: 22/3/17</p> <p>Top tip: <a href="http://www.meatfreemondays.com">www.meatfreemondays.com</a> - explains how eating no meat for one day in the week could make a difference to the world.</p>	<p>2. L.O: To know about the main physical and human features and environmental issues in rainforests.</p> <p>Task: Find out about deforestation in the rainforest: Why are some people cutting down the rainforest? Why does this have an impact on everyone else in the world? Why is the rainforest so important? How can we protect the rainforest? Write a speech to argue against deforestation.</p> <p>Due date: 29/3/17</p> <p>Top tip: Use persuasive language techniques - remember the Magic 8 we learnt about when did our animal cruelty speeches.</p>
<p>L. L.O: To investigate how flowers attract insects.</p> <p>Task: How do flowers attract insects? Research this question then carry out an investigation to see how flowers attract insects. Watch what happens and record which flower attracts the insects first or most?</p> <p>Due date: 22/3/17</p> <p>Top tip: You could use different colour card to make your own flowers and sugar water to make your own nectar.</p>	<p>3. L.O: To record and communicate findings accurately using appropriate scientific vocabulary. To be able to gather evidence from a variety of sources.</p> <p>Task: Create an information booklet about plants. Remember to include information on parts of the plant, life cycles, living processes, grouping and classification, what plants are used for and any other interesting facts you can find.</p> <p>Due date: 6/4/17</p> <p>Top tip: Add illustrations to your booklet: pictures, sketches and photos.</p>	<p>2. L.O: To know about the main physical and human features and environmental issues in rainforests.</p> <p>Task: Find out about deforestation in the rainforest: Why are some people cutting down the rainforest? Why does this have an impact on everyone else in the world? Why is the rainforest so important? How can we protect the rainforest? Design a poster to make people aware of the consequences of deforestation.</p> <p>Due date: 29/3/17</p> <p>Top tip: Make your poster eye catching. Use the Magic 8.</p>
<p>L. L.O: To be able to record, observations, experiences and ideas.</p> <p>Task: Research the artist Andy Goldsworthy. Look at how he uses nature create interesting pieces of artwork. Can you follow in his footsteps to create your own original piece of art using natural resources?</p> <p>Due date: 22/3/17</p> <p>Top tip: Think about the different colours, textures and materials that you can use.</p>	<p>2. L.O: To know about the main physical and human features and environmental issues in rainforests.</p> <p>Task: Find out about the rainforest: Why is the rainforest so important? How have some plants adapted to living in rainforest conditions. Make a PowerPoint presentation about some of the amazing plants found in the rainforest and how they have adapted to the conditions.</p> <p>Due date: 29/3/17</p> <p>Top tip: Remember to include interesting and unusual facts and pictures.</p>	<p>2. L.O: To know about the main physical and human features and environmental issues in rainforests.</p> <p>Task: Find out about deforestation in the rainforest: Why are some people cutting down the rainforest? Why does this have an impact on everyone else in the world? Why is the rainforest so important? How can we protect the rainforest? Make a radio or TV advert about stopping deforestation.</p> <p>Due date: 29/3/17</p> <p>Top tip: Use persuasive language techniques - remember the Magic 8 we learnt about when did our animal cruelty speeches. Keep it short and to the point.</p>

# Year 6 Tic-Tac-Toe Term 2 and 3

## Term 3 TIC TAC TOE Homework Deadlines

### Year 6 Homework Information Booklet Term 2 2016-2017

#### Key information about the 'Tic Tac Toe' system

##### Aims

- To develop independent learners
- To encourage students to manage their time effectively
- To enable students to be resourceful

##### How does Tic Tac Toe work?

- Students choose three tasks to complete over the term in each subject
- The tasks should form a line that runs through the centre. The line can be vertical, horizontal or diagonal.
- Each pupil should complete a task labelled as 1, 2 and 3
- For each task that is chosen there is a due date

##### How long should students spend?

- Students should spend between 45 to 60 minutes on each task.
- Students are encouraged to break up the tasks into research, producing and proof reading.

	Task 1	Task 2	Task 3
Mission to Mars	3/5/17	11/5/17	17/5/17
Growing Up	14/6/17	21/6/17	28/6/17

TERM THREE	Mission To Mars	Year 6	TERM THREE	Growing Up	Year 6
<p>1. L.O: To be able to collect and record evidence to answer geographical questions</p> <p>Task: Find out why geologists believe that many of the strange land formations on the surface of Mars are due to melting ice. Carry out this experiment and record your findings. 1. Take an ice cream tub and put a layer of damp sand in the bottom. Then add a layer of ice cubes. Add another layer of damp sand. Then place in the freezer. 2. When frozen, turn the tub over and place the 'frozen landscape' onto a tray. Let the ice melt and observe what happens.</p> <p>Due date: 3/5/17</p> <p>Top tip: Set up a video camera to record the process</p>	<p>1. L.O: To understand how localities are affected by natural features and processes</p> <p>Task: To compare and contrast land features on Mars with those on Earth. You should consider: Their locations How they were formed How old they are (if known) How they compare in size Comparisons might include: The Grand Canyon (United States) - Valles Marineris (Mars) Crater Lake/Barringer Crater (United States) - Borealis Basin (Mars) Mount Etna (Sicily) - Olympus Mons (Mars) Arctis/Antarctic - North and South Polar Caps (Mars)</p> <p>Due date: 3/5/17</p> <p>Top tip: Present what you have found out using a combination of annotated images, maps and diagrams.</p>	<p>1. L.O: To be able to plan your own performance</p> <p>Task: Research how artists have been inspired by Mars. Listen to some pieces of music. How does the music capture the character and environment of Mars - or the threat/mystery of strange visitors from another world?</p> <p>Create your own Mars Dance.</p> <p>Due date: 11/5/17</p> <p>Top tip: 'Mars: The Bringer of War' from Holst's 'Planet Suite' is the most famous example. You may also want to listen to Jeff Wayne's musical, based on H G Wells' classic 'The War of the Worlds'.</p>	<p>1. L.O: To know about the similarities and differences between the lives of different people in different countries.</p> <p>Task: Coming of Age is a young person's transition from being a child to being an adult. Create a PowerPoint presentation exploring the different range of Coming of Age traditions which are celebrated by different countries and cultures around the world.</p> <p>Due date: 14/06/17</p> <p>Top tip: Consider including props or skits to go along with your presentation.</p>	<p>1. L.O: To understand that the way in which people fulfil the responsibilities affects the lives of others.</p> <p>Task: The internet has drastically changed the way we interact with the world. We have access to in-depth knowledge, tools to express our creativity, and people from all over the world. Yes along with offering a fascinating, new way to connect with the world, the internet also offers new risks. Design a booklet for other children about internet safety.</p> <p>Due date: 14/06/17</p> <p>Top tip: Think about rules for using the internet on mobile phones, social media as well as online bullying.</p>	<p>2. L.O: To know that some characteristics of people are inherited from their parents.</p> <p>Task: A family tree is a chart which represents the relationships between people in several generations of a family. Research your own family's history to create a family tree. This could be presented as a poster or you may wish to present it in a different, creative way.</p> <p>Due date: 21/06/17</p> <p>Top tip: Interview older family members and family members who maybe live abroad to find out even more information. Don't forget to add photographs!</p>
<p>1. L.O: To be able to consider the needs of users when designing and making</p> <p>Task: To use simple 3D modelling software to build a computer simulation of a Mars shelter.</p> <p>Due date: 3/5/17</p> <p>Top tip: Try programs such as Kid CAD (Knowledge Adventure), SketchUp (Google) and SpoolWorks (Apex Software)</p> <p>Here is one artist's impression of a shelter/base on Mars: <a href="http://space-telescope.org/videos/astro_az">space-telescope.org/videos/astro_az</a></p>	<p>1. L.O: To be able to identify ways in which people work together for mutual benefit</p> <p>Task: Research the International Space Station. Who lives there and where do they come from? What experiments are the astronauts/scientists conducting on the ISS? How are they helping the whole of mankind and the future of our world? What is it like for an astronaut on board the ISS? What do they do for recreation? How do they eat and sleep in zero gravity?</p> <p>Due date: 17/5/17</p> <p>Top tip: <a href="http://nasa.gov/mission_pages/station/main/index.html">nasa.gov/mission_pages/station/main/index.html</a> - the NASA website features video footage, images and interactive tours of the station.</p>	<p>2. L.O: To understand that the behaviour of individuals has an effect on the lives of others</p> <p>Task: What rules do you live by? Who decides these rules? Is it the school, parents, the local community? Do you think these rules are fair? How do rules help groups and communities to be successful? Create your own set of rules for the Mars mission team.</p> <p>Due date: 11/5/17</p> <p>Top tip: What rules would be essential? Who will be responsible for enforcing these rules? Will there be punishments for breaking the rules? Will these punishments be the same or different, depending on the severity of the rule break?</p>	<p>1. L.O: To be able to gather information from a variety of sources.</p> <p>Task: Transitioning from childhood to adulthood can be challenging. Using the information you have learned in class, as well as your own research and experiences, create a "Guide to Growing Up" booklet.</p> <p>Due date: 28/06/17</p> <p>Top tip: Remember to use a variety of sources when researching.</p>	<p>2. L.O: To know the functions of the major internal and external parts of the human body.</p> <p>Task: The human body is a fascinating thing with many functions. Research the functions of the human body and then plan an activity for Year 3/4 children to teach them about the body.</p> <p>Due date: 21/06/17</p> <p>Top tip: Use age-appropriate vocabulary when creating and demonstrating your activity. List the resources you may need and how you will support their understanding.</p>	
<p>1. L.O: To understand the relationship between living things and the environment in which you live</p> <p>Task: Life has been found on Earth in the most unexpected of places. Find out about extremophiles - living organisms that thrive in extreme conditions. Create your own Mars "extremophile". What will they call it? What will it look like? Where would it be found? Consider the types of extreme conditions found on Mars and those that their extremophile would need to be adapted to.</p> <p>Due date: 3/5/17</p> <p>Top tip: <a href="http://youtube.com/watch?v=uqSIE0h8JU">youtube.com/watch?v=uqSIE0h8JU</a></p>	<p>2. L.O: To be able to place the events, people and changes in the periods you have studied into a chronological framework.</p> <p>Task: Create an illustrated timeline showing previous Mars missions. How has each mission helped to further our learning and understanding of Mars?</p> <p>Due date: 11/5/17</p> <p>Top tip: Have a look at these missions: Mars 1M (USSR) Mariner (United States) Viking (United States) Mars Global Surveyor (United States) Mars Pathfinder (United States) Mars Odyssey (United States) Phoenix Lander (United States)</p>	<p>2. L.O: To understand how physical activity affects the body</p> <p>Task: Research what astronauts do for exercise in space. Plan a series of activities that will exercise the whole body, but can be done in very cramped conditions. Remember the astronaut would be strapped in, in order to perform the activities.</p> <p>Due date: 11/5/17</p> <p>Top tip: Make your own exercise video that astronauts could take with them on their mission. Look at the format of existing exercise videos and consider how they might be adapted to offer a training regime for an astronaut.</p>	<p>1. L.O: To know about the structure of the human body.</p> <p>Task: We need to make an extra effort to keep ourselves healthy. This includes maintaining a healthy diet and exercising. Design a poster describing the best ways to maintain a healthy lifestyle.</p> <p>Due date: 14/06/17</p> <p>Top tip: Make sure your poster is bright and eye-catching. It should inspire young people to be healthy!</p>	<p>2. L.O: To be able to gather information from a variety of sources.</p> <p>Task: Using photographs of yourself, create a timeline of your life from when you were a baby to the present day and rotate each point on your timeline. Continue the timeline into the future, drawing pictures of your future self, as you get older.</p> <p>Due date: 21/06/17</p> <p>Top tip: You could include little stories or memories to go with your photographs. Reflect on the features of an autobiography.</p>	



DOVER COURT  
INTERNATIONAL SCHOOL  
SINGAPORE  
A NORD ANGLIA EDUCATION SCHOOL

14<sup>th</sup> August 2018

# Approaches to homework in the Secondary School (Year 6 Transition)






DOVER COURT  
INTERNATIONAL SCHOOL  
SINGAPORE  
A NORD ANGLIA EDUCATION SCHOOL

23rd August 2018

# A guide on how to use Edmodo effectively in Year 6.



edmodo

# What is Edmodo?

[www.edmodo.com](http://www.edmodo.com)

Edmodo provides teachers and students with a secure place online to connect and collaborate, share content, participate in class discussions and receive homework tasks and notifications. It is used by schools across the world and other international schools here in Singapore.

- An easy and safe way of getting students to collaborate
- Helps students to develop organisation and independence skills
- A way of viewing and submitting homework tasks
- Supports collaboration between parents and school.
- Encourages children to keep track of important assignment dates, events and tasks with a calendar and notifications system



# An insight to Edmodo

- Each student will have their own individual log in that will be created during school
- All student accounts will require them to insert a parent's email address. This is used to send you notifications about any homework deadlines or notices.
- Students are then invited to join the teacher's group. All groups are monitored by a teacher.
- The students will be enrolled for a class page and their spelling group.
- Teachers will post homework to the students and students can submit their homework through Edmodo
- Students are able to send teachers questions about homework assignments or post questions on the group for peer support.
- All students will be required to sign a code of conduct.

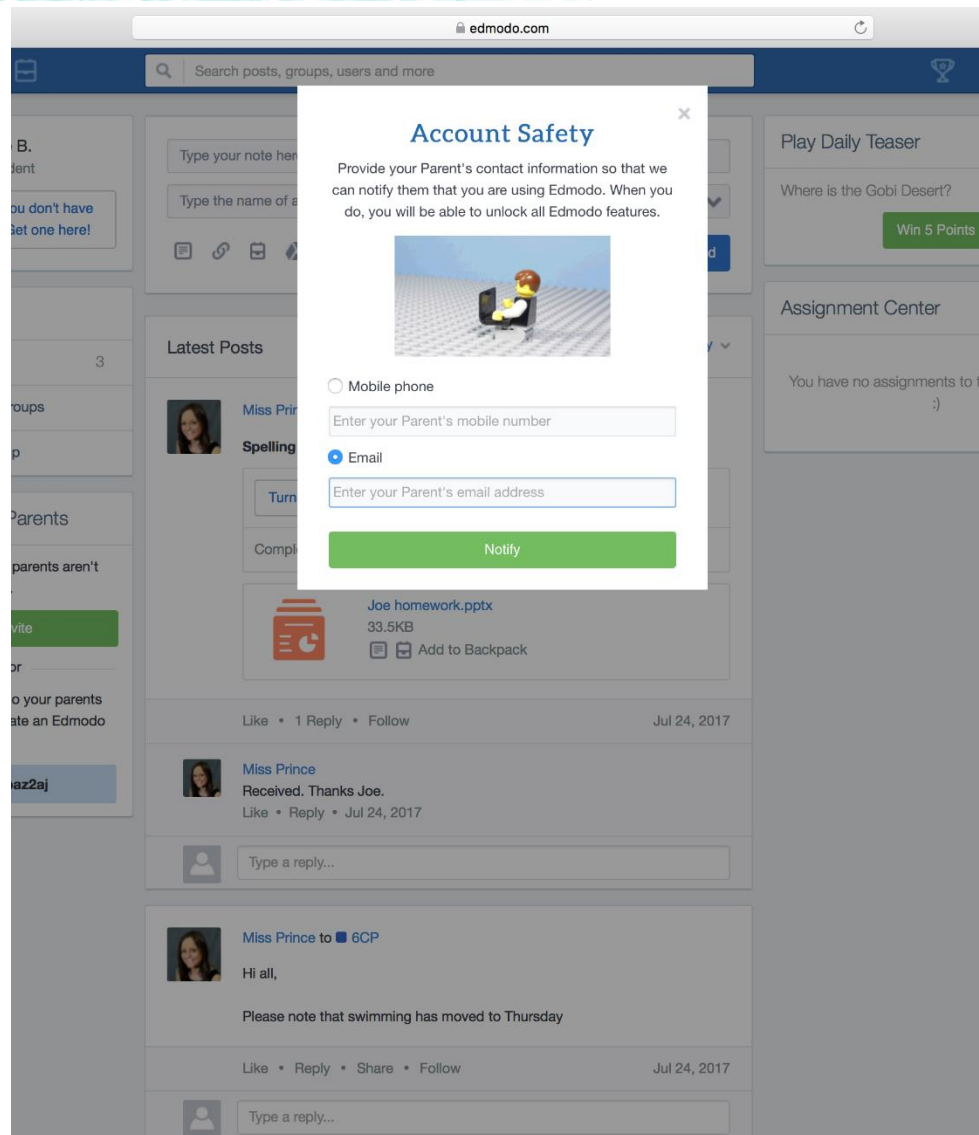




# What it looks like

The screenshot shows the Edmodo website interface. At the top, there is a navigation bar with the Edmodo logo and links for TEACHERS, ADMINS, TRAINING, and SUPPORT. On the right side of the navigation bar, there are links for GET A FREE ACCOUNT and LOG IN. Below the navigation bar, there is a featured blog post titled "The Global Search for Education: A New Model for Student Assessment – Part 1". The post includes a thumbnail image of a classroom and a "Read More" button. A login modal is overlaid on the page, titled "Log In to Edmodo". The modal contains a form with two input fields: "Username or Email" (containing "JoeBloggs1992") and "Phone Number" (containing "\*\*\*\*\*"). Below the form is a green "Login" button and a link for "Forgot password?". To the right of the form, there is a section titled "Or log in with" with buttons for "Office 365" and "Google". At the bottom of the page, there is a footer with the Edmodo logo, a brief description of the platform, the copyright notice "Edmodo ©2016", a language selector set to "English (US)", and a grid of links including About, Careers, Blog, Newsroom, Contact Us, Teachers, Admins, Organizations, Partners, Training, Support, Community, Developers, Privacy, Terms of Service, Facebook, Twitter, Google+, and Pinterest.

# Parent authorisation





edmodo.com

Search posts, groups, users and more

Joe B. Student  
Looks like you don't have an avatar. Get one here!

Groups  
6CP  
Show All Groups  
Join a Group

Invite Your Parents  
Looks like your parents aren't on Edmodo yet.  
Invite  
or  
Give this code to your parents so they can create an Edmodo account:  
p5zpaz2aj

Type your note here...

Type the name of a group, student, or teacher...

Cancel or Send

Play Daily Teaser  
Where is the Gobi Desert?  
Win 5 Points

Assignment Center  
You have no assignments to turn in this week :)

Latest Posts Filter posts by

Miss Prince to 6CP  
Spelling homework  
Turned In Waiting...  
Complete the spelling activity worksheet  
Joe homework.pptx 33.5KB Add to Backpack  
Like • 1 Reply • Follow Jul 24, 2017

Miss Prince  
Received. Thanks Joe.  
Like • Reply • Jul 24, 2017

Type a reply...

Miss Prince to 6CP  
Hi all,  
Please note that swimming has moved to Thursday  
Like • Reply • Share • Follow Jul 24, 2017

Type a reply...

# Posting a message to the group

The screenshot shows a web browser window at edmodo.com. The main content area displays a message from Miss Prince to the group 6CP. The message text is: "Hi all, I am currently researching our homework on the ISS. What useful websites have you found? Thanks, Joe." Below the message, there is a dropdown menu for selecting recipients, with "6CP" selected. The post is titled "Spelling homework" and includes a "Turned In" button and a "Waiting..." status. A file named "Joe homework.pptx" (33.5KB) is attached to the post. The post is dated July 24, 2017, and has one reply from Miss Prince: "Received. Thanks Joe." The right sidebar contains a "Play Daily Teaser" section with a question "Where is the Gobi Desert?" and a "Win 5 Points" button, and an "Assignment Center" section stating "You have no assignments to turn in :)"

# Sending a message to a teacher

The screenshot shows the Edmodo web interface. At the top, there is a search bar with the text "Search posts, groups, users and more". Below the search bar, the main content area is divided into three sections. The top section is a message composition area where a user named "Joe" has typed: "Hi Miss Prince, Please see my completed homework. Thanks, Joe". A dropdown menu is open, showing "Miss Prince" as the selected recipient. Below this is a "Latest Posts" section. The first post is from "Me to 6CP" and says: "Hi all, I am currently researching our homework on the ISS. What useful websites have you found? Thanks, Joe." Below the post are options for "Like", "Reply", "Share", and "Following". The second post is from "Miss Prince to 6CP" and is titled "Spelling homework". It includes a "Turned In" button, a "Waiting..." status, and a text box with the instruction "Complete the spelling activity worksheet". Below the text box is a file upload section showing a file named "Joe homework.pptx" with a size of "33.5KB". On the right side of the interface, there are two sidebars. The top sidebar is titled "Play Daily Teaser" and contains a question "Where is the Gobi Desert?" with a "Win 5 Points" button. The bottom sidebar is titled "Assignment Center" and contains the text "You have no assignments to turn in :)"

# Adding an attachment

The screenshot shows the Edmodo web interface. At the top, there's a browser address bar with 'edmodo.com'. Below it is a navigation bar with icons for home, notifications, and calendar, and a search bar containing the text 'Search posts, groups, users and more'. On the left side, there's a profile card for 'Joe B. Student' with a placeholder for an avatar and a message: 'Looks like you don't have an avatar. Get one here!'. Below the profile card is a 'Groups' section with '6CP' selected, and options for 'Show All Groups' and 'Join a Group'. The main content area shows a post from 'Miss Prince' with the text: 'Hi Miss Prince, Please see my completed homework. Thanks, Joe'. Below the text, there's a dropdown menu showing 'Miss Prince' and a list of attachments, including 'Joe homework.pptx' with a red 'X' icon and a green checkmark. At the bottom right of the attachment list are 'Cancel or' and 'Send' buttons.

# Notifications

The screenshot shows a social media interface with a blue header. On the left, a profile card for 'Joe B. Student' has a message: 'Looks like you don't have an avatar. Get one here!'. Below it is a 'Groups' section with '6CP' and '1' member, and a 'Show All Groups' button. The main area has a post creation form with fields for 'Type your note here...' and 'Type the name of a group, student, or teacher...', and buttons for 'Cancel or' and 'Send'. Below the form is a 'Latest Posts' section with a post by 'Me to Miss Prince'. On the right, a 'Notifications' overlay is open, showing a notification for 'Spelling homework is Due Jul 26, 2017' with a 'Turn In' button and a 'See All' link. Below the notifications is an 'Assignment Center' section with the text: 'You have no assignments to turn in this week ;)'. The top navigation bar includes icons for home, a pulse line, a calendar, a search bar with the text 'Search posts, groups, users and more', and icons for a trophy, a bell, and a user profile.

Text Message  
Mon, 24 Jul, 12:53 PM

Joe's teacher is using the Edmodo platform. Join to see your child's progress at school:  
<https://edmodo.com/p/p5zpaz2aj>

Wednesday 12:53 PM

Reminder from Edmodo:  
Homework due for Joe. Join to see all your child's school work:  
<https://edmodo.com/p/p5zpaz2aj>

# Next steps

- Students will set up their accounts and receive a workshop on how to use Edmodo.
- All students will be invited to join the necessary groups
- Students will receive a letter with a code so parents can sign up and access their account
- Students sign code of conduct
- Students can begin to use Edmodo

