

Visual Arts Competition

Student Guide





Welcome to the 2016/17 Visual Arts Competition

Taking part in this year's competition will help you to:

- Improve your art and design technique
- Try a range of artistic techniques and methods
- Use your visual art skills to illustrate a story





Everything you need to know

1. Join

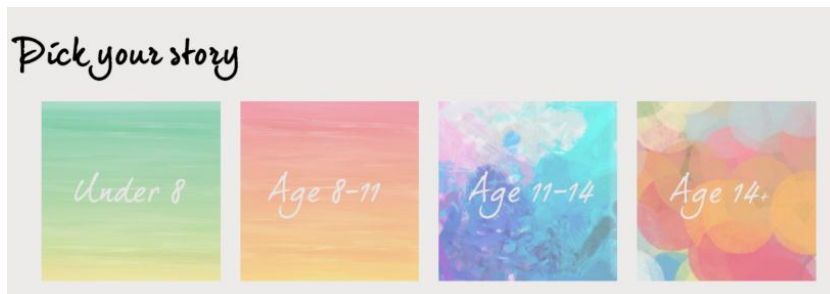
Want to take part? Join the competition online.

- Go to the Secondary section on Global Campus Online and click on the Visual Arts competition box.
- Join the competition to unlock the rest of the page. Click the yellow button to join and earn a certificate.
- Speak to a teacher if you don't know how to log into Global Campus Online.

The screenshot shows the Global Campus Online interface for the Visual Arts Competition 1617. At the top, the Global Campus logo is on the left, and a user login status 'YOU ARE LOGGED IN AS SARA' is on the right. A teal navigation bar contains links for HOME, ABOUT, UNDER 85, PRIMARY, SECONDARY, EXPEDITIONS, GLOBAL CAMPUS NEWS, and COMPETITIONS. A search bar is on the right of the navigation bar. Below the navigation bar, a breadcrumb trail reads 'Home > Visual Arts Competition 1617'. The main content area features a dark blue banner with the text 'Visual Arts Competition' and icons of a medal and a trophy. Below the banner, a welcome message states: 'Welcome to this year's Visual Arts competition! Illustrate one of our winning Creative Writing competition winners for a chance to be printed next to it in our next Anthology. You need to join the competition to take part and to unlock the rest of the page - click the yellow button to get started.' A yellow circular button with a hand cursor icon is positioned to the left of this text. Below the welcome message, a note for teachers says: 'Teachers, to access the teacher notes please log on to the Global Campus community on NAU'. At the bottom of the main content area, there is a section titled 'Pick your story' with four colorful rectangular buttons. On the right side of the page, there are two sidebar panels. The top panel, titled 'Primary students - earn a stamp in your passport when you join the Visual Arts competition', features the Global Campus logo. The bottom panel, titled 'Certificate', contains the text: 'When you join the competition you get a certificate. Click on the picture below to see your certificate.' and an image of a certificate template. Below the certificate image, a note states: 'Teachers registering for students aged under 8 can download a certificate template on the Global Campus community on NAU'.

2. Choose your story


- Log on to Global Campus online
- On the Visual Arts page, click on your age category



- Click on your region



- Choose a story from the list, and then get illustrating!



3. Choose your media

You can....

- Paint
- Draw
- Collage
- Sculpt
- Photograph
- Stamp
- Create digital art
- Anything else!

You can choose any type of Visual Art that you wish. Choose something new, or something you already love doing.



4. How to enter

- Join the competition on the Global Campus online and earn your certificate
- Create your art work
- Hand it to your teacher – they will send entries to the Global Campus team




Rules

- Only one entry per student
- Entries must be inspired by one of the Creative Writing entries
- The judge's decision is final



Prizes

- All winning entries will be published in the 2016/17 Creative Writing anthology



Award	Prize
Winner for each age group	Winners can choose one from this list: <ul style="list-style-type: none">High quality artist's paintbrush setScreen printing setStop motion animation kit
Highly commended There are two prizes for each age group	Pastel set



Good luck and enjoy!