


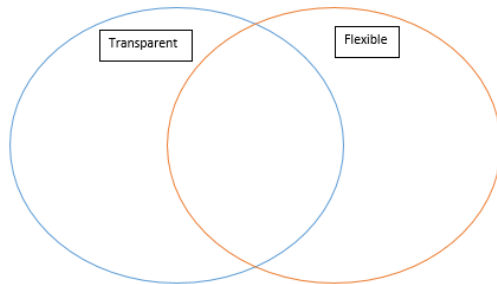


Year 3 Home Learning Menu



Starters: Science

-  Create a poster showing as many different things made of WOOD as you can.
-  Make a list of all of the different materials that you can spot in your house. Are some things made of more than one material?
-  Draw this Venn diagram in your book, fill it with as many materials as you can.



-  As above but create your own headings.

Main Course – you **MUST** do these every week:

- Read for 15 minutes - 5 times per week
- Check your spelling book (small orange book)
- Check your times table books (small yellow book)
- 15 mins on Mathematics/Reading Eggs – 3 times
- Numeracy – Abacus activity
- Literacy – Worksheet on verb tenses.

- Everyone **must** finish the main course every week. Work must be completed in your Home Learning books and returned to school by Tuesday.
- Everyone **must** attempt one, or both, of the dessert projects. You will be asked to present your work to your teachers and peers.
- If you are feeling *extra* hungry, you can order from the starters. These will focus on a different subject each week. Each dish has a difficulty rating. The more chilies, the more *challenging* the task!
- Why not spend some time tackling some of the family side dishes? Time spent as a family is important and you can learn together whilst having fun.

Dessert: Projects are due on **Wednesday 28 March.**

- Research about a famous inventor then create a PowerPoint.
- Plan and carry out a fair test to find out the slowest way to melt an ice cube. Take a photograph and write up your investigation.

Sides: Family Fun

- Create a list of which metals are magnetic.
- We have been making chairs from newspapers. Try to make a strong structure that can hold 2 Kg.