



**BRITISH INTERNATIONAL SCHOOL  
HANOI**

A NORD ANGLIA EDUCATION SCHOOL

# Curriculum Statement F3



**Term One  
August 2019**

This term, our main topics are titled:



# Family and Friends



We will begin our learning journey in F3 by exploring the topic Family and Friends. During this topic, through many speaking and listening activities, we will learn all about our friends and learn about each others interests and favourite activities. We will also look at the different families that we have in F3 and talk about our similarities and differences. For Show and Tell, we would like the children to create their own poster about their family. This can include photographs and drawings. If children have any books about family and friends, they are welcome to bring them to school to show their classmates. We also hope that parents will come and visit their child's class and talk about their home life.

**Key vocabulary:** Mum, dad, brother, sister, cousin, grandparents, pets, caring, sharing, family, celebration

**Key texts:**

- Owl Babies by Martin Waddell
- Five Minutes' Peace by Jill Murray
- Stick Man by Julia Donaldson
- The Three Little Pigs

## Let's Pretend

In Term 1B, we will focus on role playing and learning key vocabulary associated with telling stories. We will read traditional tales to begin with in order to support language development. As the term progresses, we will begin to make changes to known texts and create class stories, using the language we have already learnt. We will develop our role play areas to act out and narrate our favourite stories. We will also create our own characters as we use pretend play to be different people and occupations.

**Key vocabulary:** once upon a time, one day, the end, they lived happily ever after, suddenly, and then, finally

**Key texts:**

- You Choose by Nick Sharratt
- Mr Gumpy's Outing by John Birmingham
- The Little Red Hen
- The Gingerbread Man

**How you can support learning at home:**

Encourage your child to role-play different roles and occupations with their family or friends. Talk about different people in your own families, use photographs to talk about people who are friends or family members. Read stories with your child and, before you get to the end, ask your child to talk about what they think might happen next.

## COMMUNICATION AND LANGUAGE

This is an integral part of learning in F3. We will learn important skills to best help us to communicate effectively. As we are an English speaking school, we will be encouraged to speak English throughout the day. As we go through the term, we will learn to respond to instructions, listen to different sounds and stories and make our own connections to previous lessons. We will be encouraged to listen and share ideas during Circle Time. We will use key vocabulary and phrases from different stories to help support us when understanding and speaking more complex sentences.


### How you can support at home:

- Explain why it is important to pay attention when someone is speaking.
- Encourage the use of language by telling stories or playing games and role playing.
- Use opportunities to stop and listen carefully for environmental sounds, and talk about sounds you can hear such as long, short, high, low.
- Talk about family members and friends of your child.

### Related websites/resources:

<http://www.storyplace.org/storyplace.asp>

<https://www.activelearnprimary.co.uk/login?c=0>



## PERSONAL, SOCIAL AND EMOTIONAL DEVELOPMENT

In the first term, we will be developing our independence skills in order to build up the confidence to explore our surroundings and express ourselves effectively. We will be learning how to make new friends and how to convey our needs and feelings appropriately.

As we are introduced to our classroom and shared area rules, we will be thinking about the consequences of our actions and the importance of each rule during weekly Circle Times and assemblies. Through different school events, such as Moon Festival and International Week, we will learn about different cultures and understand the need to respect differences. These values and attitudes are also reinforced and encouraged in our daily routines at school. This is a very important focus as it will shape the way we treat each other and behave in school throughout the rest of the year.


We will also reintroduce the superheroes which are linked to the school's Aide Memoire. This term we will focus on Captain Care and Indiana Integrity.

### How you can support at home:

- Children should feed themselves and understand the importance of eating healthily and drinking water.
- Children should be encouraged to dress independently, including putting on their own shoes and socks and getting ready for swimming lessons.
- Children should have many opportunities to play nicely with others and deal with issues using words, not physical actions.
- Practise good manners at home for example, using 'please' and 'thank you'.
- Children must go to the toilet independently and wash their hands!

### Related websites/resources:

<https://www.sesamestreet.org/>



## LITERACY

This term we will learn Phonics at a pace that will let children develop a love for reading and writing. We will begin by listening to different environmental sounds and nursery rhymes. Once the children are ready, we will learn the letters of the alphabet and their corresponding sounds. We will then proceed to learn how to blend these sounds together to read, as well as segment them in order to spell. We will also be working on some 'tricky' words to support us when reading and writing simple sentences.

In addition to two library books that are sent home every week, we will also have a reading book which will help us to apply the skills we have learnt in Phonics. We will have a reading record book to communicate our progress and next steps to support our reading. Phonics begins every day at 8.30 so please be on time.

### How you can support at home:

- Read every day with your child, whether it is in your home language or in English. Please remember to make a note in the Reading Record Book.
- Occasionally, teachers may give a homework or task over the weekend. (e.g. bring an object with beginning sound 's'). Encourage your child to participate in this task.
- Encourage them to identify the beginning sound of words in their environment and words that rhyme.

### Related websites/resources:

<http://www.letters-and-sounds.com/>

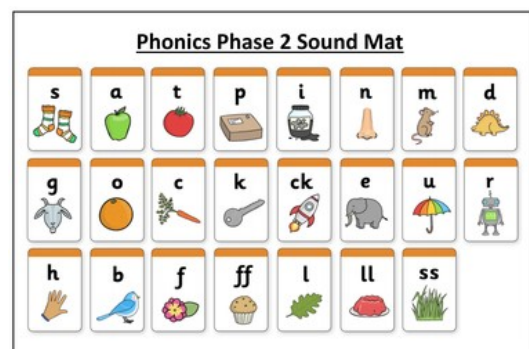
<http://jollylearning.co.uk/>

[https://www.youtube.com/watch?v=p\\_SgBY\\_nx70&disable\\_polymer=true](https://www.youtube.com/watch?v=p_SgBY_nx70&disable_polymer=true)

<http://www.ictgames.com/literacy.html>

<http://www.phonicsplay.co.uk/>

<http://busythings.co.uk>



## MATHEMATICS

This term we will learn to recognise and count numbers and match them with corresponding objects. We will focus on a number every week and use this as a starter to further all maths learning. For Shape, Space and Measures, we will explore prepositions and 2D shapes. We will also measure height and capacities of everyday objects. We will learn the days of the week to help us learn about time.

### How you can support at home:

- Incorporate counting into everyday activities, such as going to the supermarket and counting the apples or abstract things like counting how many times you have jumped or hopped.
- Encourage your child to look for numbers in the environment, e.g. on buses or street signs.
- Organise a 'shape hunt' around your home.
- Encourage your child to compare and describe the height of people in their family, structures or models that they create.

### Related websites/resources:

<http://www.storyplace.org/storyplace.asp>

<http://www.crickweb.co.uk/Early-Years.html>

<http://busythings.co.uk>



## **UNDERSTANDING THE WORLD**

We will be developing our curiosity by exploring our new environment at school. We will investigate using all of our senses to see similarities, differences, patterns and change. During International Week, we will be learning about our host country's heritage alongside other countries and their cultures. We will also begin to use a range of ICT equipment including the interactive whiteboard, Beebots, iPads and other resources. We will learn to use them correctly and operate simple programs.

### **How you can support at home:**

- Encourage children to ask questions about what they see around them. Enjoy finding out the answers together.
- Let children explore their own family traditions so that they have a sense of self.

## **EXPRESSIVE ARTS AND DESIGN**

We will be encouraged to use our imagination to create stories and when creating our own model houses. Activities will include the use of a wide range of media including paint, oil pastels, papier mache, and modeling clay. We will have access to different toys so that we can develop our imagination and make up our own stories based on our experience and ideas. In music, we will be investigating a range of instruments, focusing on a key skill each week, such as 'beating' or 'shaking'. We will be exploring how we can change sounds and also listen for patterns within music.

### **How you can support at home:**

- Sing lots of songs and let children experiment with music making. This can be with a bottle filled with beans or a saucepan and spoon. There are many ways to make music without owning real instruments!
- Let children be creative at home and encourage them to paint and draw whatever they want to. Ask them to talk about their pictures.

## **PHYSICAL DEVELOPMENT**

This term, the children will be introduced to various activities in all the available spaces in school. We will be using the Splash Pool to gain confidence in the water, the Multi-purpose Room to practise using PE equipment and the playground to play sports and games. We will develop control in both gross and fine motor movements. We will be travelling over, under and around a wide range of equipment both indoors and outdoors. Through using different materials in the classroom, we will learn how to control and use them safely. To support our writing, we will complete daily malleable activities to strengthen the muscles in our fingers and hands.

### **How you can support at home:**

- Show children how to use scissors/glue sticks/pencils correctly and let them do so at home.
- Take children to a park (where possible) and encourage them to move in different ways, climbing over, under and through.

### **Related websites/resources:**

Just Dance videos on YouTube  
Cosmic Kids Yoga on YouTube  
Dough Disco on YouTube



We do hope that the above information will be useful for you when supporting your child with his or her learning. Should you have any further questions please contact your child's class teacher.