



Seesaw Expectations

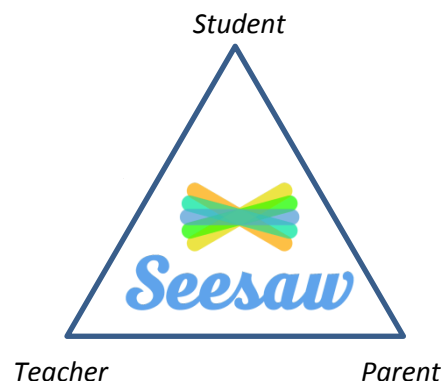
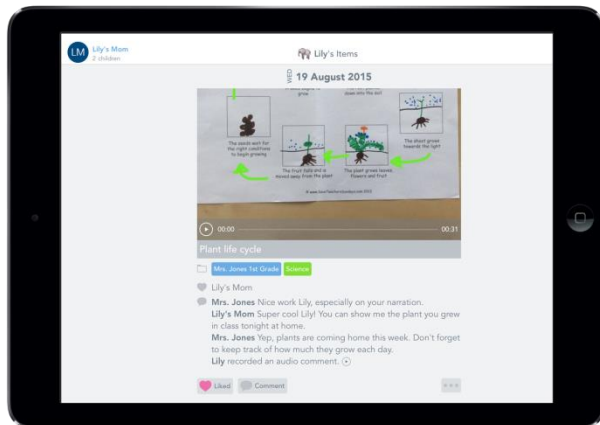
This document will outline what you can expect from our child – teacher – parent communication platform.

What is Seesaw?

Seesaw is an app where your child, teacher and parent can share work and announcements in a safe, secure and private social network environment.

Seesaw will provide a safe digital learning journal for your child to document their learning creatively by periodically adding entries to it like photos, videos, drawings and notes to show you what they're doing in class.

It creates a triangle of communication between you as parents, the teacher, but also, your child. And it does this all whilst encouraging digital citizenship and showing how we can use technology in a safe, creative way.



? How does Seesaw work?

Seesaw is made up of 1 website (available on Windows or macOS with Chrome or Firefox) and 2 apps (available on iOS, Android, Chrome OS and tvOS):



The FAMILY app:

- Allows you, and anyone in the family who you would choose, to access, like and comment on your child's Seesaw learning journal to interact and see what your child is learning and teacher are posting
- Allows you to read and write private messages between you and the teacher
- You will receive a notification direct on your device whenever the teacher or your child posts on the learning journal

The CLASS app:

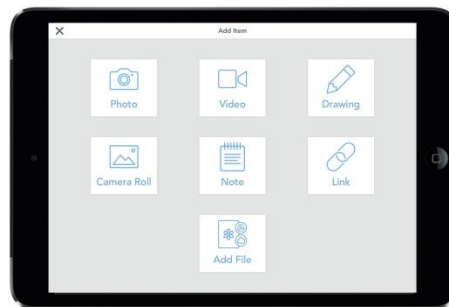
- Allows your child and the teacher to post, like and comment to the learning journal
- Allows the teacher to read and write private messages to you

The Seesaw website:

- Is simply a Chrome or Firefox version of the app but note, you will not receive direct notifications on these platforms

Child Communication:

- As a guide, around 3 times-per-week, your child will create a post on their individual learning journal
- This post can be in the form of media like photograph(s), a video, an explanation drawing or a note showing and explaining what they are doing in class
- You and any family member you have given access to, will receive a notification on their device to be alerted to a new post



Teacher Communication:

- At least 3 times-per-week, your child's teacher will create a post containing a learning update on an English, Mathematics and one other lesson
- This post can be in the form of media like photograph(s) or a video showing and explaining what the lessons are focusing on that week
- Private messages, such as announcements, can also be sent to you
- You and any family member you have given access to, will receive a notification on their device to alert to a new post or message

All communication is approved by the teacher to ensure that all users are using the platform responsibly. This creates a great conversation point if they are not by taking the time to explain to a child for example, why their post is not appropriate and how they could improve it.

? Why are we communicating this way?

As digital devices become more embedded in our lives, our children need to be aware how to use them responsibly, creatively and productively. This level of integration into our lives means that standalone Computing lessons are no longer sufficient or as effective at teaching children embedded digital citizenship. We only have to look at the state of comments on public platforms such as YouTube to know that there is a large amount of unawareness of how to talk to each other from behind a computer screen.

By exposing our students to a safe, digital, social environment from as early as Year 1, we are also exposing them to brand new learning of how to be better at screen relationships, communication and the how to use technology responsibly – how to be the digital citizen of the future that the world so desperately needs. How do you deal with feedback? How do you respond when you can't see how others react?

Seesaw is designed to be child-led. This means that, as a school, we will actively encourage your child to take ownership of their work and share this with you. Experience and research has even shown that the quality of children's work has increased when using sharing platforms such as this due to the child knowing there is an active audience. By all the participating members of Seesaw engaging in this, we can practice this vital way of communicating in a safe, moderated environment.



How does Seesaw know who to send my child's posts to?

As a parent, you can sign-up for Seesaw in two ways:

- Through a QR code
- Through a link

With the QR option, the code is uniquely generated by Seesaw to link to only your child's account.

With the link option, you will choose your child from the class list to only link to their learning journal.

Each time a teacher or child posts, they are required to tag a student in that post. Sometimes it may be 1 child, sometimes a group and sometimes the whole class. Notifications will go to those parents whose child is tagged in the post.

What will be shared on Seesaw?

What	Who	When	How
English lesson learning update.	Teacher	1-per-week	Class photograph(s) or a video with either an audio or written explanation of what we are learning that week will appear on your child's learning journal.
Mathematics lesson learning update.			As above but relating to Topic, Computing, LOTE, Science, Music or PE.
One other lesson learning update.			
Announcements and reminders.	Teacher	As needed	Year group or class announcements will appear in your private Seesaw inbox. You can reply to these and create a private 1:1 chat between you and the teacher in the process.
Star of the Week	Teacher	1-per-week	A photograph with an audio or written explanation as to why that child has been awarded Star of the Week will appear on your child's learning journal.
Home Learning	Teacher	1-per-week	A photograph, description and / or link will appear in your Seesaw inbox detailing the homework that week.
Lesson learning updates.	Child	Around 3-per-week	Individual photograph(s), a video, an explanation drawing or a note showing and explaining what they are doing in class.
Residential updates.	Teacher	1-per-day	1 – 2 group photographs or a video with a brief summary of the day's activities will be posted each day.

What and how should I respond to my child's post?

There are two ways you can respond to your child's post:

- Like
- Comment

How often you do this is up to you. There will be times when it is appropriate to simply like a post to acknowledge to your child you have seen their work. Other times you may want to:

- Ask questions that challenge their learning
- Give constructive feedback
- Provide an 'even better if' comment

? What if my child is not engaging with Seesaw?

As staff, we will actively encourage your child to share their learning on Seesaw. However, as with all new systems, this will take time to embed and for your child settle in to. Please use such an opportunity to discuss with your child reasons why they may not want to share posts and how we can support them. The digital version of stage fright does exist and this is one of the reasons Seesaw can be such a powerful discovery and learning tool.

? Will Seesaw just be used for sharing my child's learning?

No, in addition to the type of communication previously mentioned, Seesaw can be used in class through shared digital activities such as during Morning Activity.

? What about specialist lessons?

Children are asked to take a class iPad with them to specialist lessons when appropriate so they are still able to share their learning with you in these lessons.

? Who can see my child's posts?

Only the teacher, Primary Leadership, family members who are linked to that child's learning journal and their fellow class mates will see your child's post. Journals are not public and never shared with 3rd parties. You can read more at [Seesaw's Privacy Center](#).

Comments and posts can only be deleted by the teacher or Primary Leadership Team and are irretrievable at this point. This will only be done however if there is an error to be corrected or a child protection issue.

? What happens to last year's posts?

All posts from your child's previous year will be archived on them moving up to the next year. These are then accessible through your app if you wish to look back on the previous year's work.

? Can I opt-out?

Seesaw is the schools way of communicating your child's learning and the way the teacher will send announcements and reminders. Should you not wish to use Seesaw, you will not receive these updates.