



**BRITISH  
INTERNATIONAL  
SCHOOL**

HANOI

A NORD ANGLIA EDUCATION SCHOOL

# Curriculum Statement

## F3



Term Three

May 2018

# Animals and Bears

We will begin this topic by exploring different types of animals. We will learn about their characteristics and explore their habitats, identifying which animals live in certain places. We will learn about animals that live in jungles, the ocean, the arctic and other places around the world. As we explore these animals, we will compare their features and think of why they look and act a certain way.

We will finish the term learning about bears. We will find out what they eat, how they live and what they need to survive.

We will be looking into many well-known picture books and songs. This is a term filled with investigation and deep-thinking, as we will work hard to notice differences and similarities in our surroundings.

## **Key vocabulary:**






Types of animals and bears, fur, claws, habitat, hibernation, wild, zoo, jungle, arctic, nature, cub, hunting, types of animals and their young, jungle, ocean, farm, arctic, deserts, grasslands, rainforest, food, carnivores, herbivores, cave, zoo

## **Relevant books / Authors:**

Rumble in the Jungle by Giles Andreae  
Giraffes Can't Dance by Giles Andreae  
Tiddler: The Story-Telling Fish by Julia Donaldson  
Monkey Puzzle by Julia Donaldson  
The Snail and the Whale by Julia Donaldson  
One is a Snail, Ten is a Crab by April Sayre and Jeff Sayre  
Polar Bear, Polar Bear, What Do You Hear? by Eric Carle  
Brown Bear, Brown Bear, What Do You See? by Eric Carle  
Goldilocks and the Three Bears  
Can't You Sleep Little Bear? by Martin Waddell

## **Related Websites/resources:**

Walking Through the Jungle by Barefoot Books <https://www.youtube.com/watch?v=plvY0quSyJg>  
National Geographic Kids <https://kids.nationalgeographic.com/animals/>  
<http://kids.nationalgeographic.com/games/>  
<http://kids.sandiegozoo.org/games>  
<http://www.sheppardsoftware.com/content/animals/kidscorner/gamesforkids.htm>



## **PERSONAL, SOCIAL AND EMOTIONAL DEVELOPMENT –**

This term, we will continue to learn the rules and routines of school in order to prepare ourselves for future years. We will become more independent around the classroom by changing ourselves for swimming and when finding and selecting our own activities and resources. We will work on showing integrity (Indiana Integrity) towards others, valuing the opinions of others and trying hard to take turns and work well with our friends. We will be reflecting (Rebecca Reflection) back on the year we have had and looking forward to the new school year. During this time we will begin the transition period between F3 and Year One, this will include going to the Primary School to meet new teachers and have swimming lessons over in the Primary building.

### **How you can support at home:**

- Encourage your child to independently themselves for school, including their shoes and socks.
- Help your child begin to try to tie their shoelaces.
- As children must go to the toilet independently, please remind your child to ALWAYS flush the toilet and wash their hands.
- It is always good for children to have as many interactions with others as possible, so try to take your child to a park or similar setting as often as you can
- Tell stories with your children in order to enhance their vocabulary.
- Encourage your child to read books to you.



## **UNDERSTANDING THE WORLD –**

This area of the curriculum will be the main focus during this term, as we will investigate the world around us and look closely at similarities, differences, patterns and change. We will learn about animals and their young. We will also try to find out about past and present events in our own lives and in the lives of people we know. This area also aims to teach use how to use computer hardware for particular purposes.

### **How you can support at home:**

- Encourage your child to try new experiences and express their opinions about them.
- Support and join in with messy play activities. These are an excellent opportunity to have fun with your child whilst enriching their sensory experiences.
- Ask your child about their day at school and ask questions about what they have been learning. Share your own experiences, and encourage your child to ask you questions in order to develop their curiosity.
- Encourage your child to speculate on the reasons why things happen or how things work.
- Support your child to coordinate actions and use technology for a purpose, for example, call a telephone number or take a picture on a tablet.
- Teach and encourage children to click on different icons to cause things to happen in a computer program.

### **Related websites/resources:**

<http://www.nickjr.com/>

<http://www.bbc.co.uk/cbeebies>

<http://www.abcya.com/>



## **PHYSICAL DEVELOPMENT -**

This term, we will be increasing the amount of time we spend on physical activities to ensure that we are developing our gross motor skills adequately. This will, in turn, help us with our fine motor development and writing skills. We will be working on building our general fitness and also develop our coordination when using balls and materials. Our regular soft play sessions will include activities that will help develop our spatial awareness and balance skills. We will experiment with different ways of moving and practice jumping off an object and landing safely. We will learn gymnastic and use our animal focus to perform some yoga. As the weather warms up, we will be using the splash pool again. In the last few weeks, we will visit the Primary swimming pool to prepare ourselves for swimming in Year 1. We will develop our confidence in the water and learn about pool safety. When we are ready, we will introduce the use of kickboards to help us to move around the pool.

### **How you can support at home:**

- Encourage your child to be as physical as possible over the weekend. This could be through going to the park, playing outdoor games, throwing a ball, swimming or riding their bicycles.
- Support healthy eating and provide your child with lots of fruit and vegetables so that they grow at a healthy and steady pace.

### **Related websites/resources:**

Wiggles dancing song - <http://www.youtube.com/watch?v=-SFky2VFhVE>

## **COMMUNICATION AND LANGUAGE–**

This term, we will listen to stories without pictures or props in order to develop our focus and attention. We will continue taking part in listening activities to help sharpen our listening skills. When communicating with both peers and adults, we will be encouraged to listen and respond to the ideas expressed by others in conversation and discussion. We will also be encouraged to use complete sentences when expressing our needs and wants to our teachers and friends. We will also be trying to answer 'how' and 'why' questions in English.

### **How you can support at home:**

- Try to learn some English words along with your child, so that you can support them and learn together.
- Encourage your child to use words instead of actions when solving problems and when expressing what they want or need.
- Encourage your child to tell stories using actions and props.

**Related websites / resources:** British Council Website - <http://learnenglishkids.britishcouncil.org/en/>

## **EXPRESSIVE ARTS AND DESIGN**

We are going to develop creativity this term by exploring art, music and dance in many ways. We will be expressing our thoughts and feelings through movement, and also try to match movements to the music and sounds that we hear. We will be working with more instruments and following rhythm and beats. We will use different types of brushes, colour mixing and printing to develop their individual styles and preferences.

### **How you can support at home:**

- Encourage your child to be creative by drawing, painting, dancing and singing as much as possible
- Ask your child to express preferences and opinions about images that they see, and music and sounds that they hear
- Use anything you can find around the house to 'be creative'! This could be scraps of old newspaper or materials; stones for collaging; cups and spoons for music-making. The possibilities are endless!
- Play different types of music at home and ask what instruments they can hear.

### **Related websites/resources:**

Interactive Colouring Pages <http://www.coloring.com/>

Purple Mash Website <http://www.purplemash.com/>

Busy Things <http://busythings.co.uk>

## MATHEMATICS

In Mathematics this term, we will be continuing our work learning about numbers. This will include counting to and across 100, forwards and backwards from any given number. We will be learning to read and write numbers, as both numerals and words. We will also learn to count in 2s, 5s and 10s. We will also read, write and interpret mathematical statements involving addition (+), subtraction (-) and equals (=) signs.

We will also begin to learn about measurement. We will learn about length, mass and capacity. The children will compare and describe different measurements using the correct terminology e.g. full, empty, half full, longer, shorter, heavier, lighter. We will then start to measure objects and record our findings.

### How you can support at home:


- Play board games.
- Practice counting in different ways, e.g. forwards, backwards, in 2s, 5s and 10s.
- Sing number songs.
- Demonstrate how we use measurement during cooking.

### Related websites/resources:

Topmarks Interactive Website -

<http://www.topmarks.co.uk/Search.aspx?Subject=16&AgeGroup=1>

ABCYA Website - <http://www.abcya.com/>



## LITERACY – English

This term, we will focus on different stories about animals. We will base our literacy activities around each of these stories. We will sequence pictures and write sentences, draw story maps, describe characters and role play stories with our friends. We will continue to focus on handwriting this term, particularly focusing on using the correct pencil grip to help us form letters correctly.

Speaking and listening will also be a focus this term. We will continue to take turns when recording the register in the mornings to help us develop speaking in front of a group. We will also begin to have 'Show and Tell' time where we will have time each week to share our thoughts and ideas about a specific topic. Teachers will write the topic for the following week in diaries and on the blog so that there is time to prepare.

We will continue to learn different strategies to help support our reading ability. We will discuss the characters and settings in each story in order to help us retell the story in our own words. We will also be encouraged to ask and answer questions about the story, helping us to make sure we understand what we have read.

Every morning we will break up into our phonics groups to continue to build our knowledge of letters and their sounds. This knowledge helps us to decode unknown words when reading and writing.

### How you can support at home:

- Play games such as 'I Spy'.
- Read EBB books at home.
- Read library books at home.
- Practice writing the alphabet/name/sentences/stories.

### Related websites/resources:

Jolly Phonics Songs - <http://www.youtube.com/watch?v=eCjJYB07aSU>

Phonics Play Website - <http://www.phonicsplay.co.uk/ChildrensMenu.htm>

We do hope that the above information will be useful for you when supporting your child with their homework and discussing his/her learning. Should you have any further questions please contact your child's class teacher.