



NORD ANGLIA  
INTERNATIONAL SCHOOL  
HONG KONG

# Welcome to Reception

## Nord Anglia International School, Hong Kong





# Welcome to NAISHK – 1 school 3 campuses





# NAIS Executive Leadership Team



**Mr B Cooklin**  
Principal



**Mrs S Harley**  
Assistant Principal and Head of  
Campus Lam Tin



**Mrs Emma Coleman**  
Head of Campus Sai Kung



**Mrs N Charlier**  
Director of Teaching and  
Learning



**Mr D Sheehan**  
Head of Pastoral



**Mr E Fielding**  
Deputy Head of Primary



**Miss R Hanson**  
Head of Campus Tai Tam



# Leadership in the Sai Kung Campus

---




Head of School  
Emma Coleman



Head of Nursery  
Gemma Hughes



Head of Reception  
Anastassja Fletcher



Head of Year 1  
Emma McGinty



# Class Allocations

Each child has been allocated a class - Each class has a class teacher and dedicated TLA.





# Reception Teaching Team


---



Reception A – Seahorses  
Clare Cunningham



Reception B- Dolphins  
Anastassja Fletcher  
Head of Year



Reception C - Turtles  
John Weizner



# Specialist Teaching



Mandarin – Daily  
Art and Drama – Mondays  
Music and PE – Tuesdays  
and Wednesdays





# Parent Teacher Association (PTA)



## Key Dates:

- Welcome back party 2019
- Tapestry evening and drinks on the roof

# House System



**Mr Scrivener**



**Mr Kilgallon**



**Mr Reid**



**Mr Malone**

- The Houses are named after castles in the UK.
- All pupils are allocated a House and will remain with that House throughout their time at NAIS. Siblings are allocated the same House.
- Each House is looked after by a Head of House and a House Captain.



# House Events and Competitions




There are lots of House Events throughout the year:

- STEAM challenges
- Sports Day
- Books and buns!
- Singing competition

# The EYFS at Nord Anglia International Pre School

## Ethos, Values, Philosophy





# The EYFS at Nord Anglia International Pre School


## Teaching, Learning, Curriculum

Children follow EYFS Framework and an adapted Curriculum based on Development Matters

Children learn through play in a free flow environment where they mix with the other classes

Children are taught specific skills

Children have specialist lessons – teachers build on these skills in play



# The EYFS at Nord Anglia International Pre School

## What level do pupils start at?

Children join us with a range of skills and knowledge and at different starting points.

In the first few weeks of term our teachers will spend time getting to know your children and understanding where they are in their learning.

They will use this knowledge to plan learning that addresses the needs of all pupils in the class.

Development Matters age bands

What to expect, when document





# The EYFS at Nord Anglia International Pre School

## The Early Learning Goals



# The EYFS at Nord Anglia International Pre School

## Characteristic of Effective Learning

### ■ **Playing and Exploring - Engagement**

- Finding out and exploring
- Playing with what they know
- Being willing to 'have a go'

### ■ **Active Learning – Motivation**

- Being involved and concentrating
- Keeping trying
- Enjoying achieving what they set out to do

### ■ **Creating and Thinking Critically – Thinking**

- Having their own ideas
- Making links
- Choosing ways to do things





# Reception Timetable

	Monday	Tuesday	Wednesday	Thursday	Friday
8.40 – 9:00	P4C Register with Maths Calendar Assembly	P4C Register with Maths Calendar Library	P4C Register with Maths Calendar Objective Carpet	P4C Register with Maths Calendar Objective Carpet	P4C Register with Maths Calendar Objective Carpet
9:00 – 9.30	Drama	Music	Busy Learning	Busy Learning	Busy Learning
9.30 – 10.00	Art	P.E.			
10.00 – 10.15	Break Time				
10.15 – 10.30	Snack	Snack	Snack	Snack	Snack
10.30 – 11:00	Mandarin	Mandarin	Busy Learning	Busy Learning	Busy Learning
11:00 – 11:30	Busy Learning	Busy Learning	Phonics	Phonics	Phonics
11.30 – 12.15	Lunchtime				
12.15 – 12.30	Objective Carpet	Objective Carpet	Music	Mandarin	Story Acting
12.30 – 2:00	Busy Learning	Busy Learning	P.E.	Busy Learning	Busy Learning
			Mandarin		
			Busy Learning		Mandarin (1:30 – 2:00)
2:00 – 2:05	Tidy Up Time				
2.05– 2.30	Phonics Book of the Week	Book of the Week (Makaton)	Maths Meeting Book of the Week	Maths Meeting Book of the Week	Maths Meeting Book of the Week
2.30 – 2.45	Home Time and Buses				

# What Learning Looks Like




- Children lead the learning and the adults guide and facilitate.
- Enhance classroom provision and design carpet sessions to meet children's next steps as well as children's interests.
- Adults interact with children during their play to deliver weekly objective, add challenge and ensure all seven areas of learning are covered.



# What Learning Looks like - Enhancing the environment

We select a focus objective for the week e.g. repeating patterns, and then plan activities and enhancements that the children can choose to engage with. Adults interact with the children to support and challenge them.



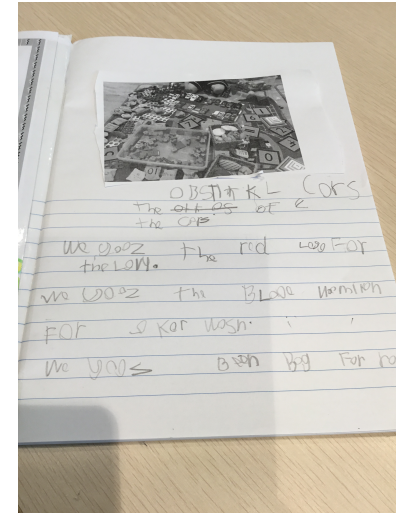



# What Learning Looks Like – Child-Led Interactions

During Busy Learning adults interact with children to develop their play to ensure it is challenging for the child and covers lots of areas of the curriculum.



# What Learning Looks Like - Interactions





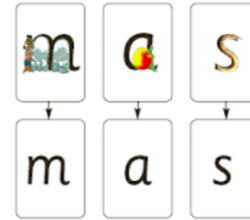
# Literacy in Reception



Book of the Week



Phase 1



Phase 2




Phase 3



Phase 4


## Phonics



Home Reading Books




Story Scribing




Literacy During Play

# Mathematics in Reception



Morning Maths



Maths During Play



Development of  
Number Skills  
during carpet  
sessions



# Mandarin

- Through story re-telling, role play, songs, rhymes, games, art and exploration, Reception children will.....
- Chinese Culture
  - demonstrate knowledge, understanding and appreciation of Chinese culture and language.
- Speaking
  - Engage in conversations, provide and obtain information, express feelings and emotions and share opinions in Mandarin.
- Writing
  - show an awareness that Chinese characters are formed by strokes and understand that Chinese characters are evolved from pictures.
  - recognise some familiar basic characters, such as colours
  - develop curiosity about Chinese characters and become aware of the differences between English and Mandarin.





# Induction into school for Reception

- Children currently in our nursery will experience activities to support their transition

- Playing in Reception play space and new teachers come down to play and read stories in Nursery
- Social Story about moving up to Reception

## Day 1

- Children new to Nord will be accompanied by parents for a 'Stay and Play' session.
- Small groups of children in timetabled slots

## Day 2

- Children moving up from our nursery and children new to Nord both start with a half day (given morning or afternoon slot).
- Recommend children to be dropped off by parents

## Day 3

- All children to have their full first day
- Those finding it harder to settle can still stay half day or be collected after lunch.
- All children can start using the bus service if desired.



# Preparing your child for Reception

- Feeding and dressing themselves independently (practise with uniform)
- Talk about how they will be moving classes/schools soon
- Read the story about coming to Nord Anglia Sai Kung (email or sent home soon)
- Continue to read stories to your child at home
- Play with and talk to them (in your home language)
- Prepare a change of clothes to be kept at school for accidents
- Hat, mosquito repellent and sun cream to play outside
- Make children aware that their own toys need to be kept at home (even a comforter)





# Eating at School

## Packed Snack and Lunch

- Children will need a container for snack, a container for lunch and a water bottle.
- Please ensure their belongings are labelled.
- Cut food to appropriate size to minimize chances of choking e.g. grapes in half and sausage in small parts.
- We want to promote a healthy and balanced diet.
- We ask for children to not bring in sweets, chocolate and fizzy drinks as part of their snack/lunch.
- No nuts, including Nutella
- We also promote eco-friendly practices for snack/lunch.
- Choose snack/lunch items without single use plastic ('naked lunch').



# Homework

- No Homework
- Play!
- Use Tapestry
- Reading and sharing books
- Teachers comments in Reading Records



# Extra Curricular Activities (ECAs)

- We offer a wide range of ECAs for Reception (after Christmas) from sports and creative activities to multi-sports, language, Lego and beading.
- Our teachers lead these clubs from 3.00pm to 3.45pm - free of charge.
- No buses for ECAs
- Sign up information on Firefly






# Reporting to Parents

We understand the importance of sharing your child's progress and achievements with you. Tapestry is crucial for this.

- October - a Parents' Evening (a 1:1 meeting with your child's teacher)
- December – Mid Year Report
- February/March - a Parents' Evening (a 1:1 meeting with your child's teacher)
- June – an End of Year written report.

Parents are always welcome to arrange additional meetings if they are worried or have any concerns they wish to share. Likewise, if we have any concerns we will contact you and invite you in for a discussion.




# Reporting to Parents

Parents are encouraged to communicate with their class teacher using email.

Staff check email regularly but not always during the teaching day. Urgent communication should be addressed by phone call to the School Receptionist such as changes to pick ups.

Changes to bus arrangements please notify the school receptionist, your child's class teacher as well as the bus company.



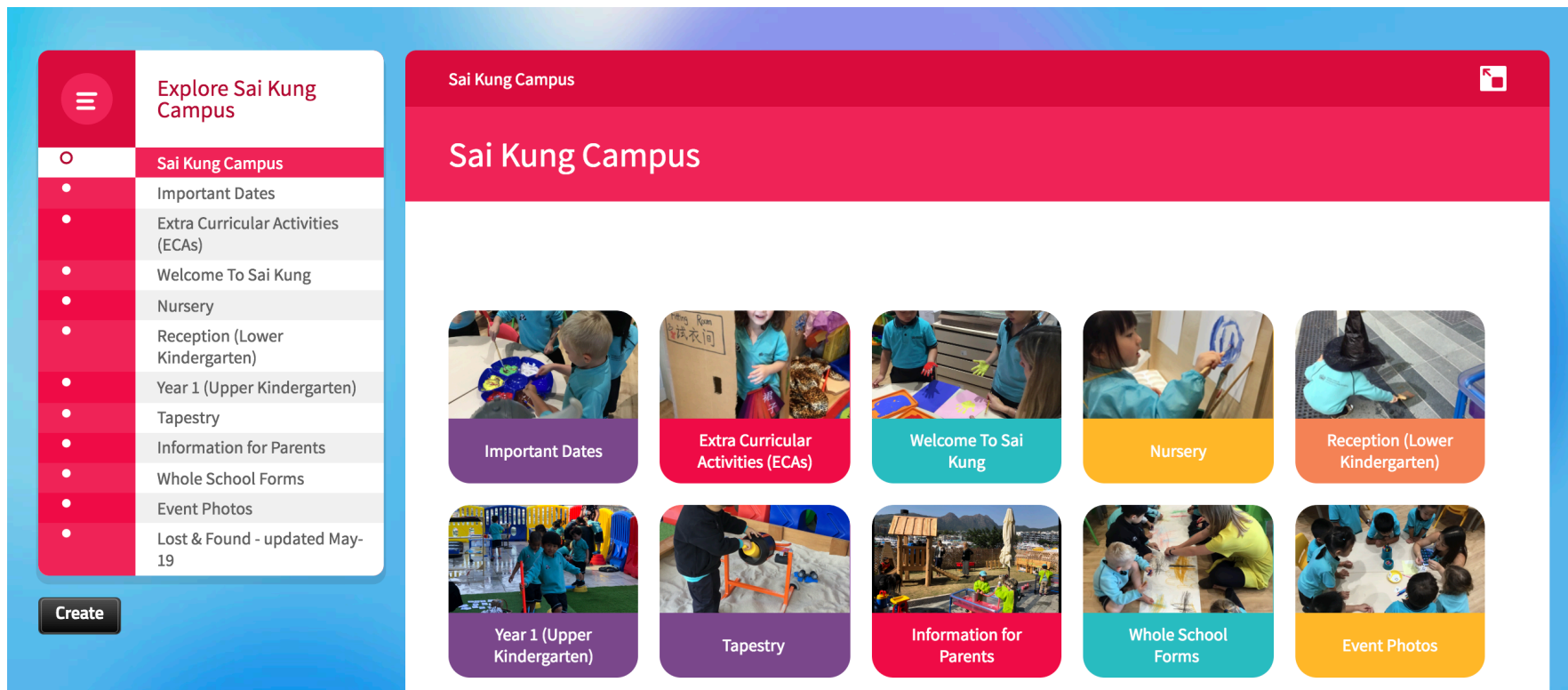
# Tapestry – your child's online learning journey

- Learning through play
- Developmental leaps
- Linked to Development Matters Statements
- Linked to Characteristics of Effective Learning
- What to do with the observations – share and celebrate!
- Parents Comments on Teacher observations – so important
- Parent Observations too
- Reports
- Tapestry Evening in September





- Key information eg contact details
- ECA sign up
- Blogs
- Curriculum Information
- Whole school forms
- Event photos and videos
- Workshop information





**WELCOME TO NAIS!**

Facebook: /NAISHongKong  
Twitter: @NAISHongKong