

How to Make a Pirate Stew

10 On a misty, stormy morning, there is nothing better to
20 warm your bones than a hearty bowl of pirate stew.

23 You will need:

29 • Fifteen shells from slimy sea snails

35 • A big glug of salty seawater

40 • One bunch of slippery seaweed

43 • Two shark's eyeballs

49 • The front tooth of an octopus

53 • A large, metal pot

61 • A grubby, wooden leg to stir it with

64 What to do:

73 1) Throw all of the nasty supplies into the pot.

84 2) Place the pot onto a raging fire and leave it to
95 bubble and boil for three and a half days. Stir it
105 with a wooden leg to get rid of any lumps.

117 3) Slop it into bowls and try your best not to be seasick.



1. Number these instructions from 1 to 3 to show the order they must happen in.

Stir the mixture with a wooden leg.

Throw the supplies into a pot.

Put the stew into bowls.



2. Which two adjectives has the author used to describe what a morning can be like?



3. Why do you think the author says, 'Try not to be seasick.' as an instruction?



4. How many shells from sea snails do you need for the recipe?

How to Make a Pirate Stew

10 On a misty, stormy morning, there is nothing better to
20 warm your bones than a hearty bowl of pirate stew.

23 You will need:

29 • Fifteen shells from slimy sea snails

35 • A big glug of salty seawater

40 • One bunch of slippery seaweed

43 • Two shark's eyeballs

49 • The front tooth of an octopus

53 • A large, metal pot

61 • A grubby, wooden leg to stir it with

64 What to do:

73 1) Throw all of the nasty supplies into the pot.

84 2) Place the pot onto a raging fire and leave it to
95 bubble and boil for three and a half days. Stir it

105 with a wooden leg to get rid of any lumps.

117 3) Slop it into bowls and try your best not to be seasick.



1. Number these instructions from 1 to 3 to show the order they must happen in.

2 Stir the mixture with a wooden leg.

1 Throw the supplies into a pot.

3 Put the stew into bowls.



2. Which two adjectives has the author used to describe what a morning can be like?

misty and stormy



3. Why do you think the author says, 'Try not to be seasick.' as an instruction?



Accept any sensible justification linked to the fact that the stew is disgusting, e.g. because the pirate stew is horrible and anyone who eats it might feel sick.










4. How many shells from sea snails do you need for the recipe?



fifteen





Kassim and the Greedy Pirate's Treasure Story Map





Once   The Seas Secret.




  Unfortunately  .



  Every day, .




Every day,  Every day, .


Now  !   and




    Tell me " " "






  but unfortunately, .

First,  but  and

Next,  but  and .

After that,  but " " and

Finally,  " " The  .

That night,     .

Column Subtraction (No Exchanging)

a.				b.				c.				d.				e.			
	3	3			2	5			1	6			2	7			2	9	
-	1	1		-	1	3		-	1	0		-	1	6		-	1	2	
f.				g.				h.				i.				j.			
	2	6			3	2			2	9			4	2			2	7	
-	1	3		-	2	0		-	1	4		-	1	2		-	2	3	
k.				l.				m.				n.				o.			
	2	7			3	8			4	8			3	3			3	9	
-	1	2		-	2	7		-	3	6		-	1	3		-	2	1	
p.				q.				r.				s.				t.			
	4	6			5	8			6	3			7	6			5	9	
-	2	2		-	2	5		-	3	1		-	5	5		-	3	7	
u.				v.				w.				x.				y.			
	8	4			7	6			6	7			5	8			8	5	
-	6	0		-	4	5		-	4	4		-	3	6		-	5	2	

Column Subtraction Answers

a.				b.				c.				d.				e.			
	3	3			2	5			1	6			2	7			2	9	
-	1	1		-	1	3		-	1	0		-	1	6		-	1	2	
	2	2			1	2				6			1	1			1	7	
f.				g.				h.				i.				j.			
	2	6			3	2			2	9			4	2			2	7	
-	1	3		-	2	0		-	1	4		-	1	2		-	2	3	
	1	3			1	2			1	5			3	0				4	
k.				l.				m.				n.				o.			
	2	7			3	8			4	8			3	3			3	9	
-	1	2		-	2	7		-	3	6		-	1	3		-	2	1	
	1	5			1	1			1	2			2	0			1	8	
p.				q.				r.				s.				t.			
	4	6			5	8			6	3			7	6			5	9	
-	2	2		-	2	5		-	3	1		-	5	5		-	3	7	
	2	4			3	3			3	2			2	1			2	2	
u.				v.				w.				x.				y.			
	8	4			7	6			6	7			5	8			8	5	
-	6	0		-	4	5		-	4	4		-	3	6		-	5	2	
	2	4			3	1			2	3			2	2			3	3	

Scientific Vocabulary Mat




stretchy



wood



absorbent



waterproof



dull



shiny



not bendy



soft



glass



metal



water



rock



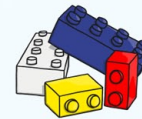
not waterproof



not absorbent



smooth



plastic




materials



opaque



hard



rough



stiff



bendy



transparent