

Wednesday 9 June 2021

# Transition from Key Stage 2 to 3

**By Emma James**

**Assistant Head teacher (Pastoral)**



# Introduction to Secondary

How do we help students make a successful transition to the Secondary School?

This evening...

- Supporting your children in Year 7.
- Insight into Key Stage 3.
- Building on foundations.





# Our Promises in Secondary

Warm Welcome

Exciting Experiences

Academic Achievement

# Organisational Structure

---

## Assistant Head teacher

Ms. James



## Head of Year - Head of Year 7

Mr Kyle Moffett



## FT – Form Tutors

(first point of contact for parents)

Form Groups:

7B, 7I, 7S, 7P

---



# Form Tutor and Head of Year Roles

- Regular **contact** with students.
- Building **relationships**.
- Progress **tracking**.
- Structured and productive **registration** time.
- Year **assemblies** each week.



# Subject Teacher Role

- Personalised learning.
- Regular contact with students.
- Regular feedback to students.
- Setting of subject homework (ODIN & set times).
- Independent Learning Records to students and parents.



# The Transition from Primary to Secondary

# Year 7 testimonials – What I have enjoyed the most ...

- I enjoy PE and STEAM as we can make things.
- Meeting old friends.
- Hanging out with friends at break and lunchtime.
- I enjoy the 'Fab Lab' and English as we can listen to poems.
- Art and swimming lessons.
- We can go to use the library at break.
- Helping out at with primary school events.
- I learn a lot!
- We can work at our own level.
- The uniform.
- Getting involved in the school play.
- Having homework spread over each day.
- Routines.
- New lessons that I didn't have in Primary.
- Having lots of friends.
- Meeting new teachers.
- Being part of a community.
- The freedom!



# Three Main Pieces of Advice

---

- Be organised
- Be proactive
- Ask for support

Sounds simple enough - but how do you do this?

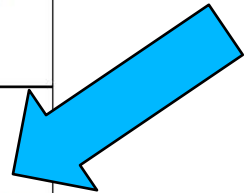
---



# New Subjects

# Year 7 Timetable

	Mon	Tue	Wed	Thu	Fri
1	Ms Mahay Mathematics S165	Ms Garcia Spanish S355	Ms Liu Mandarin S261 Homework set for tonight	Mr Moan English S204 Homework set for tonight	Mr Devonish Physical Education SSH
2	Ms Weston Science S320	Ms Massey Geography S309 Homework set for tonight	Ms Mahay Mathematics S165 Homework set for tonight	Mr De Sousa Drama S209	Ms Coong Science S326 Homework set for tonight
3	Mr Laverick Music P104	Ms Liu Mandarin S261	Mr Sherlock Art S335	Mr Brown STEAM HC2	Ms Mahay Mathematics S165 Homework set for tonight
4	Mr Moan English S204 Homework set for tonight	Ms Mahay Mathematics S165	Mr Moan English S204	Mr Beechey History S306	Mr Moan English S204
5	Ms Massey Geography S309	Mr Beechey History S306 Homework set for tonight	Mr Devonish Physical Education SSH	Mr Brown STEAM HC2	Ms Liu Mandarin S261
6	Ms Garcia Spanish S355	Mr Devonish Physical Education SSH	Ms Weston Science S320	Ms Garcia Spanish S355 Homework set for tonight	Mr Laverick Music S222



# KS3 Lessons

## Key Stage 3 Subject Options

Number of Lessons					
Subject	Year 7	Year 8	Year 9	Notes	
English / English as an Additional Language (EAL)	4	4	4	Classes are set according to the ability and needs of the student.	
Mathematics	4	4	4		
Geography	2	2	2		
History	2	2	2		
Science	3	3	3		
Computer Science	1	2	1		
STEAM	1	-	-		
Art	1	1	2		
Music	2	2	1		
Drama	1	1	1		
Mandarin	3	3	3	Beginner, intermediate, advanced, near native and native classes	
Modern Foreign Languages	EAL	3	3	3	Students who join us needing extra help with English do this as their MFL option.
	French	3	3	3	
	German	3	3	3	
	Spanish	3	3	3	
	Native Korean	-	-	3	
Native Dutch Students who are part of the Native Dutch programme	5	5	5	Native Dutch is taken instead of Mandarin or a Modern Foreign Language. This choice may be dependent on student numbers. Students also study Dutch History	
Physical Education	3	3	3		

Please note: Each lesson above is 55 minutes in length.



# New Subjects

## What is different from Primary?

- No singing or themed learning
- Golden Time
- Computer Science
- STEAM
- Drama
- Science - Physics, Chemistry & Biology
- Art
- History
- Geography
- Music Technology

# New Subjects

## Languages

- EAL (No MFL)
- Chinese
- Dutch
- MFL - German, French, Spanish



# New Routines

# New Routines

## What is different from Primary?

- Movement between lessons
- Lockers/books home
- Homework
- Lunch and Break time
- Daily Bulletin/ODIN (no Seesaw)
- iPads
- Organisation
- Planners



# New Routines

Form time: 8.25am to 8.50am (If you arrive early you can go into your form room from 8am)

Different activity each day during registration

Example:

- Monday – Year 7 Assembly
- Tuesday – Teacher led activity (PSHE)
- Wednesday - Reading
- Thursday – Admin day – planner signing
- Friday - Quiz Day

# Absence

---

- Important information missed
- Homework not explained
- Examinations/assessments may be missed
- Exciting experiences missed
- Opportunities for deeper learning lost

What to do if your child is absent:

Your parent must email your form tutor and

[bpx.secondaryabsence@bisspuxi.com](mailto:bpx.secondaryabsence@bisspuxi.com)

---

# Daily Report

Lesson Summaries and Homework



ODIN

Monday 2 September 2019

Lesson Summaries and Homework for

Welcome to our ODIN system for delivering emails each day with information about daily lessons and homework for each individual student.

By default, we send these messages to the contact email addresses we have on file. If this address is not one we should have, then please let us know. Also, if you don't want to receive ODIN emails at this address, please let us know. Email [odin@bisspuxi.com](mailto:odin@bisspuxi.com) and we'll make the corrections.

We hope you enjoy reading about what's going on in lessons. Best wishes.

## Lessons

### Lesson 1: Mathematics with Mr Turner

In today's lesson year 7 learnt how to use an algebraic formula

### Lesson 2: Spanish with Ms Garcia

Today we have learnt to use the verb 'tener' to say our age and how many siblings we have.

### Lesson 3: History with Ms Kernaghan

Students assessed how we have different interpretations of sources

### Lesson 4: Drama with Mr De Sousa

Students looked at three features of creating a character: voice, movement and facial expressions.

### Lesson 5: English with Mr Sillett

STEAL is a way of remembering how writers create characters: speech; thoughts; effects on others; actions; looks. After completing a STEAL analysis of The Highwayman, we wrote short statements about what kind of character the hero of our poem might be.

### Lesson 6: Geography with Ms Bonner

Students completed an activity designed to practice their map symbols. They drew a sketch map of an imaginary landscape, then added missing map symbols to their sketch with a key below.

## Homework

### Mathematics (due on Wed 4 Sep)


Complete question 1 on page 35 of homework book also complete questions 1, 2 and 3 on page 37. Full working out needs to be shown.

### Spanish (due on Wed 4 Sep)

Complete p.4 from your workbook and learn all the new words. If you finish early, write down a dialogue -like the one on the last exercise from your workbook- between two people of your choice.

# Keeping up-to-date

1. Website for calendar and information.
2. Schools buddy for ECAs and SPTCs (Student Parent Teacher Conference).
3. WeChat for each Year group.







# Rewards and Homework Changes

# Myself and My School Project

## Myself and My School Project

From the following list you need to choose at least 4 items to complete. You can present this on a poster or as a booklet. All students must complete the first item on the list and choose at least 3 more. You may choose more if you wish but you should not be spending more than 30 minutes on your homework each night.

You will be able to complete this during form time this week and also as part of your homework for the first two weeks. You will not get any homework in your lessons for those two weeks as you will be expected to spend 30 minutes after school each day working on your project. There will be Principal's commendations for the best projects.

Choose 4 of the items below	Tick when complete
Design a personal shield to represent yourself.	
Interview one of your classmates about how they are finding the transition to secondary school.	
Make a family tree.	
Make a fact file about the country you are from.	
Make a timeline of major events that have happened in your life since you were born	
Discuss the things you are excited about in secondary school, using a language that is not English.	
Compare the sports that are widely played in your home country with the sports that are widely played in China.	
Highlight on a map all of the countries you have visited in your life.	
Research and compare the populations of your home country and China.	
Make a map of the school.	
Make a graph representing the different nationalities in your class.	
Design an advertisement to promote travel to your home country.	
Choose one subject and summarise what you have covered in lessons in week 1.	
Compose a poem on one of the following subjects: 'Myself', 'My home country' or 'How I feel about starting secondary school'	

Settling into  
homework



# Myself and My School Project



Settling into homework

# Homework Changes

## Things to remember...

- 2 pieces of homework a night - when should I do it?
- 25-30 minutes per piece.
- Follow a homework timetable.
- ODIN email to parents and students.
- Planner for recording ad parents to check.

# Planner

Week Beginning 14/01/19

**Maths Test on Monday!! Prepare, no calculator**


PE - Basketball


MON 14 <sup>th</sup>	DUE	DONE
Maths	Thu 17 Jan 19	✓
Science	Tue 15 Jan 19	✓
TUES 15 <sup>th</sup>	DUE	DONE
Language (Mrs Brown)	Thurs 17 <sup>th</sup>	✓
English (Mrs P)	Fri 18 <sup>th</sup>	✓
WED 16 <sup>th</sup>	DUE	DONE
Geography	22 <sup>nd</sup> Jan	✓
History	21 <sup>st</sup> Mon Jan	


PE - Basketball

THURS 17 <sup>th</sup>	DUE	DONE
Maths		
English (Mr Thompson)	Thurs 25 <sup>th</sup> Jan	✓
FRI 18 <sup>th</sup>	DUE	DONE
Music		
Mandarin	Mon 22 2019	✓

COMMENTS

PARENT SIGNATURE 

FORM TUTOR SIGNATURE 





# Rewards...

1

**Merits**

2

**Head of Year  
commendation**

3

**Headmaster's  
Commendation**

4

**Principal's  
Commendation**

5

**Awards  
Ceremonies**



# Uniform



# Uniform

## A few changes ...

- Long trousers or shorts for boys.
- Skirt (*Just above the knee*), shorts or trousers for girls.
- Smart dress - boys must tuck shirts in.
- Black or grey socks
- White collared shirt and tie - top buttons closed.
- **Smart black leather school shoes (no trainers or canvas shoes).**
- No coats or hoodies to be worn in school.
- No headphones to be worn.
- No hair accessories/1 stud earring in each ear (girls only).
- No hair dye or unusual hair styles.
- No make up or nail varnish/extensions



# Sports and Other Activities



# Sports and Other Activities

By (Zander and Zahra)

During lunch/break/before and after school...

- ECAs
- Games club
- Library
- Football field
- Music
- FOBISIA/basketball
- Nord Anglia Games
- MUN
- Music scholarships
- Basketball
- Swimming
- Orchestra
- BISS Talks
- Performances (e.g. Seussical)

# FOR PE LESSONS

- School PE shorts or tracksuit trousers
- White school PE T-shirt
- House T-shirt
- School PE fleece or hoodie (optional)
- PE kit bag
- School baseball cap (optional)
- Girls: one-piece swimsuit and swimming hat
- Boys: swimming trunks and swimming hat (no long shorts)





# Activity week - Yangshuo





# Activity Week in Yangshuo

At the end of the school year, students take part in a residential trip.

What do we do?

- Stay in a guest house and hotel
- Table tennis
- Pool table
- Cycling
- Kayaking
- Tai Chi
- Cooking class
- Hiking
- Abseiling
- Raft building
- Caving
- Rock climbing
- BBQ



# Key Messages – What to remember

---

- Range of subjects.
  - Specialist teachers.
  - Parent to planner.
  - Meeting homework deadlines.
  - Timetable.
  - Absence.
  - Arranging transport/dropping off at school/riding a bike (helmet).
  - Parents away for home - unaccompanied student form.
-

# Year 7 Mandarin

Questions emailed Fiona McConnon or Alex Cattell

[Fiona.Mcconnon@bisspuxi.com](mailto:Fiona.Mcconnon@bisspuxi.com) or [alexander.cattell@bisspuxi.com](mailto:alexander.cattell@bisspuxi.com)

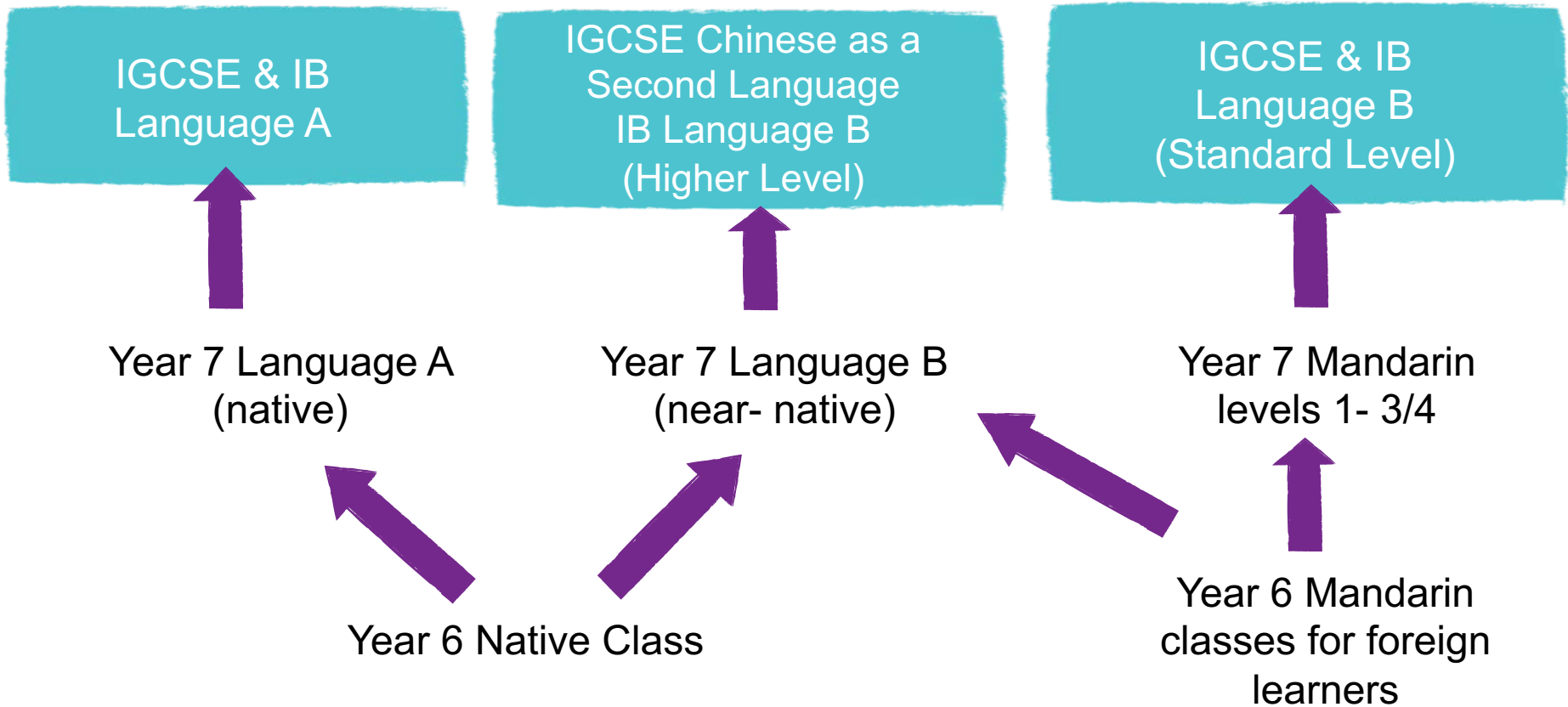
夏老师

# Year 7 Mandarin – what is different?

## 3 Different Pathways

- Chinese as a First Language (native)
- Chinese as a Second Language (near-native)
- Chinese as a Foreign Language

*For students learning Chinese as a Foreign Language, we have a number of different levels.*



# Native and Non-Native Mandarin Pathways



# Year 7 Mandarin – what is different ?

## Non-Native Programme

- HSK exams embedded into the curriculum.
- Passport Project.
- Engaging projects done in Level 2 and above programmes.

# Passport Project – 10 Tasks Around Shanghai

## Practical tasks: building confidence

- Buying a drink / a meal in a restaurant.
- Going in a taxi.
- Shopping for fruit and vegetables in the market.
- Bargaining for items (e.g. clothes / jewellery/ gifts).
- Asking for directions.
- Buying a ticket or an item in a shop.

# Passport Project – 10 Tasks Around Shanghai

## Creative tasks: an example

- Greet the waiter 问候服务员
- Order a drink for yourself 为自己点一杯喝的
- Order a drink for someone else 为别人点一杯喝的
- Ask one other question / give one more piece of information 多问一个问题
- Ask how much it is and pay 问多少钱，付钱



# Advantages of the Passport Project

---

1

## Video content

Videos of you speaking outside school are submitted and these become your summer oral test.

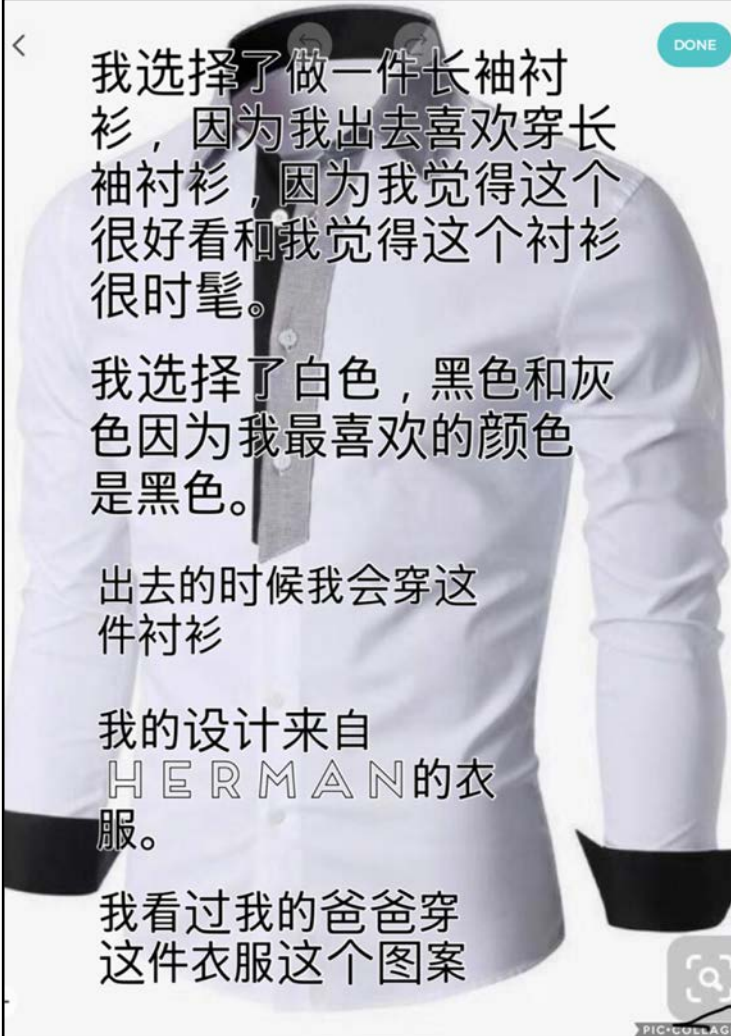
2

## Reflection

You reflect on what you did well and in which areas you need to improve..

---

# Projects done at Level 2 and above



<

DONE

我选择了做一件长袖衬衫，因为我出去喜欢穿长袖衬衫，因为我觉得这个很好看和我觉得这个衬衫很时髦。

我选择了白色，黑色和灰色因为我最喜欢的颜色是黑色。

出去的时候我会穿这件衬衫

我的设计来自  
HERMAN的衣服。

我看过我的爸爸穿这件衣服这个图案

PICCOLAGE

## My trip to HongQiao Pearl Market

I felt like I learnt some new often used words like 'both'. I also felt like I got a final 'grip' of my vocabulary surrounding clothes and bargaining. I thought my Mandarin skills were going to be lacking during the conversation but realized with few notes and they colors you can get pretty far in this scenario. I believe this type of conversation is very important for reaching your full potential as you will get more comfortable with the language and use of words. I realized that questions are never going to be asked the same as you have learnt them but the key words will stay the same, this indicates how significant the key vocabulary is both in writing, listening, reading and oral. I feel like the bargaining part was the most fun and significant as this may be used in various scenarios. I think it is important to get a feeling of the 'sound' of a native Mandarin speaker and their 'rhythm' to learn what pace they go at and how different words and vocabulary actually sounds in a quick paced environment with you and in this case a tailor.



**Thank you :)  
Questions?**





