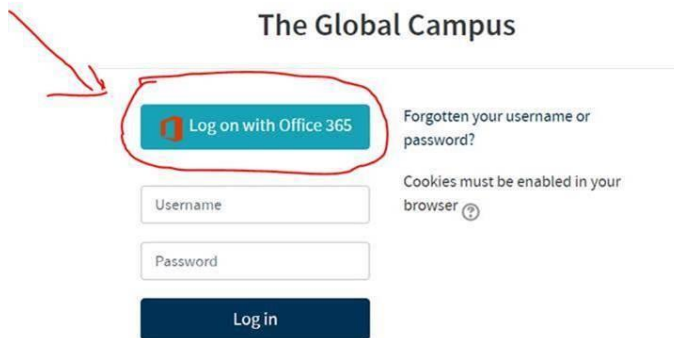


Global Campus

How to log in to Global Campus

1. Go to <https://globalcampus.nae.school/login/index.php>
2. Click "Log in with Office 365"



The Global Campus

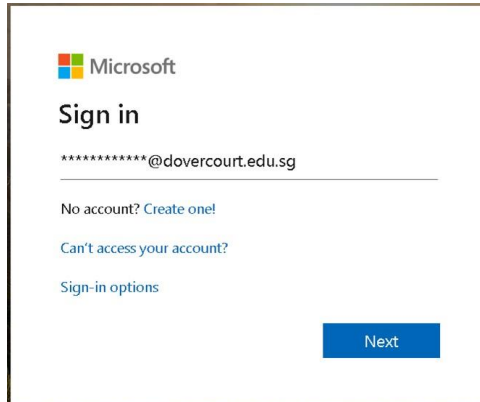
[Log on with Office 365](#) [Forgotten your username or password?](#)

Username [Cookies must be enabled in your browser](#) ?

Password

Log in

3. Input user name, this follows the format [firstname surname@dovercourt.edu.sg](#)



Microsoft

Sign in

*****@dovercourt.edu.sg

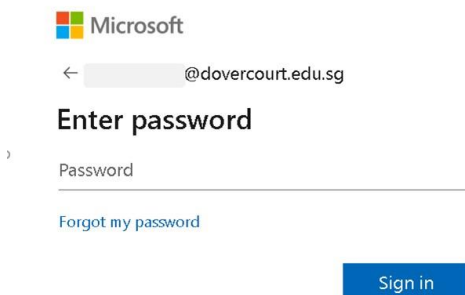
No account? [Create one!](#)

[Can't access your account?](#)

[Sign-in options](#)

Next

4. Input password, followed by clicking Sign in



Microsoft

← @dovercourt.edu.sg

Enter password

Password

[Forgot my password](#)

Sign in

5. You will now be redirected to the Global Campus website where you are logged in and ready to explore!