



NORD ANGLIA INTERNATIONAL
SCHOOL HONG KONG
A NORD ANGLIA EDUCATION SCHOOL

Different Learning Styles


Mariam Khalik (mariam.khalik@nais.hk)

Jane Henderson (jane.henderson@nais.hk)

Thursday 15th January 2015



How did you learn at school?



One size fits all does not work

Example of learning spelling – rote learning vs. using magnetic letters and mnemonics



What is your learning style?

- You can find out by filling out this questionnaire.
- Your 5 minutes starts Now!

<http://www.online-stopwatch.com/eggtimer-countdown/full-screen/>

MK



Results

- If you chose mostly A's you have a **VISUAL** learning style
- If you chose mostly B's you have an **AUDITORY** learning style
- If you chose mostly C's you have a **KINAESTHETIC** learning style

MK



Visual learners –

Need pictures to support their recall e.g. giving directions is no good, a diagram is needed

Visual timers – like the example we showed you

Coloured pens/highlighters

Coloured timetables

Illustrations

Learning maths – number lines, objects, numicon, board games, smart board, ipads

DEMO numicon

Revision

Post it notes all over house as reminders

Note taking

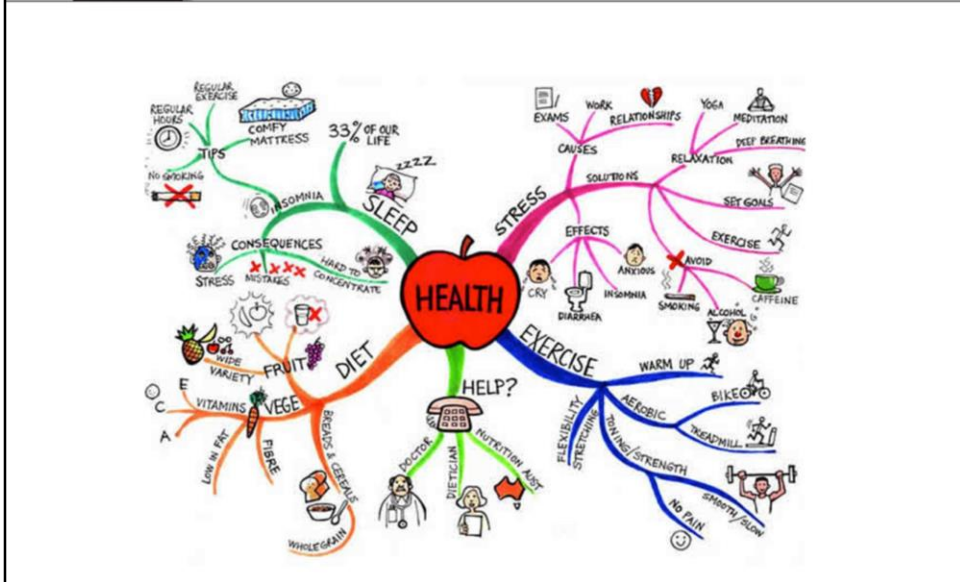
Watching tv programmes

In the classroom - Using smartboard/tv/demonstrations helps

Flashcard maker programmes on ipad/PC

Highlighting information in different colours

Visual Learners




Mind maps – help pupils ‘see’ links between items.

Pictures act as ‘hooks’ to help recall things. The more ‘hooks’ you have, the easier it is to recall things.

Mental images can act as ‘hooks’.



Auditory Learning



Auditory learners – links to sounds

Recorded notes/stories

Listening to others talking

Mnemonics that they can say and recall

Revise out loud

Talking partners

Especially important for language learning as we are an international school

DEMO sound boxes.



Kinaesthetic Learners



Kinesthetic learners

- Practical
- Don't need DIY guides – can just 'do it'
- Learn by doing – reading or listening to someone else isn't enough
- Need to manipulate objects
- Revision – walk and talk
- Revise with others
- Highlighting information

DEMO squeezey and magnetic letters and teaching shape through physical movement

Inflatable numbers



JH

We can be bits of both depending on the task.

Good to have an awareness of our preferred learning styles

In education, we try to cater for all by using a multi sensory approach e.g.

Learning how to write – chalk board, paint, finger/shaving cream, sand tray, tracing letters

Making words – manipulating physical letters, 'sand tray' app, writing in sand etc



Austin's butterfly

What is the impact of VAK when giving feedback?

<https://www.youtube.com/watch?v=hqh1MRWZjms>

AFL and highlighters

VAK to learn from errors V – green for growth

A – discussing how to do better with CT peer assessment

K – trying again

Importance of valuable feedback – if your child isn't getting it change the method for a different result.



How can you support your child at home?

- Reading and retelling stories
- Reading the blurb and sharing learning at home
- Listening to children's songs in English and online stories
- Exploring the world around them and textures
- Active Learning
- Play dates or social groups
- Team building sports

MK Watching cartoons in English if there is no access to English at home
Connect vocab (theme and home)

Ipads are great (if used correctly) because they incorporate all 3.



Questions ???

JH – thank for coming & discuss resources on display.