BRITISH INTERNATIONAL SCHOOL
HANOI
A NORD ANGLIA EDUCATION SCHOOL

Curriculum Statement

F3

Term Three
May 2019

Changes

For our final term in F3, we will focus on the topic Changes. Throughout this topic, we will learn about the changes that occur to plants, animals, materials and the weather. We will begin by learning about how plants grow. We will observe different plants in our garden and visit the flower garden in Tây Hồ. We will then grow our own bean plants in class and talk about what a plant needs to grow.

Towards the end of the term, we will get ready for our transition from F3 to Year One. We will prepare for this change by visiting our new teachers and classrooms. We will also visit the pool in the Secondary building to prepare for our swimming lessons with the PE teachers.

Key vocabulary: seed, blub, bean, soil, water, sunlight, grow, nutrients, plants, flowers, roots, shoot, life cycle, young, adult, garden, farm, insects, head, abdomen, thorax, exoskeleton, antennae



Key texts:

- *Jasper's Beanstalk* by Nick Butterworth and Mick Inkpen
- *Jack and the Beanstalk*—Traditional Tale
- *The Tiny Seed* by Eric Carle
- *Titch* by Pat Hutchings

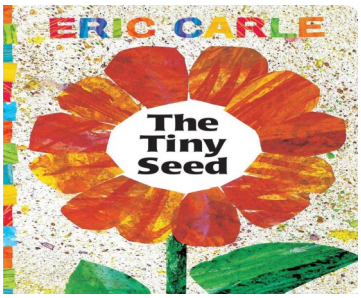

How you can support learning at home:

If you have a garden in your home or a park nearby, let you child explore and observe all the different plants and minibeasts that are there. If you have any plants inside your home, ask your child to look after them by watering them. If you purchase any flowers, talk to your child about the changes that occur to them after a few days.



Personal, Social and Emotional Development

This term, we will continue to learn the rules and routines of school in order to prepare ourselves for future years. We will become more independent around the classroom by changing ourselves for swimming and when finding and selecting our own activities and resources. In addition to this, we will have Circle Times between both F3 classes to help encourage skills like; waiting, anticipating, taking turns, making choices, joining in, coping with winning and losing and extending vocabulary when playing with their friends. This will also be helpful to support the transition period between F3 and Year One. The transition will also include going to the Primary School to meet new teachers and have swimming lessons over in the Primary building.

How you can support at home:

- Encourage your child to dress themselves independently for school, including their shoes and socks.
- Help your child begin to try to tie their shoelaces. Try Googling a shoelace template and printing a picture of a shoe, use a hole punch to make a hole for the lace and get some string to practice tying your shoes.
- As children must go to the toilet independently, please remind your child to ALWAYS flush the toilet and wash their hands.
- It is always good for children to have as many interactions with others as possible, so try to take your child to a park or similar setting as often as you can. If you would like to set a play date with other parents, please contact your Parent representative for more information.
- Tell stories with your children in order to enhance their vocabulary.
- Encourage your child to read books to you.
- Give rewards for polite words, such as, 'please', 'thank you', and 'pardon me'.

Related websites/resources:

Tying shoelaces video - https://www.youtube.com/watch?v=Ygqs_UvjWyM

A good story to start a dialogue about respect -'No David' by David Shannon https://www.youtube.com/watch?v=9Wsod3lPlYY

Physical Development

This term, we will be increasing the amount of time we spend on physical activities to ensure that we are developing our gross motor skills adequately. We will be working on building our general fitness by learning about healthy eating habits and the importance of exercise. Our regular soft play sessions will include activities that will help develop our spatial awareness and balance skills. We will experiment with different ways of moving and practice jumping off an object and landing safely, both indoor and outdoor. We will learn gymnastics and use yoga to practice our balance and coordination. As the weather warms up, we will be using the splash pool again. In the last few weeks, we will visit the Primary swimming pool to prepare ourselves for swimming in Year One. We will develop our confidence in the water and learn about pool safety.

How you can support at home:

- Encourage your child to be as physical as possible over the weekend. This could be through going to the park, playing outdoor games, throwing a ball, swimming or riding their bicycles.
- Support healthy eating and provide your child with lots of fruit and vegetables so that they grow at a healthy and steady pace.

Related websites/resources:

Wiggles dancing song - http://www.youtube.com/watch?v=-SFky2VFhVE

Healthy living interactive website - http://www.nourishinteractive.com/kids

Yoga—https://www.youtube.com/watch?v=FOgHL7Of3js&list=PLzQNyre9dT_ftrK9NG5hdE5H27O620Ll1

Communication and Language

This term, we will listen to stories without pictures or props in order to develop our focus and attention. We will continue taking part in listening activities to help sharpen our listening skills. When communicating with both peers and adults, we will be encouraged to listen and respond to the ideas expressed by others in conversation and discussion. We will also be encouraged to use complete sentences when expressing our needs and wants to our teachers and friends. We will also be trying to answer 'how' and 'why' questions in English. We will continue to use our weekly story focus to learn new key words every week.

How you can support at home:

- Engage your child in conversation about the new words they will learn every week. This will be posted on the Class Dojo, or you can ask your class teachers about them.
- Encourage your child to use words instead of actions when solving problems and when expressing what they want or need.

Literacy

In Reading, we will continue to work on our phonic knowledge and use this to segment and blend words. We will also continue to learn 'tricky' words. Phase mats and tricky words can be found at the back of your child's Reading Record. This term, we will focus on demonstrating an understanding of what we have read. We will answer different questions about stories and match captions/sentences to pictures. In Writing, we will learn how to write sentences using our phonic knowledge. We will practice spelling high frequency words (can, see, then, down) and tricky words (he, was, her) correctly. We will challenge ourselves to use finger spaces and full stops and practice reading our sentences aloud to our friends.

How you can support at home:

- Read stories with your child and ask them to talk about the illustrations.
- Read your child's Big Cat books at home. Note down comments in the Reading Record Diary for the class teacher's reference.
- Visit www.activelearnprimary.co.uk to access your child's online Bug Club library.

Related websites/resources:

http://www.letters-and-sounds.com/

http://jollylearning.co.uk/

https://www.youtube.com/watch?v=p_SgBY_nx70&disable_polymer=true

http://www.ictgames.com/literacy.html

Mathematics

In Numbers, we will practice counting forwards and backwards from 20 and beyond. We will also put numbers in order and say one more and one less than a given number. We will continue to learn about addition and subtraction and how to use different strategies to find an answer. We will learn to solve problems, including doubling, halving and sharing. In Shape, Space and Measures, we will develop our mathematical language by talking about size, weight, capacity, position, distance, time and money when comparing quantities and objects. We will continue to recognise, create and describe patterns. Finally, we will explore the characteristics of shapes and use mathematical language to describe them, for example, 'flat', 'solid', 'straight', 'curved', 'sides' and 'faces'.

How you can support at home:

- Play board games.
- Practice counting in different ways, e.g. forwards, backwards, in 2s, 5s and 10s.
- Sing number songs.
- Demonstrate how we use measurement during cooking.

Related websites/resources:

http://www.topmarks.co.uk/Search.aspx?Subject=16&AgeGroup=1

http://www.crickweb.co.uk/

http://www.abcya.com/

Understanding the World

We will focus our learning on changes. We will talk about similarities and differences in living things and learn to explain why some things occur. We are fortunate to have a fantastic garden area with lots of opportunities to observe different plants and animals. To demonstrate changes in materials, we will learn about changes in state, for example, melting chocolate and freezing and melting water. In Technology, we will use different types of technology to record our learning, for example, an iPad or recordable buttons. In People and Communities, we will talk about the changes that will happen when moving up to Year One. We also will talk about how we might not always enjoy doing the same activities as our friends and learn ways to be sensitive to this.

How you can support at home:

- Let them look after their own plant and observe changes.
- Talk about the changes in weather and how we wear different clothing when it gets cooler/warmer.

Related websites/resources:

https://jr.brainpop.com/science/

http://interactivesites.weebly.com/seasons--weather.html

http://interactivesites.weebly.com/plants.html

https://kids.nationalgeographic.com/

http://www.sciencekids.co.nz/

Expressive Arts and Design

We are going to develop creativity this term by exploring art, music and dance in many ways. We will have a weekly STEAM (Science, Technology, Engineering, Art and Maths) Challenge which will link with a lot of our Understanding the World learning objectives. This will enable the children to create 3D art and learn about the importance of reusing materials. We will use different types of brushes as well as learn about colour mixing and printing in order to develop their individual styles and preferences. We will be expressing our thoughts and feelings through movement, and also try to match movements to the music and sounds that we hear. We will be working with more instruments and following rhythm and beats.

How you can support at home:

- Encourage your child to be creative by drawing, painting, dancing and singing as much as possible.
- Ask your child to express preferences and opinions about images that they see, and music and sounds that they hear.
- Use anything you can find around the house to 'be creative'! This could be scraps of old newspaper or empty water bottles; stones for collaging; cups and spoons for music-making. The possibilities are endless!
- Play different types of music at home and ask what instruments they can hear.

Related websites/resources:

Interactive Colouring Pages http://www.coloring.com/

Purple Mash Website http://www.purplemash.com/

Busy Things http://busythings.co.uk

We do hope that the above information will be useful for you when supporting your child's homework and discussing his/her learning. Please be reminded to follow your child's Class Dojo page. This will give you more information about what they are learning throughout the week. It will also feature any important messages or details about upcoming events.
If you have any questions or queries, do not hesitate to contact us.

F3B Ms. Catherine Mullin catherine.mullin@bishanoi.com
F3I Ms. Isabelle Gerona isabelle.gerona@bishanoi.com