



NORTHBRIDGE INTERNATIONAL SCHOOL
CAMBODIA
A NORD ANGLIA EDUCATION SCHOOL

📍 P.O. Box 2042, Phnom Penh 3, Cambodia
☎ +855 (0)23 900 749
✉ admissions@nisc.edu.kh
📘 northbridgecambodia
🌐 northbridgecambodia
🌐 www.nisc.edu.kh



Parent Coffee

Morning

October 2020





NORTHBRIDGE INTERNATIONAL SCHOOL
CAMBODIA
A NORD ANGLIA EDUCATION SCHOOL

P.O. Box 2042, Phnom Penh 3, Cambodia
+855 (0)23 900 749
admissions@nisc.edu.kh

Welcome



Overview

8:00 - 8:15 - Refreshments Served (Coffee/Snack)

8:15 - Welcome, Updates - Mr Richard (Principal)

8:30 - Nord Anglia Education's Global Campus (Ms Emma Walker)

9:00 Workshop 1 - Primary Educational Technology Applications (Mr Stu Reddrop)

Workshop 2 - Secondary 'Managebac' and Mathematics with 'Mangahigh'
(Mr Chris and Ms Gill - DHT's)

9:20 -Questions and Answers with the Principal, SLT/ELT.

This is an opportunity we want to provide for you to raise questions with us on any school related topic.



Introductions

Educational Leadership Team

Mr Richard Vaughan - **Principal**

Mr Martyn Shadbolt - **Head of Primary**

Ms Bissy Groom - **Deputy Head of Primary/PYP Coordinator**

Ms Frances Morton - **Head of Secondary**

Ms Gill Presland- **Deputy Head of Secondary/MYP Coordinator**

Mr Chris Krnic - **Deputy Head of Secondary/DP Coordinator**



**NORTHBRIDGE INTERNATIONAL SCHOOL
CAMBODIA**
A NORD ANGLIA EDUCATION SCHOOL

📍 P.O. Box 2042, Phnom Penh 3, Cambodia
☎ +855 (0)23 900 749
✉ admissions@nisc.edu.kh

Strategic Plan 2019-2022



Mission

“Inspiring dynamic, respectful and compassionate global citizens.”

We are many communities, but we are one. An environment of intercultural understanding and integrity. A place where everyone is involved, valued and happy. A hub of innovation, enabling creativity and contemporary learning. A community where individuals succeed and make a difference.



NORTHBRIDGE INTERNATIONAL SCHOOL
CAMBODIA
A NORD ANGLIA EDUCATION SCHOOL

Vision

“Excellence in everything we do”

A dynamic NAE, IB Continuum World School in South East Asia where everyone succeeds.



“Caring hearts, ambitious minds”

We believe in the active engagement of the whole community.

We believe that contemporary learning takes place when we are creative, collaborative and connected. We also believe that we have a shared humanity and we need to demonstrate compassion and ethical responsibility by enriching each other through our differences.



NORTHBRIDGE INTERNATIONAL SCHOOL
CAMBODIA
A NORD ANGLIA EDUCATION SCHOOL





Strategic Plan 2019 - 2022

Section A: Contemporary Learning and Ambition

Leaders: Head of Primary and Secondary

Section B: Leading Growth

Leader: Principal

Section C: Community and Balance

Leader: Director of Marketing and Admissions

Section D: Sustainability and Pride

Leader: Business Director



Updates

- **School in full new 'blended' flow with H&S procedures in place.**
- Still waiting for permission for **catering and bus services** and full contact sports.
- **Aquatic Centre** - slow progress due to COVID
- [Startup Studio](#) - Looking for Speakers and Mentors
- **International Day 2020** - Looking for performers and parents to help with the Global Village. October 28.



Overview

8:00 - 8:15 - *Refreshments Served (Coffee/Snack)*

8:15 - *Welcome, Updates - Mr Richard (Principal)*

8:30 - *Nord Anglia Education's Global Campus (Ms Emma Walker)*

9:00 **Workshop 1** - *Primary Educational Technology Applications (Mr Stu Reddrop)*

Workshop 2 - *Secondary 'Managebac' and Mathematics with 'Mangahigh'*
(Mr Chris and Ms Gill - DHT's)

9:20 -Questions and Answers with the Principal, SLT/ELT.

This is an opportunity we want to provide for you to raise questions with us on any school related topic.



60,000
STUDENTS
WORLDWIDE

[GC on the NAU for teachers](#)

Log on using O365

The *benefits* of Global Campus...

ATL's

Features

- Your child can engage with children from 25 countries and over 130 nationalities on an interactive online platform, unique to Nord Anglia.
- Global Campus includes activities and competitions, designed by experts, to support all areas of the curriculum.
- Global Campus includes content for students from age 2-18, enhancing what students do in each of their schools.

Benefits

1. Immerses students in international projects and challenges
2. Develops students' Creativity, Collaboration, Courage, Critical Thinking, Cultural Awareness and Communication
3. Encourages students to discuss, collaborate, compete and celebrate with one another
4. Provides students with an extensive range of learning opportunities 24/7/365





Who is involved? Staff and secondary students

Staff - supported by SLT, ELT and all teachers!

Emma walker

GC school wide lead
UNICEF lead

Liv Bazley

Juilliard lead

Jack Cooper

MIT and STEAM lead

Secondary Students

Yun Seo Choi

Lead
Ambassador

**Leila Escubil**

Co-lead
Ambassador

**Do Hyun Park**

Deputy ambassador

**Grade level ambassadors**

1 representative from each grade level

Focus groups

These groups work on specific projects*

**Including a focus group specifically set up to*

support Global Campus Junior

We have a visual team for notice boards etc, a social media team for Facebook, blogs and Instagram and groups for specific challenges and events.

Secretary

Each focus group will have a secretary



How might this look in primary?

Staff - supported by SLT, ELT and all teachers!

Emma walker

GC school wide lead
UNICEF lead

Liv Bazley

Juilliard lead

Jack Cooper

MIT and STEAM lead

Primary Students

Grade 4 & 5 are the first wave of focus in terms of getting them online, active and uploading.

For lower grades it will need support of TA's and teachers to get them logged in safely and uploading work - more of a long term plan.

Focus is on child safety when logging into the internet, and engaging with appropriate activities.

These are ongoing discussions with primary

First proposed collaborative project

Secondary students lead

World Food day (16th October)

Food waste day (29th September)

Primary school leads

A veggie tale



Performing Arts

Ask Juilliard Artists about their work, or take a music, dance or drama challenge.

[Go here](#)



Backstage

Now live! Fancy having fun with the Performing Arts, then check out these activities.

[Go Here](#)

How to earn your Veggie Tale badges

There are 2 badges that you can earn within the Veggie Tale activity:

- Creativity - 1 Star badge
- Communication - 1 Star badge

You will achieve these badges when you share your veggie tale storyboard on the wall.

Achieving both of these badges will reward you with 1 credit.

A Veggie Tale



Have you ever wondered whether a potato dreams of being mashed or wedged?

Do you often think that some fruits might be bullied because of their patchy skin or wonky stem?

Maybe not... But now it's time to!

Here's a big word for you... anthropomorphism. (an-thruh-puh-mawr-fiz-uhm)

This means giving physical and tangible human-like qualities to an inanimate object, animal or idea so that it embodies a human form or persona.

Let's have a go at being anthropomorphic!

A Veggie Tale

We challenge you to bring your fruit or vegetables to life and create a storyboard of their antics! [Here you'll find a storyboard template you can download and use](#), or you can make up one yourself.

- Think of a simple plotline/story for your fruit or vegetables
- Add faces, body parts and costumes to your food, (using pens, stickers or plasticine)
- Set the scene and take pictures of the action.
- Collate it all in the storyboard template, maybe add speech bubbles, and then upload it to the wall!



Changes to Global Campus

1

**Global
Campus**
Junior

2

**Global
Campus**
Core

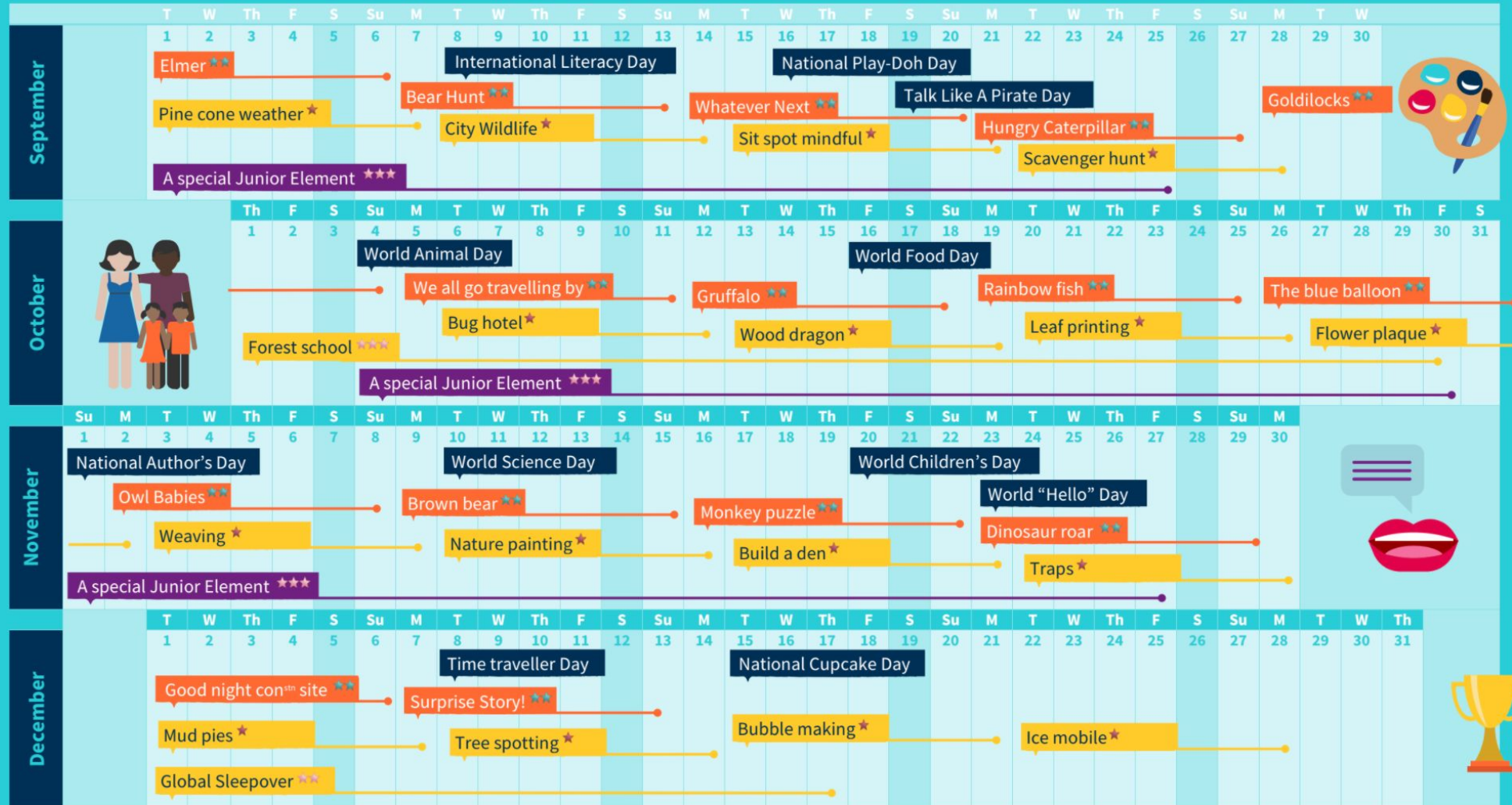
3

**Global
Campus**
Senior

When...

[Calendar link](#)

GLOBAL CAMPUS JUNIOR AUTUMN 2020



- * Short activities (30 mins to few hours)
- ** Medium activities (a day to a week or so)
- *** Longer activities (a few weeks)



STORY SACKS

EXPEDITIONS

WORLD EVENTS

JUNIOR ELEMENTS



Junior Forest School

Log in to the GC using O365

- 1) Then copy paste the link from below, and you should be able to access the Forest school page directly.
[GC junior page for students](#)
- 2) If the above does not work, after logging in with O365 you can access it by selecting GC Junior from the menu and then choosing Forest school from the options

- Activities to promote outdoor learning through play for students
- A leaf will 'fall' every week with a new short activity - such as den building, leaf printing, mud pies...!
- Past activities will stay on the 'forest floor'
- A new tree will appear each term.



A few hours



Junior Story Sacks

[Story stacks info page](#)

- Engaging resources built around a story for parents to play with their children
- New story each week – first 14 done...share your favorites with us
- Delivered through GC Junior – video of story + daily activities
- For younger children

**[Teachers
NEEDED!!!](#)**












A few days

Log in to the GC using 0365

1) Then copy paste the link from below, and you should be able to access the Story Stacks page directly.

[GC story stacks for students](#)

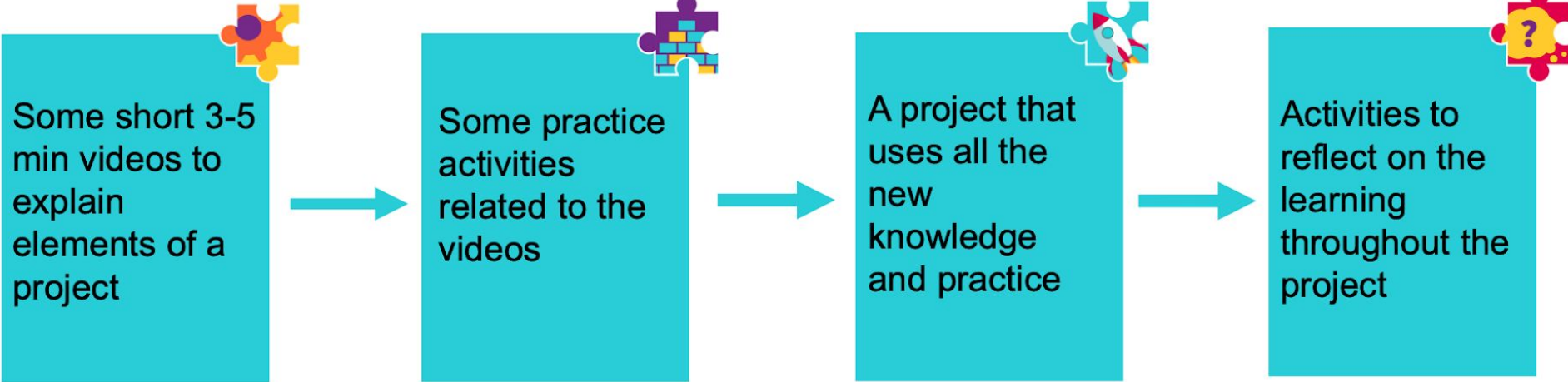
2) If the above does not work, after logging in with 0365 you can access it by selecting GC Junior from the menu and then choosing Story Stacks from the options





Junior Elements – Project Based Learning

New project
each month!



Example:
Feelings

Meet Sad, Angry, Worry
Learn some tools to manage them

Practice the tools

Make a video for your teacher of you practicing

Reflect on what you learned

Log in to the GC using O365

- 1) Then copy paste the link from below, and you should be able to access the Elements page directly.
[GC Elements for students](#)
- 2) If the above does not work, after logging in with O365 you can access it by selecting GC Junior from the menu and then choosing Elements from the options



A few weeks

Teachers
NEEDED!!!

Changes to Global Campus

1

**Global
Campus**
Junior

2

**Global
Campus**
Core

3

**Global
Campus**
Senior

The Core of Global Campus



STEAM

Hacking
Lego
MIT labs
MIT chats
MIT challenges



Social Impact

Global Goals
Child Rights
UNICEF talks
WCD
Global
Challenge



Writers Corner

Writing comp
Global Library
Comic comp
Student news
One world one
book



Performing Arts

Ask the artist
Juilliard up
close
Juilliard @home
Backstage



Expeditions

Virtual climbs
Sleepovers
Plastics
challenge
Bio-gardens



Health and Wellness

Workouts
Mindfulness
Ready steady
cook
Global sports



A few hours



A few days



A few weeks



Social Impact

Join the Global Challenge, learn about the Global Goals or paint for change!

[Go here](#)

Articles of the week might be a discussion topic as a family.



World Children's Day

Check it out now! Gear up for World Children's Day and learn about this year's focus

[Go here](#)



Global Challenge

Launching 6th October. This year we focus on Climate Change –specifically Goals 13, 14 and 15.

Coming soon!



UNICEF Talks

Check out talks from UNICEF and their partners! Stay tuned to this area – there's more to come!

[Go here](#)



HLPF Area

Learn about the UN High Level Political Forum and tell us your thoughts on the decade of action!

[Go here](#)



About the Global Goals

Learn about the Global Goals – play games, develop campaigns and let us know your thoughts!

[Go here](#)



Global Goal of the Month

Learn each month about a different Global Goal. We start with the biosphere goals!

[Go here](#)



UNCRC: Your Rights as a Child

Learn more about your rights and read about each one in greater depth in our article of the week!

[Go here](#)



Article of the Week (UNCRC)

Each week, learn about a new article from the UN Convention on the Rights of the Child!

[Go here](#)



Health & Wellbeing

Discover the latest wellbeing activities and enter the Global Sports Competition!

[Go here](#)



Global Sports Competition

On your marks, set, go! Challenge yourself and compete against other NAE students in different events.

[Go here](#)



Yoga

A series of sessions covering a range of themes from breathing and relaxation to power yoga and balance postures.

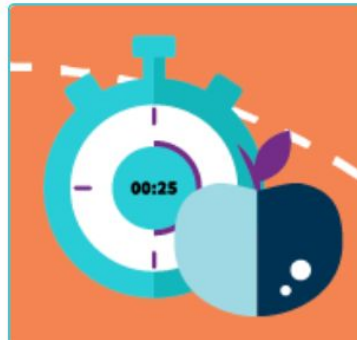
[Go here](#)



Weekly Workouts

How can you keep fit and healthy? Check out our weekly training videos to find out how.

[Go here](#)



Ready, Steady, Cook!

Coming on October 5th. Create a dish using just the ingredients listed. New challenges each week!

[Coming soon!](#)

Weekly workouts might be something to do as a family?

Changes to Global Campus

1

**Global
Campus**
Junior

2

**Global
Campus**
Core

3

**Global
Campus**
Senior

Global Campus Senior



Current Affairs



Preparing for University



A few weeks

Thinking Futures

Hello Emma, welcome to Thinking Futures!

About Thinking Futures

This area of the Global Campus is designed to help you think about what you would like to do when you leave school. As well as accessing information, advice and guidance on a range of opportunities that you might pursue, you can share your own research and thoughts on what to do next.



You will be able to access materials from a range of experts, including academics and admissions tutors from Universities, employers, college counsellors and educationalists to help you make informed choices about your future. You will also be able to network with other Nord Anglia Education students across the world to share thinking about your future.

Did you know that 1 in 3 of our students are admitted to the world's top 100 universities?

Introduction

Find out what's available in Thinking Futures

[Explore and read](#)

Making Choices

How to select the right university and the right courses

[Explore and read](#)

Applying to Uni

Advice on your personal statement and interviews

[Explore and read](#)

Student life

Find out more about studying at university

[Explore and read](#)

Careers

Employer case studies about popular professions

[Explore and read](#)

Badges

Badges for:

- Creativity
- Critical Thinking
- Communication
- Cultural Awareness
- Collaboration
- Courage

In all areas of GC

And at 1 star, 2 star and 3 star.

Plus some secret badges for special events and occasions



Creativity – thinking outside the box...includes brainstorming, refining ideas, being responsive to others' ideas



Critical Thinking – discovering truth for yourself...includes analysing, interpreting, evaluating



Communication – conveying ideas effectively – includes listening, writing, speaking



Cultural Awareness – addressing global issues...includes advocacy, taking action, enquiry



Collaboration – working with others...includes being open minded, pitching solutions, taking feedback



Courage – demonstrating adaptability, resilience and initiative...includes trying new things, being brave

In development....

Collaborations with CAS clubs:

- STUCO - raising awareness of World Mental Health Day (*Saturday 10th October, event will be w/c monday 5th October.*)
- A Place To Be Yourself - is working on a collaboration for a Senior challenge for 'Creating a Gender Blind Community'.
- MUN - developing our relationship further with this club to recognise student achievements beyond the academics. Last year we celebrated students for World Children's Day.

Collaborations with subjects

- Start-up Studio collaboration on 'Businesses of the Future'

Celebrating students success on the Global Campus

- Recognition for students who regularly engage with Global Campus challenges and earn badges. We currently have a student who is ranked in 87th position out of all 66,000 students in the NAE group.

Raising awareness in our wider community

- This year we created a Social Media team and a Visual Team. They will be taking ownership of promoting our Global Campus through school approved Social Media platforms, and making sure the global campus is more visible around the school in a way that is personal to NISC.

Q&A





NORTHBRIDGE INTERNATIONAL SCHOOL
CAMBODIA
A NORD ANGLIA EDUCATION SCHOOL

📍 P.O. Box 2042, Phnom Penh 3, Cambodia
☎ +855 (0)23 900 749
✉ admissions@nisc.edu.kh
📘 northbridgecambodia
📺 northbridgecambodia
🌐 www.nisc.edu.kh



Secondary School

- Introduction / Refresher tips

Managebac

9th October 2020



Parent View of Managebac

As **Parents** you are able to **view relevant information** related to your children.

Parents are able to access:

- **Calendar** events
- View the **summary of units** being taught and **assessments**
- Browse **messages**
- View **Report Cards**



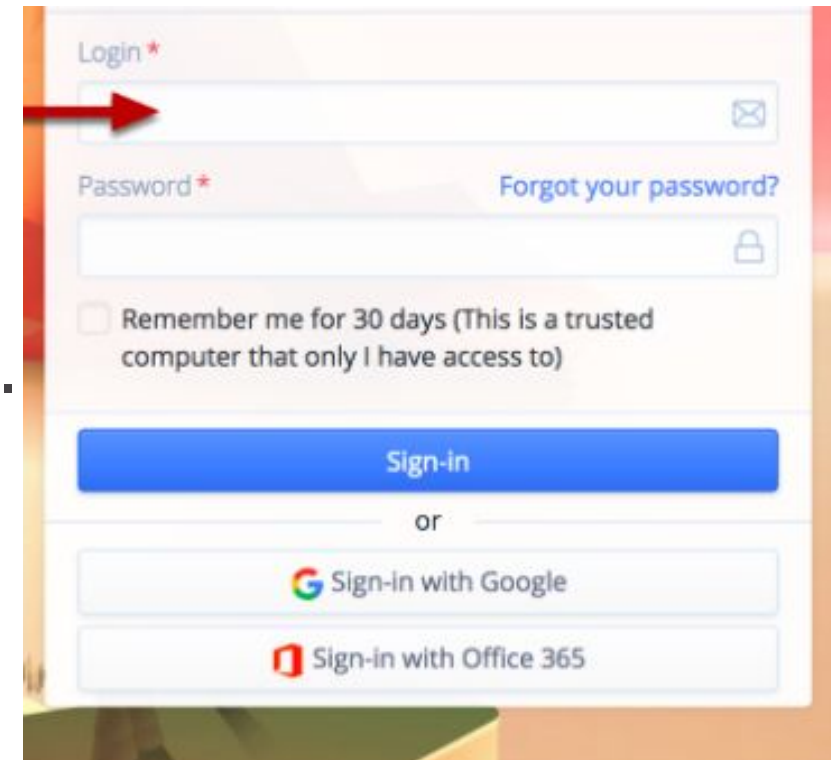
Signing in to Managebac

After receiving your welcome email and setting your password, you can **log in** to your ManageBac account at <http://nisc.managebac.com>

Welcome email links are **only valid for seven days**. If you receive a message that the link has expired, please contact our NISC IT department for assistance.

Who has logged in to MB in the last week?

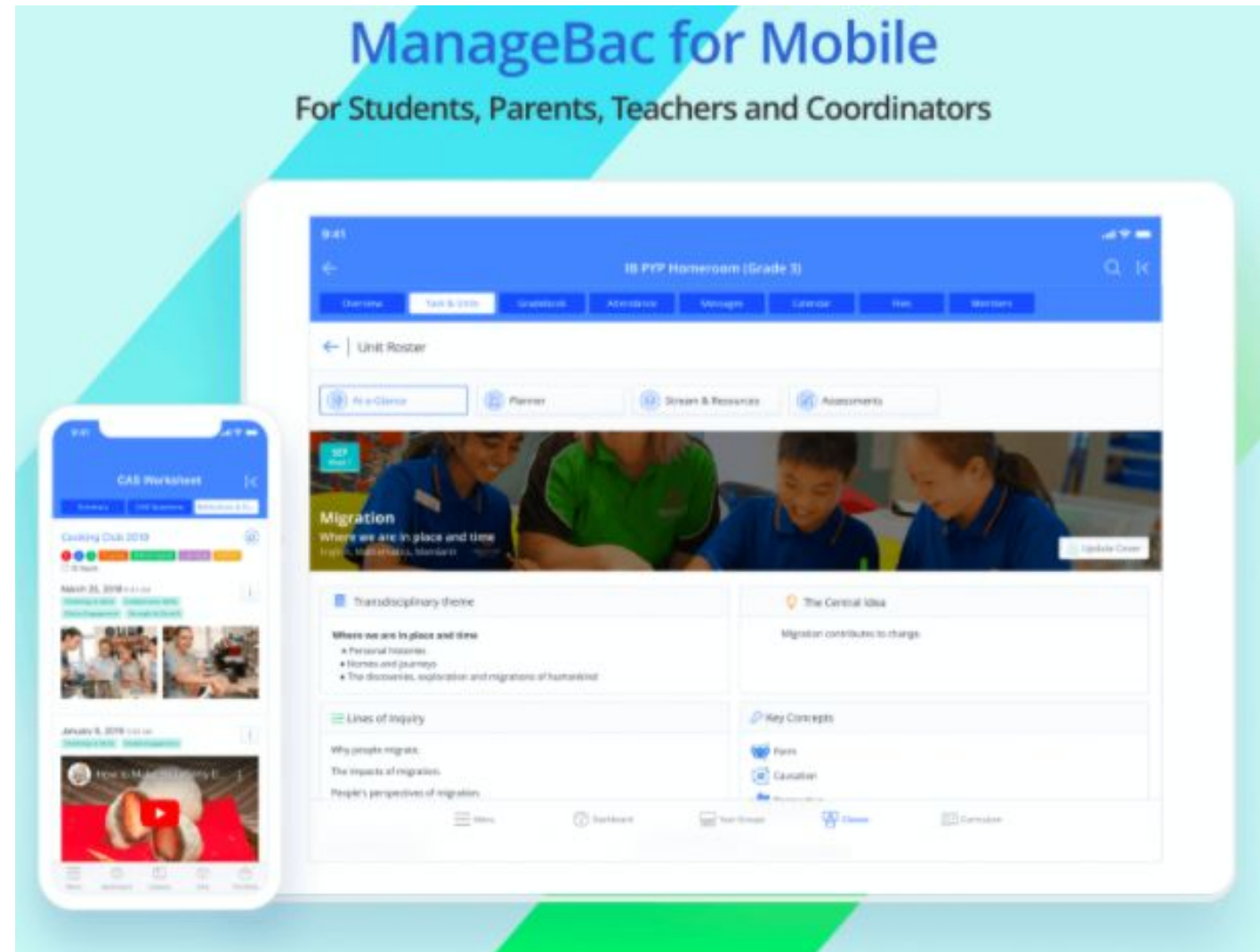
What if I forgot my password? [Help Link for passwords](#)

A screenshot of the ManageBac login interface. At the top, there is a 'Login' label with a red asterisk. Below it is a text input field for the username, with a red arrow pointing to it from the left. To the right of the input field is an envelope icon. Below the username field is a 'Password' label with a red asterisk, followed by another text input field. To the right of the password field is a 'Forgot your password?' link and a lock icon. Below the password field is a checkbox labeled 'Remember me for 30 days (This is a trusted computer that only I have access to)'. Below the checkbox is a large blue 'Sign-in' button. Below the button is the word 'or'. Below 'or' are two more options: 'Sign-in with Google' with the Google logo and 'Sign-in with Office 365' with the Office 365 logo.

Managebac Ap

Quickest and easiest access

Who has it already **on phones?**



Navigating Managebac

At NISC we have
another platform
for:

- Attendance
- Timetables
- Behaviour

IB Parents

Association?

Viewing Task Coursework & Grades

Visit the Academic tab: When you first log in, you will see an **overview of** your child's **classes**, including the **last graded task** for each class.

Via the Academics tab

**View all
of your
child's
classes**

The screenshot shows the Faria International School academic dashboard for a user named Chloe Epelbaum. The interface includes a top navigation bar with a menu icon, the school name, and user information. A left sidebar contains a list of users and navigation options. The main content area displays the user's profile, a list of classes, and details for two specific classes. A right sidebar shows attendance statistics and a DP advisor.

Menu **Faria International School** **Ann Epelbaum** **82** **Help & Support** **Logout**

Chloe

- Alexander
- Henry
- Rachel
- Teresa

Profile

Messages

Blog

REFERENCE

- Timetables
- Attendance
- Reports

Chloe Epelbaum
DP 2 – IBDP Class of 2019 (DP 2)

Classes in IB Diploma

Term 1 (current)

IB DP English A Literature (DP 2)

Wed	Thu	Fri	Mon	Tue	
-	-	P: 3	P: 6	P: 6	0 Absences

AUG 21 Read a Selected Short Story by Kate Chopin
HL SL Summative Homework
Tuesday at 2:00 AM
7 10/10 pts

IB DP Chinese B (DP 2)

Wed	Thu	Fri	Mon	Tue	
-	-	P: 4	P: 2	P: 4	0 Absences

SEP 16 Written Exam
HL SL Summative Exam
Sunday at 12:00 PM
7 24/24 pts

HOMEROOM ATTENDANCE

Present: 33/34

Present Late

HOMEROOM

Sharon Arese
m: +852 9201 8021
sharon@eduvo.com
DP ADVISOR

Viewing Task Coursework & Grades

Click on the **title of any class** to view it in more detail.

1. **The top** of the page will show the latest **assessed task**. Below, you will see any **units linked to this class**. Click on the left or right arrows to **flip between unit plans** and view your child's planned curriculum for the class.

**View 1
of your
child's
classes
in
detail**

The screenshot displays the Faria International School parent portal. On the left, a dark sidebar menu has 'Academics' highlighted with a red box. The main content area is titled 'Class Overview' and shows details for 'IB DP English A Literature (DP 2)'. A calendar view indicates a task for August 21st: 'Read a Selected Short Story by Kate Chopin'. The unit details section shows 'Short Stories - Concepts, interpretations, and experiences of the world'. The right sidebar lists teachers: Risa Aoki and Sharon Arese.

Wed	Thu	Fri	Mon	Tue	
-	-	P: 3	P: 6	P: 6	0 Absences

Unit Details

Short Stories - Concepts, interpretations, and experiences of the world

Essential Understandings

- The art form of the short story can inform our own actions and provide insights for us as we seek knowledge about the world and our place in it.
- This art form is particular. The insights it provides are consequently particularly effective and affective.

Viewing Task Coursework & Grades

2. **At the bottom of the page**, you will find a summary of **your child's assessment** in the class so far for the term.

Special for MYP: A bar graph charting overall progress will be at the top in all MYP classes.

Below, you'll see their assessed tasks for the term, including the **due date**, their overall score, any **teacher comments**, and any **files** your child uploaded to this particular task.

The screenshot shows the 'Class Overview' page for 'MS 语文 (MS Grade 10)' at Faria International School. The page includes a sidebar with navigation links, a main content area with a calendar and upcoming tasks, and a right sidebar with teacher information and task categories.

Upcoming Tasks:

Task Name	Due Date	Score	Grade
散文作业	Friday at 12:25 AM	90 / 100	A-
诗歌作业	Sunday at 12:30 AM	41 / 50	B

Task Categories:

Category (Weight)	Mark (Score)
Overall	B+ (87.3%)
回家作业 (20%)	A- (90.0%)
期中测试 (30%)	-
期末测试 (30%)	-
课堂表现 (10%)	-
演示与表达 (10%)	-
平时测试 (10%)	B (82.0%)

The scores and percentages above represent the class averages. The task category averages are calculated using the task grade scales, but the Overall average is calculated using the term grade scales.

Viewing Report Cards & End of term Grades

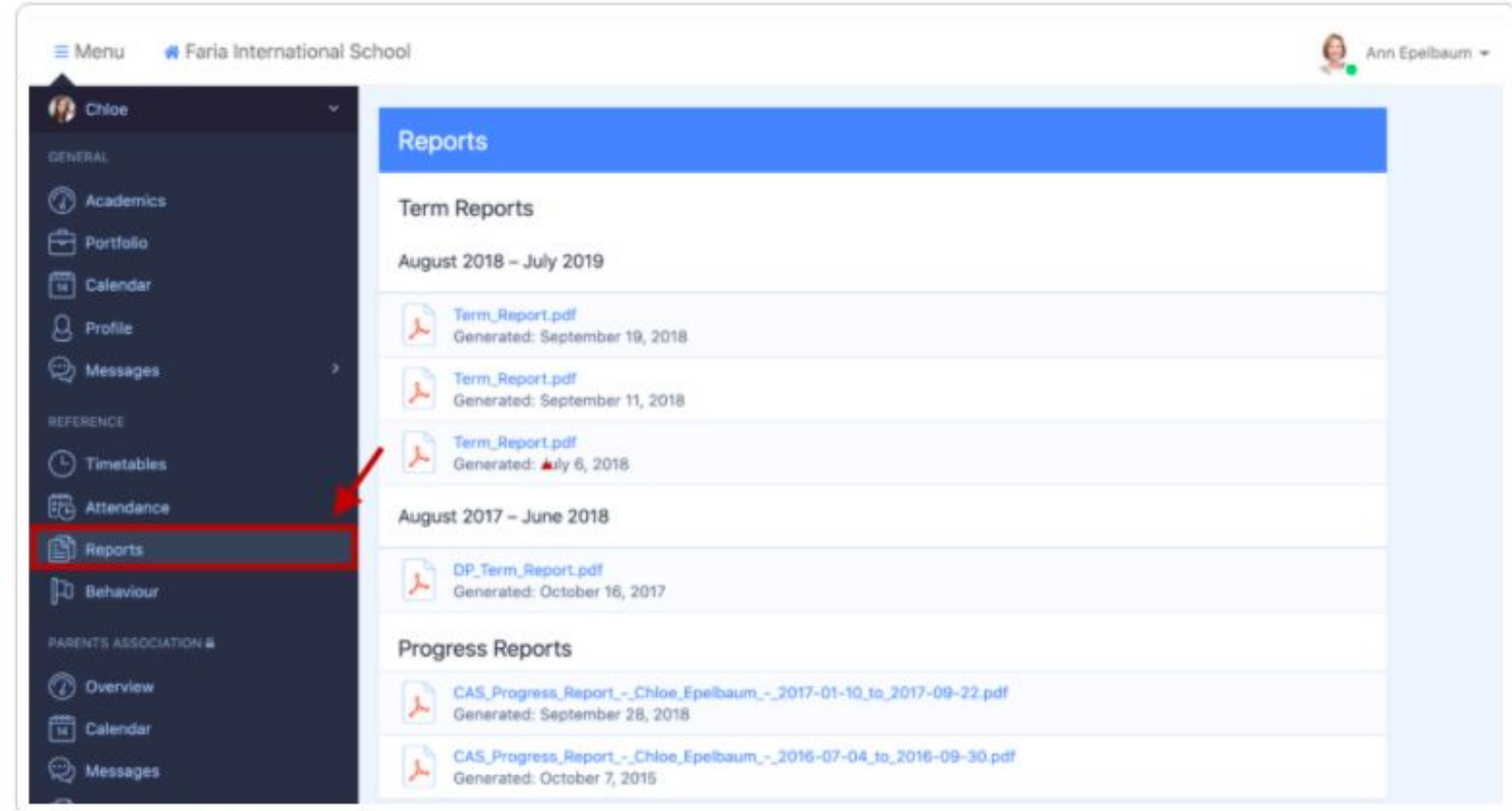
Select the **Reports** tab from the sidebar on the left-hand side.

Here you can see your child's **Report cards**

You can click on each **report name** to view and download it as a PDF file, as well as print it locally.

Reports are arranged by Academic Year, with their generation date below each file.

Suggestion: Bring a copy of the report card to teacher meetings with your questions or guidance you are seeking written down.



However, at the end of the day...

The best way to get **the best understanding** of your child's learning is multifaceted:

- **Explore** Managebac
- Have **conversations** with your child
- Talk **with** your child's **teachers and Advisors**






**NORTHBRIDGE INTERNATIONAL SCHOOL
CAMBODIA**
A NORD ANGLIA EDUCATION SCHOOL

📍 P.O. Box 2042, Phnom Penh 3, Cambodia
☎ +855 (0)23 900 749
✉ admissions@nisc.edu.kh
📘 northbridgecambodia
📺 northbridgecambodia
🌐 www.nisc.edu.kh





What is Mangahigh?





Challenging and Fun Mathematics Practice

Children Don't Feel Bad About Making Mistakes

Help and Hints

Supported by Research

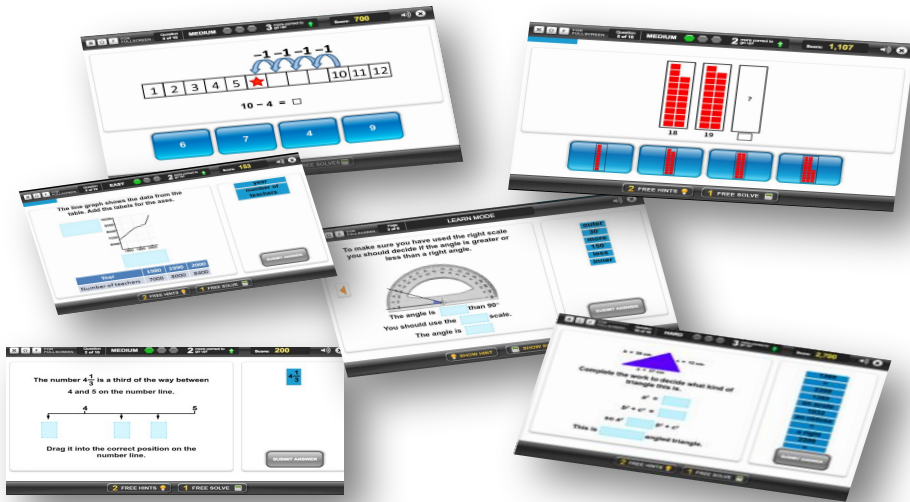
Used by Students All Over the World



Two Types of Personalized Challenges

Prodigi Challenges

Game Challenges



- 10 Questions
- 4 Levels of Difficulty
- Hints and Help
- Review Wrong Answers



- Games Look Like Mathematics Class Work
- Free Play Across Grade Levels
- Assignments for Specific Skills
- Hints and Help



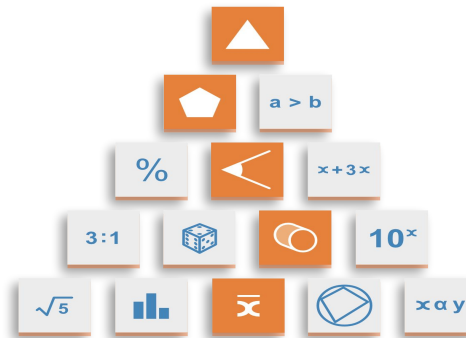
24/7 Access on Any Device

Teacher Assigned



Teachers assign game levels and Prodigy then track your child's progress and effort.

Computer Recommended



Gives extra help and stretches your child's thinking to help them move forward.

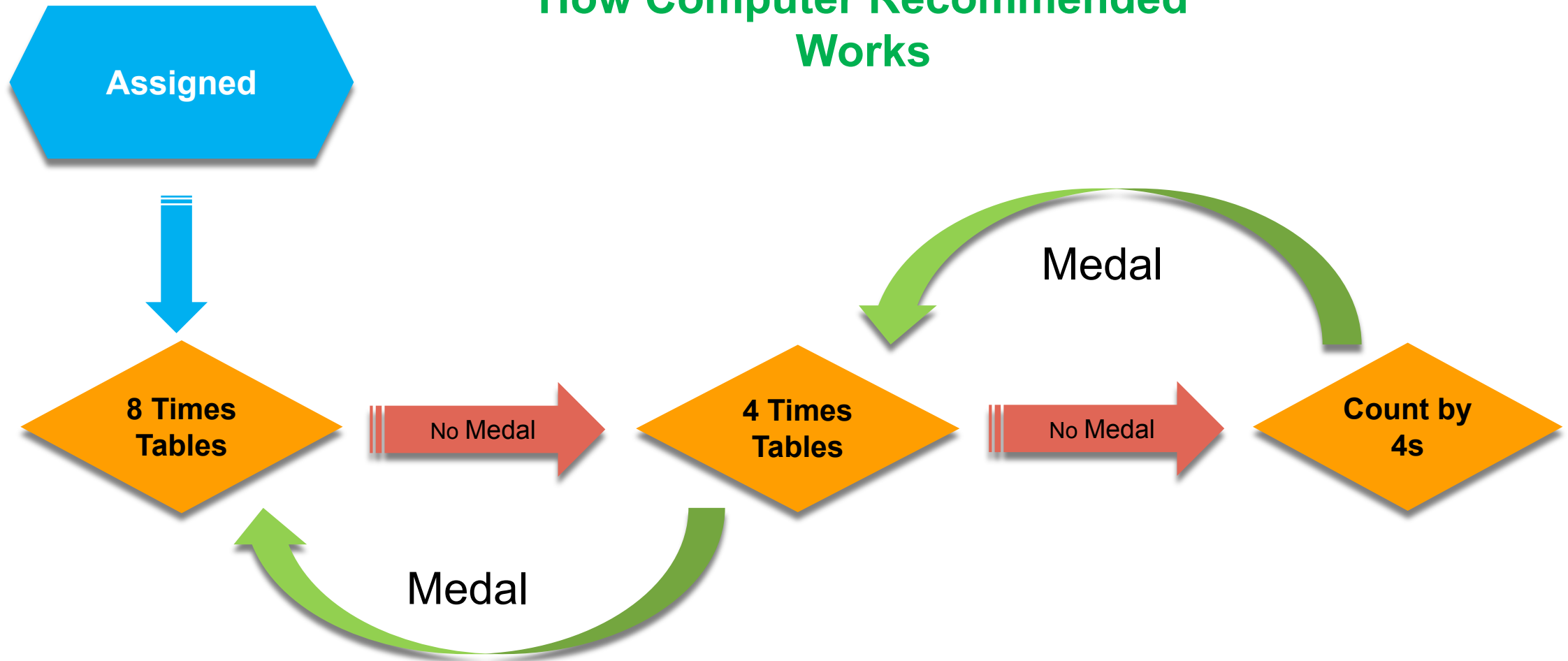
Free Play



Try games and Prodigy from any grade level. Great for self-directed learning and review.



How Computer Recommended Works

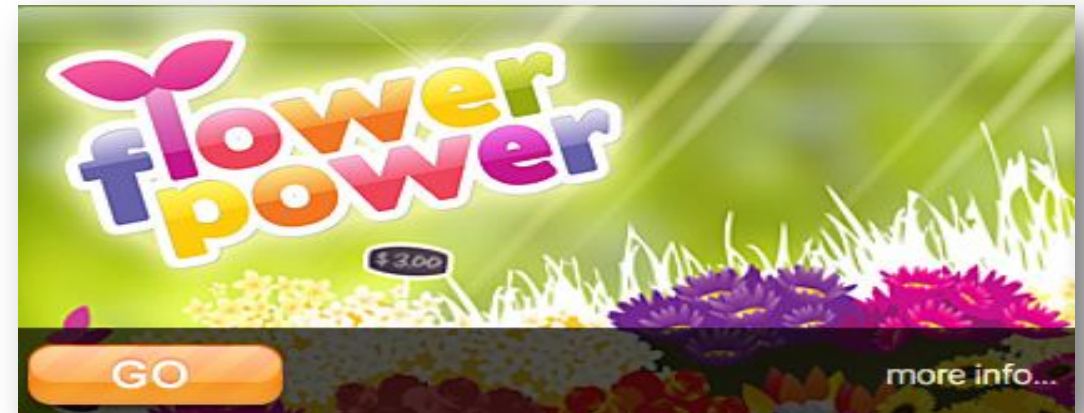


Mathematics Games for K-10

Some Games have 2 Versions in Free Play

“Lite” - Grades K-6

Grades 7 – 10



Mathematics Games

Help is Built Into the Games

3 + ? = -2

Subtracting on the Number Line

A. You can work out 3 subtract 5 by looking at a number line. Start at the number 3.

B. You are subtracting 5 from 3, so move 5 places to the left.

C. You end up at the number -2. So 3 subtract 5 equals -2.

Adding Negative Numbers

Remember:
Adding a negative number means that you are actually doing a subtraction.

For example:

$6 + (-4)$ is the same as $6 - 4$

$2 + (-5)$ is the same as $2 - 5$

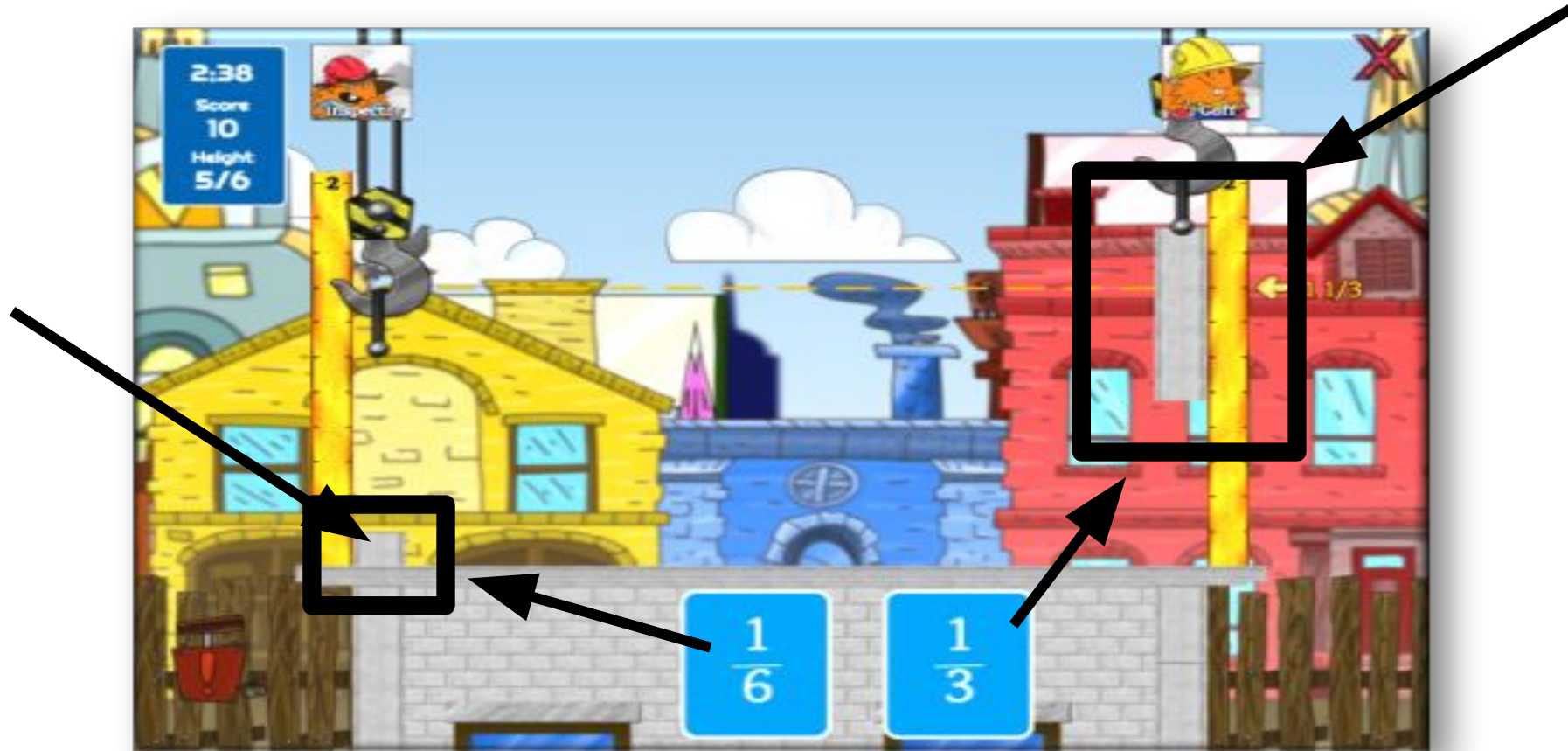
$-3 + (-4)$ is the same as $-3 - 4$

How would your child answer?

Which quantity is greater?

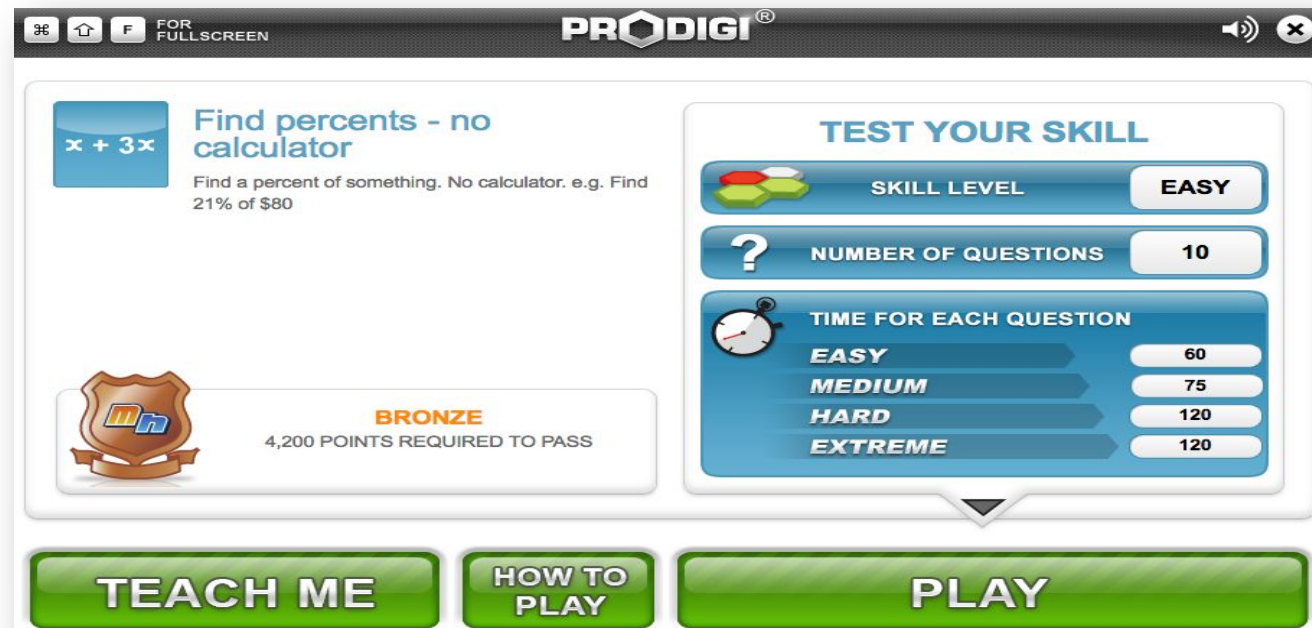


Show the "Why"



Prodigi

All Look the Same – 10 Questions

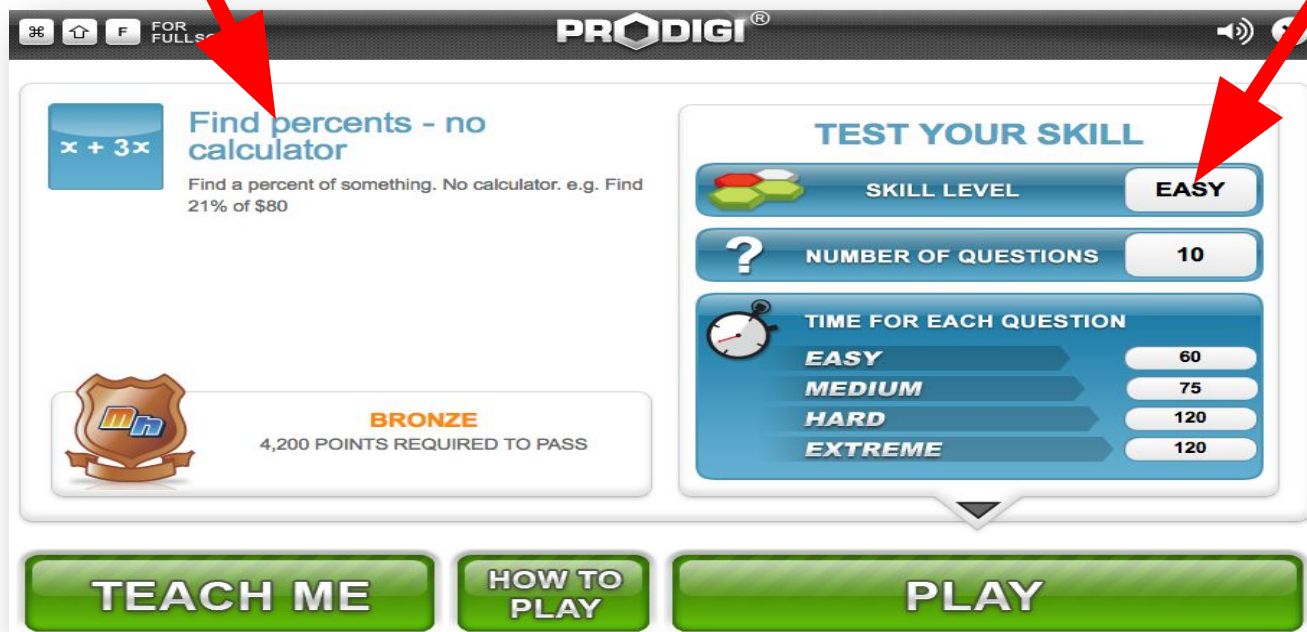


Learning Goal

Students never see
a grade level

1st Play is at Easy Level

Replay Starts at Last
Successful Level



The screenshot shows the PRODIGI game interface. On the left, a math problem is displayed: "Find percents - no calculator" with a sub-instruction "Find a percent of something. No calculator. e.g. Find 21% of \$80". Below this is a "BRONZE" badge indicating "4,200 POINTS REQUIRED TO PASS". On the right, a "TEST YOUR SKILL" panel allows users to select a skill level (EASY, MEDIUM, HARD, EXTREME) and set the number of questions (10). Below this, a table shows the time for each question: EASY (60), MEDIUM (75), HARD (120), and EXTREME (120). At the bottom, there are three green buttons: "TEACH ME", "HOW TO PLAY", and "PLAY".

TIME FOR EACH QUESTION	
EASY	60
MEDIUM	75
HARD	120
EXTREME	120

4 Levels

Easy and Medium - Ramps

Hard – Grade Level

Extreme - Stretch

HOW TO PLAY



The **QUICKER** you answer the questions, the **MORE** points you get

2 HINTS
1 SOLVE

WITHOUT affecting your final score

EASY questions = **FEWER** points
HARDER questions = **MORE** points

REVIEW MY QUESTIONS ▶

REVIEW your questions after playing and get **EVEN HIGHER** points next time!

3 CORRECT IN A ROW

- move up a level
- increased difficulty
- earn more points



2 WRONG IN A ROW

- move down a level
- decreased difficulty
- earn fewer points



BACK

Mini-Lessons With Example Problems



The screenshot shows the Prodigy game interface. At the top, there's a black bar with icons for fullscreen, home, and a logo. The main content area is divided into two columns. The left column has a blue box with the text "Equivalent fractions" and a small icon of a blue square with "x + 3x". Below this, there's a text prompt: "Write fractions in different ways. For example, how many halves in 3 1/2?". At the bottom of the left column, there's a bronze medal icon and the text "BRONZE" and "4,200 POINTS REQUIRED TO PASS". The right column has a section titled "TEST YOUR SKILL" with two sliders: "SKILL LEVEL" set to "EASY" and "NUMBER OF QUESTIONS" set to "10". At the bottom, there are three green buttons: "TEACH ME", "HOW TO PLAY", and "PLAY". A red arrow points from the "Mini-Lessons With Example Problems" title to the "TEACH ME" button.

FOR FULLSCREEN

PRODIGI®

Equivalent fractions

$x + 3x$

Write fractions in different ways. For example, how many halves in $3 \frac{1}{2}$?

BRONZE

4,200 POINTS REQUIRED TO PASS

TEST YOUR SKILL

SKILL LEVEL **EASY**

? NUMBER OF QUESTIONS **10**

TEACH ME **HOW TO PLAY** **PLAY**

[illegible]



FOR
FULLSCREEN

Question
4 of 10

MEDIUM




3 more correct to
go up!



Score: **862**



Which two of these fractions
are equivalent to $\frac{2}{5}$?



$$\frac{10}{15}$$

$$\frac{4}{10}$$

$$\frac{6}{15}$$

SUBMIT ANSWER

2 FREE HINTS 

1 FREE SOLVE 



NORTHBRIDGE INTERNATIONAL SCHOOL
CAMBODIA
A NORD ANGLIA EDUCATION SCHOOL



FOR
FULLSCREEN

Question
10 of 10

EXTREME



ON FIRE!

Score: **4,736**



Bob adds two fractions, but does not use
the lowest common denominator.

Complete the work.

$$\frac{2}{\boxed{}} + \frac{2}{3} = \frac{12}{\boxed{}} + \frac{\boxed{}}{48} = \frac{\boxed{}}{48} = \frac{11}{\boxed{}}$$

22

32

48

8

12

24

44

6

SUBMIT ANSWER

1 FREE HINT

1 FREE SOLVE



NORTHBRIDGE INTERNATIONAL SCHOOL
CAMBODIA
A NORD ANGLIA EDUCATION SCHOOL

FOR
FULLSCREENQuestion
2 of 10

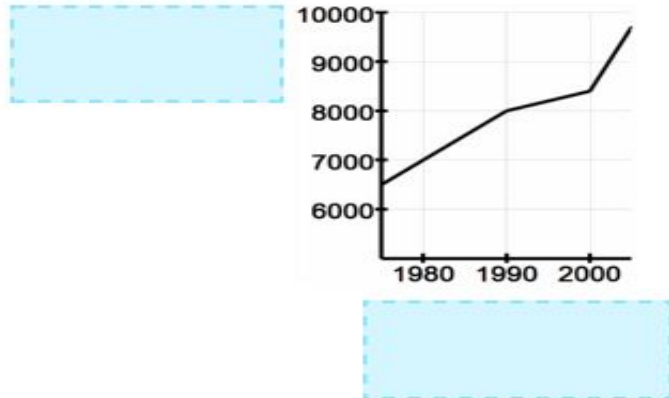
EASY



2

more correct to
go up!Score: **153**

The line graph shows the data from the table. Add the labels for the axes.



Year	1980	1990	2000
Number of teachers	7000	8000	8400

year
number of
teachers

SUBMIT ANSWER

2 FREE HINTS

1 FREE SOLVE

NORTHBRIDGE INTERNATIONAL SCHOOL
CAMBODIA
A NORD ANGLIA EDUCATION SCHOOL





**Play Again Improve
Score**

**Wrong Answer
Click Box to Get Help**

What Do Grades Tell Us?

What do you notice about the scores below?

What can you say about each student's understanding?



Score
8 out of 10
80%



Score
8 out of 10
80%

Grades in Mangahigh are Medals



No Medal tells you to keep trying

Most students earn a medal after 3 tries.



Bronze tells you that your child understands the assignment

Most students earn a Bronze medal and that is a good score!



Silver tells you that your child worked hard to answer MOST of the hardest questions correctly



Gold tells you that you that your child worked hard to answer ALL of the hardest questions correctly



Use Your Child's Login to Monitor Progress

How to Log In to Mangahigh From Home

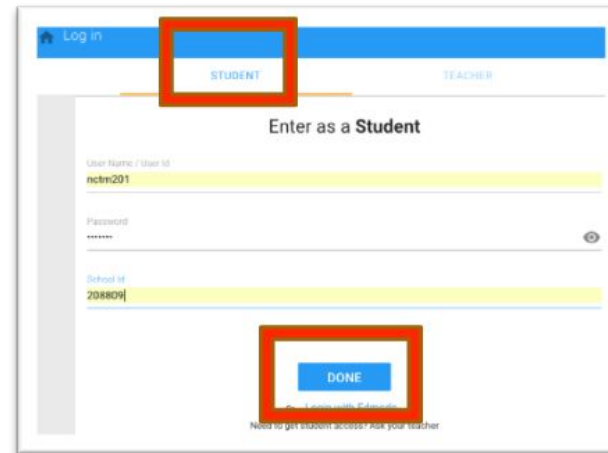
1. Students receive a login from their teacher.



Login for
Your Name
User ID:
Password:
School ID:

Please login at <https://www.mangahigh.com/login>

2. Click STUDENT
3. Type User ID
4. Type Password
5. Type School ID



Log in

STUDENT TEACHER

Enter as a Student

User Name / User ID
nctn291

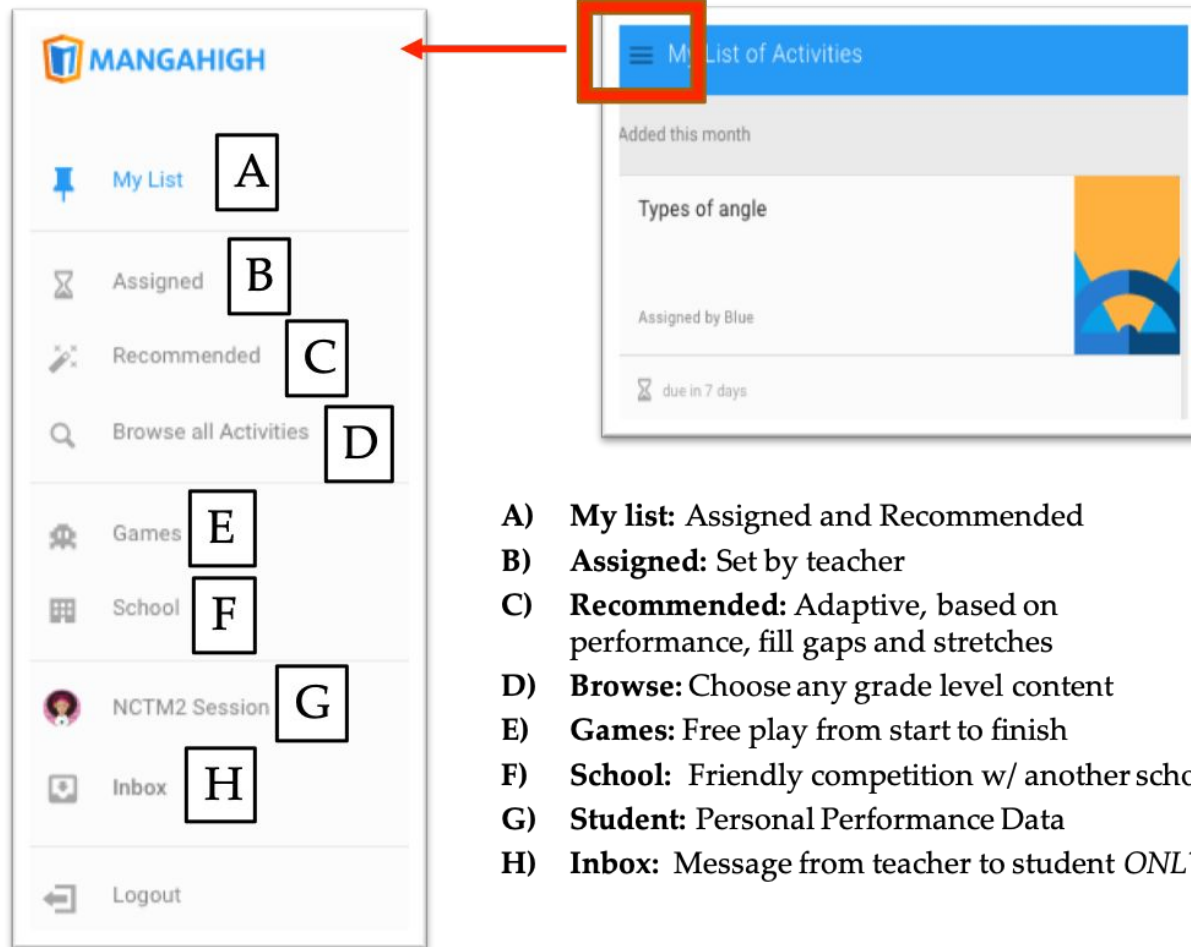
Password

School ID
208809

DONE

Need to get expert access? Ask your teacher

Student Dashboard



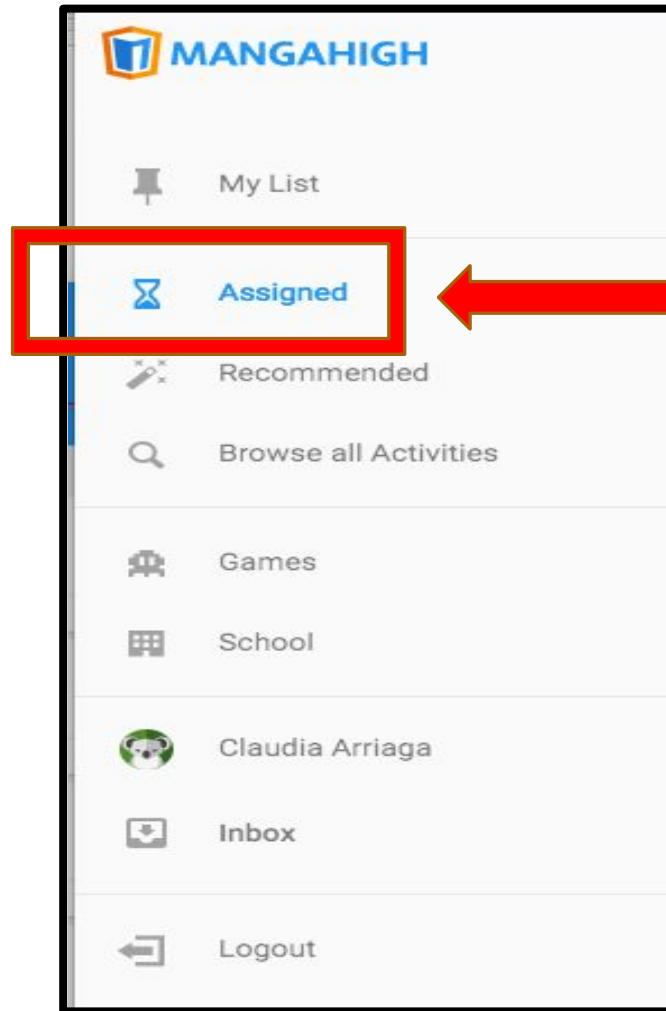
- A) **My list:** Assigned and Recommended
- B) **Assigned:** Set by teacher
- C) **Recommended:** Adaptive, based on performance, fill gaps and stretches
- D) **Browse:** Choose any grade level content
- E) **Games:** Free play from start to finish
- F) **School:** Friendly competition w/ another school
- G) **Student:** Personal Performance Data
- H) **Inbox:** Message from teacher to student *ONLY*

How to See Progress

Newest Assignments on Top – Due Date is Shown

Assignments Will Never Disappear

The screenshot displays the MANGAHIGH user interface. On the left is a sidebar with navigation options: 'My List' (highlighted with a red box and a red arrow pointing to the 'My List of Activities' header), 'Assigned', 'Recommended', 'Browse all Activities', 'Games', 'School', a user profile for 'Michelle Nicolini', and 'Inbox'. The main content area is titled 'My List of Activities' and shows a grid of activity cards. Annotations include: a black box labeled 'This is Free Play' with a yellow arrow pointing to the 'Addition I' card; a black box labeled 'Not Recommended or Assigned' with a yellow arrow pointing to the 'Addition I' card; a yellow box labeled 'Recommended' with a yellow arrow pointing to the 'Use proportions' card; a yellow box labeled 'Assigned by Ms. Henry' with a yellow arrow pointing to the 'Ordering whole numbers, halves & quarters' card; and a red box around the 'passed' and 'bronze medal' status on the 'Ordering whole numbers, halves & quarters' card. Other cards visible include 'Addition I', 'Use proportions', and 'Halves'. Each card shows a 'gold medal' icon and a 'Recommended' status.



Direct Your Child to
Work on Assignments
First

Thank you!

**We are excited for your child to play with mathematics
with Mangahigh!**





NORTHBRIDGE INTERNATIONAL SCHOOL
CAMBODIA
A NORD ANGLIA EDUCATION SCHOOL

P.O. Box 2042, Phnom Penh 3, Cambodia
+855 (0)23 900 749
admissions@nisc.edu.kh

Q and A



Thank you