



One More Re-Used

Recycling School
Uniforms

-May 2018-

OneMoreReused@gmail.com

Why?

How did it start?

1. Our team
2. Collection process
3. Products

How does it work?

● Collection

1. How?
2. When?
3. Where?
4. What?
5. Food for your thought to reduce the volume of used uniform

● Logistics

● Create

● Production

● Marketing

1. School products & collaboration

2. Pop up products

● Commerce

1. 4P's

2. Values

3. Selling options

● PR

1. How to communicate?

2. What to promote?

Education

Why?





**Because clothes are
not garbage**



For safety reasons, we can't donate uniforms with the school logos

visible



Because we teach our kids to be environmentally conscious

Why don't we try to repurpose the uniforms?



So we did the maths...

BIS Ho Chi Minh City


2,000
Students



10,000
Tops




6,000
Bottoms



16,000
pieces
every
year



Nord Anglia Education has **34,000** students around the world.



“If you think you are too small to
make a difference,
try sleeping with a mosquito”

— Dalai Lama



**2015
Start
with
an idea**

**2018
Short listed
for the International
Impact Award**

**WHAT NEXT
WITH YOUR HELP?**



How did we start?



1. We built a team of volunteers



Rachel Youm
From USA
Skills : Teacher



Margot Van Gastel
From Holland
Skills : Energy environmental
engineer, business development



BiBi Humbert
From France
Skills : Interior design



Ying Mckenzie
From Malaysia
Skills : project manager, negotiator,
PR, marketing



Melanie Rowe
From Australia
Skills: Personal Income Tax



Helen Veale
From Ireland
Skills: Anti Money Laundering



Irene Wong
From Singapore
Skills: Planner, supply chain



Nandini Varma
From India
Skills: Financial services, marketing,
photography, jewellery design



Neelam Patnaik
From India
Skills: Risk analysis, photography



Mimi Nguyen
From Vietnam
Skills: Business development director






This project is like a relay.
It continues as people come and go.

June 2015

Margot & Rachel had the idea of recycling the uniforms instead of throwing them during summer.




Sept – Dec 2015

Margot & BiBi started to collect uniforms from their friends and stocked them into their houses. Focus was on design development and receive agreement of the school.



Jan 2016

Ying joined the team and built a truthful relationship between the team and BIS Primary school management. First uniform collection at school.




Feb – Apr 2016

The team found support from: sponsor for storage boxes, tailors who accepted to produce from fabric uniforms and school parents community who empty collection boxes.


May 2016

Mel and Helen, so super impressed by the ideas they joined the trio. More pop ups shops, ideas, creating, producing, spreadsheets, collecting followed. And of course there were many coffees, learning about new cultures and much much laughter.




Aug 2016

Irene joined the team. She's lived here before a few years ago and fitted straight into the group.



July 2017

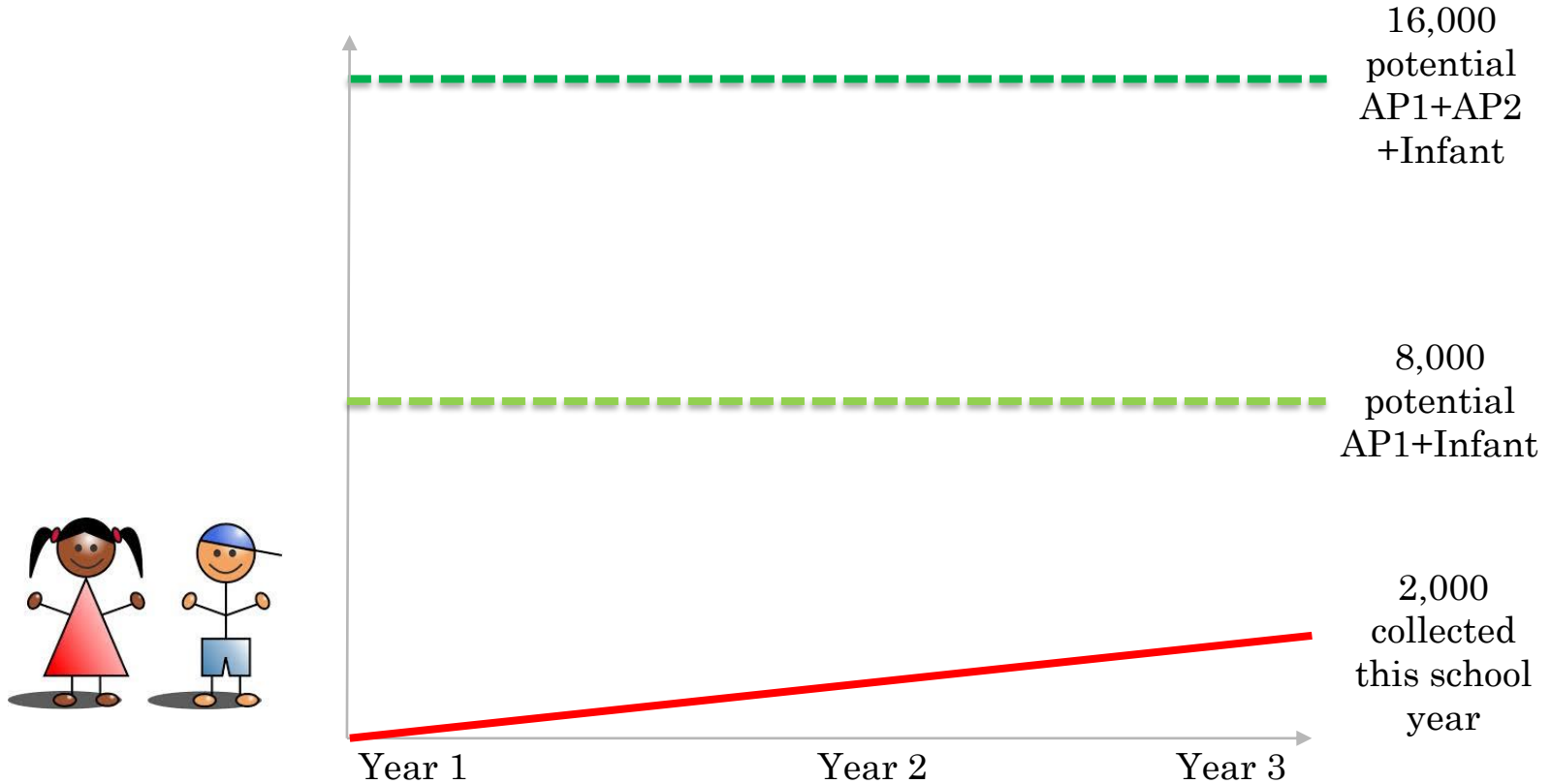
We lost some of our Team. Helen back to Ireland and Ying to Australia. Neelam and Nandini to the rescue!



Dec 2017

Welcome to our newest team member Mimi. With so much to do the more team members the better!

2. Collection of uniforms at AP1



3. Products



Spring Fairs x 2
BIS Christmas BISzaar
Year 4 Upcycling Project and Fashion Show
Family Picnic
Art Festival
Year 6 leavers party gifts
Teachers Day Gifts
End of year gifts for students
Welcome bags
Tool Belts for teachers
Football Boot Shoe Bags for Community Football

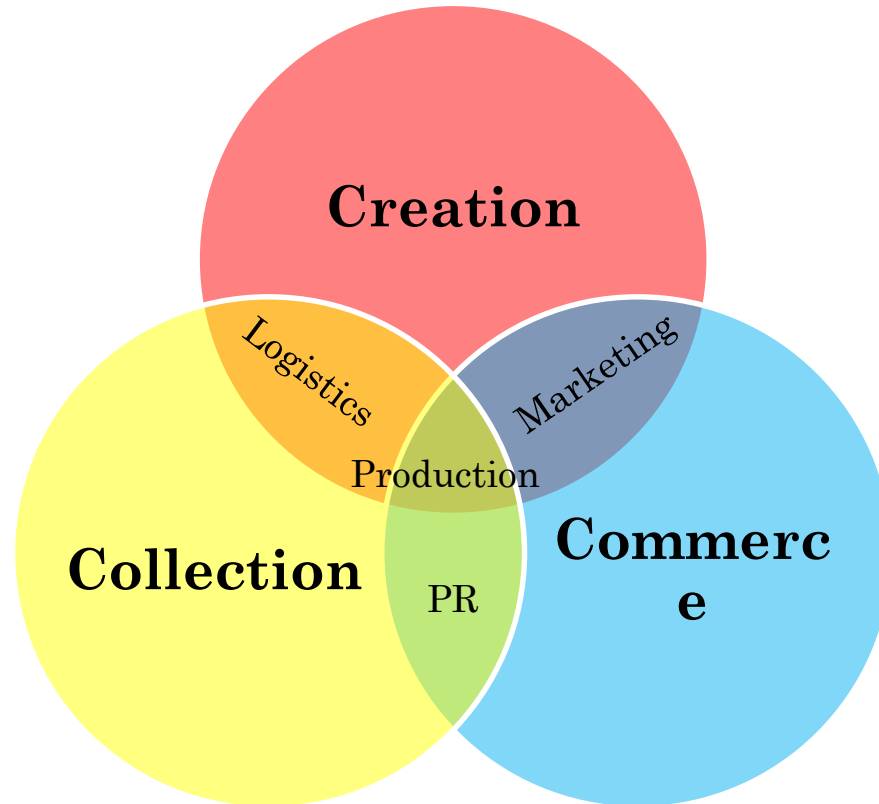




How does it work?



Team work organization





Collection



1. How?



Storage started
in our houses
2015




School storage
& box sponsor



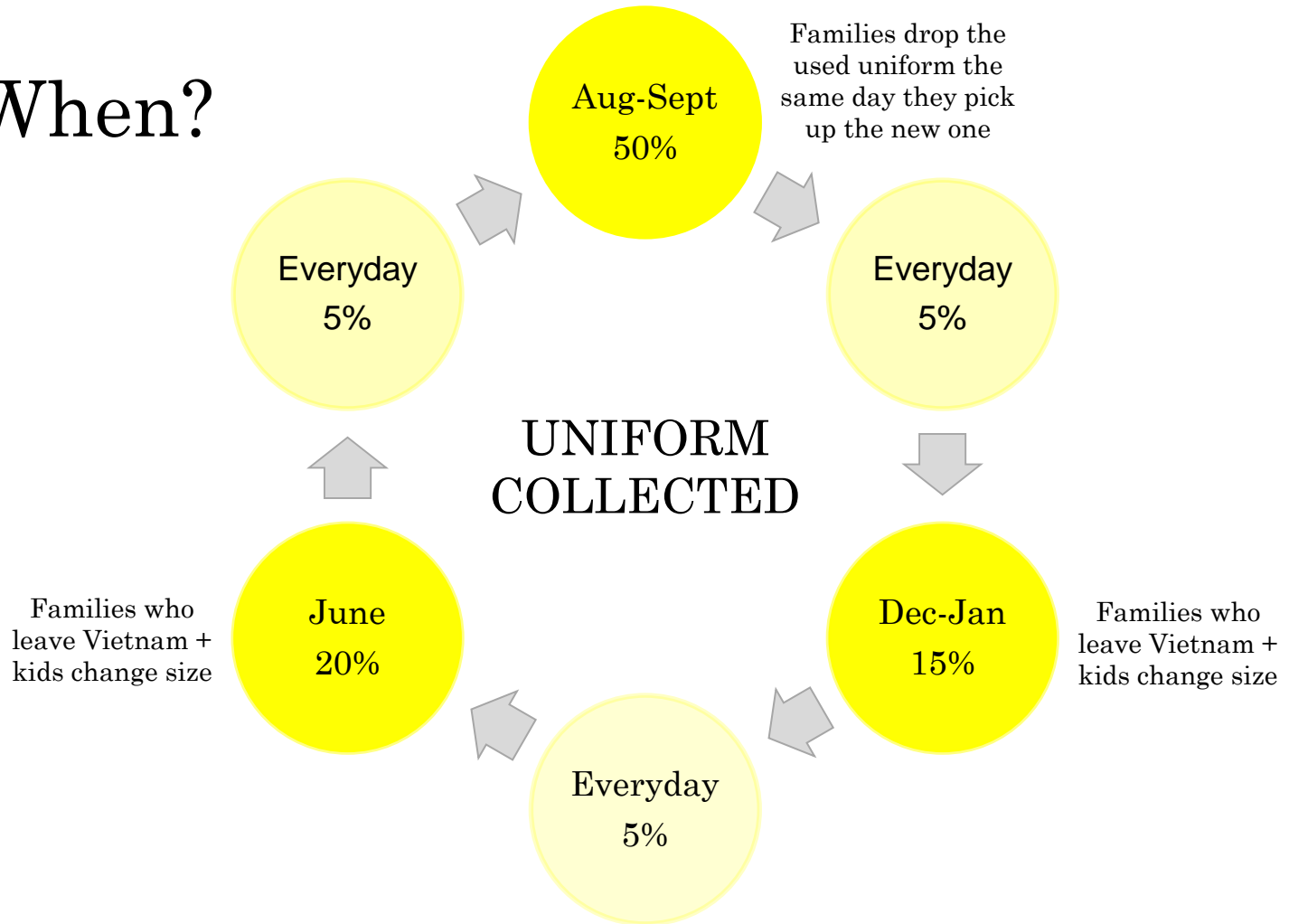
Collection AP1
August 2016



Collection
AP1+AP2
March 2018



2. When?



3. Where?



EYIC

On process



- **Collect** : Gate A
- **Storage** : Ressources room 2nd Fl




APP

Since August 2016



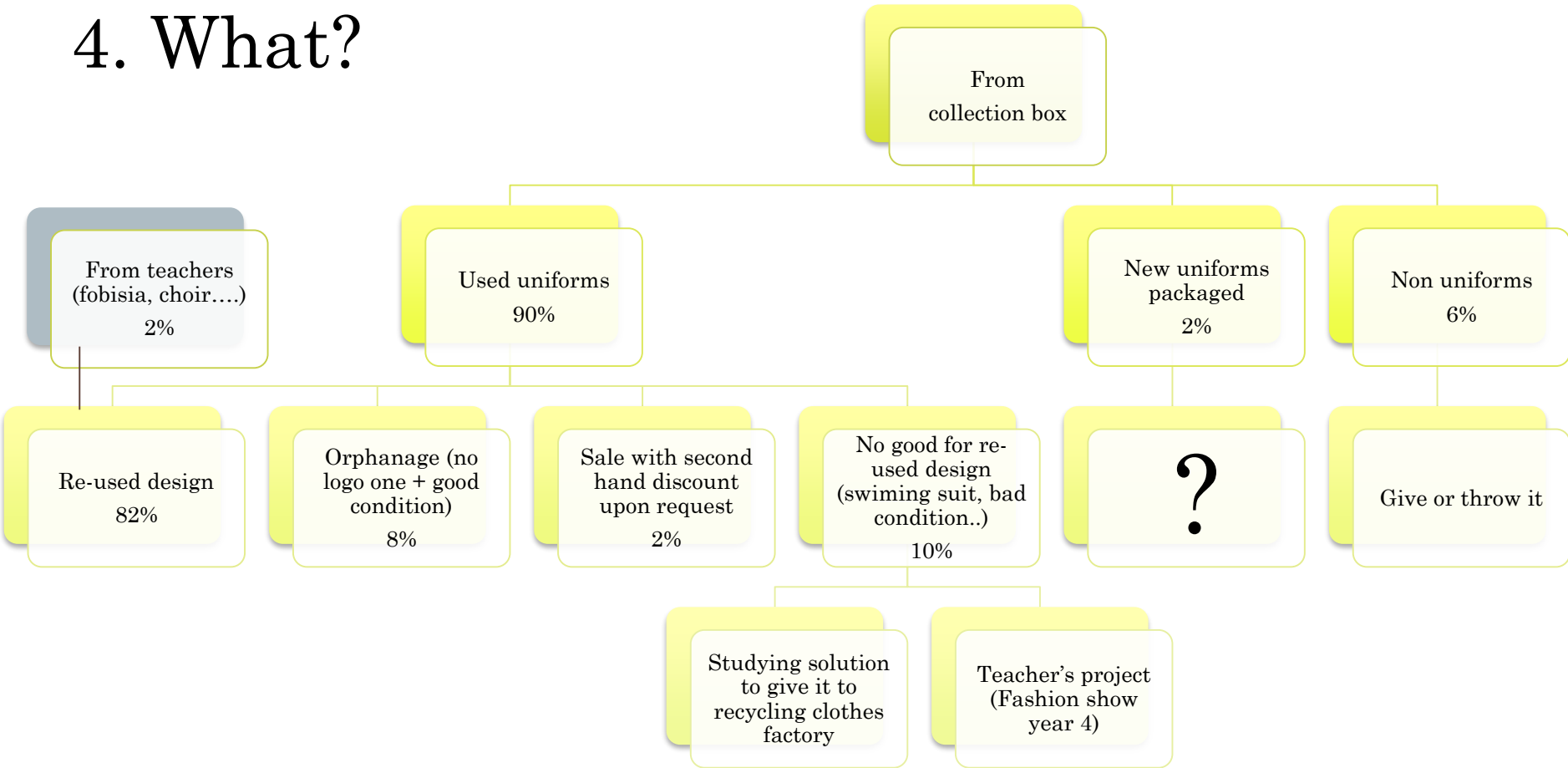
- **Collect** : Hall ground floor
- **Storage** : Class room 221



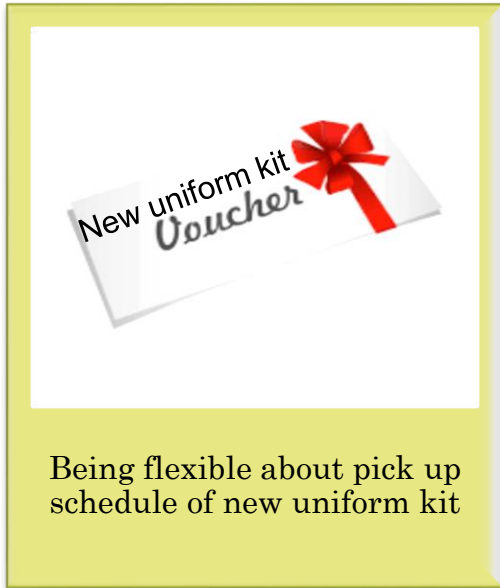
APS

Since March 2018

4. What?



5. Food for your thought to reduce the volume of used uniform





Logistics

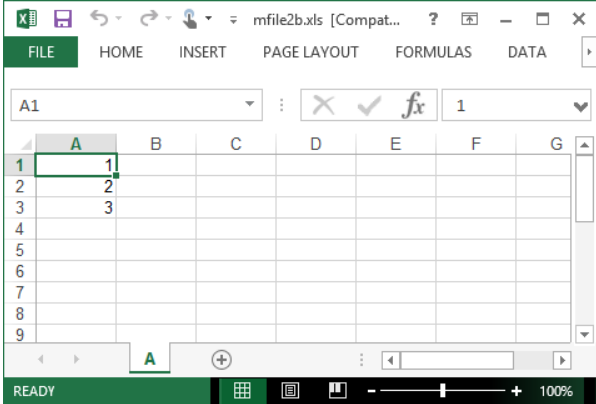


1. At the storage all uniform are sorted one by one

2. The inventory is recorded in a spreadsheet

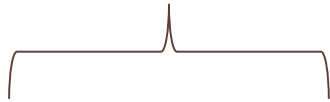


Storage box stock note nr:		
Date	Amount	Total



Type of uniform :	
Size :	
Quality :	
To administration :	


Sorting



By size




By quality






Creation



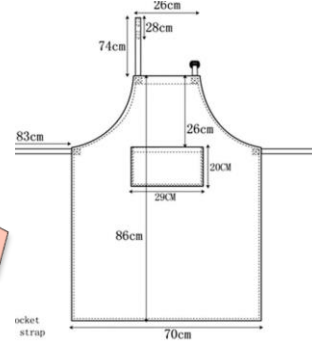
We work with what we have collected.
95% of our design is made from uniform pieces.



1. Product design brainstorming



2. Make a Basic Paper Pattern



3. Look at aesthetics

4. Make Technical Specifications for the Tailor

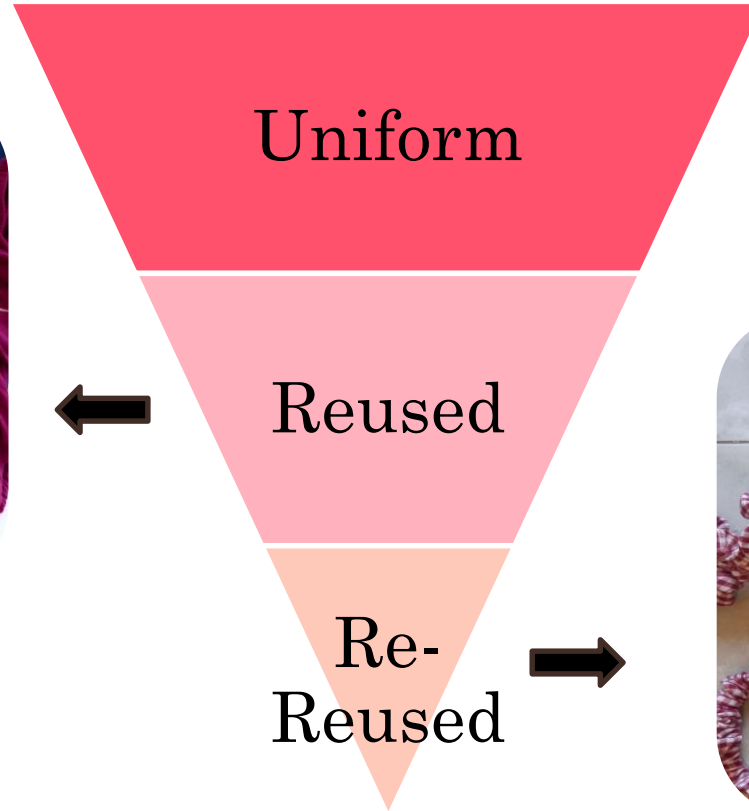
5. Prototype Testing & Feedback



EXAMPLE :
Toolbelt for
teacher (EYIC)



We are trying to reduce as much as we can from
the left over part



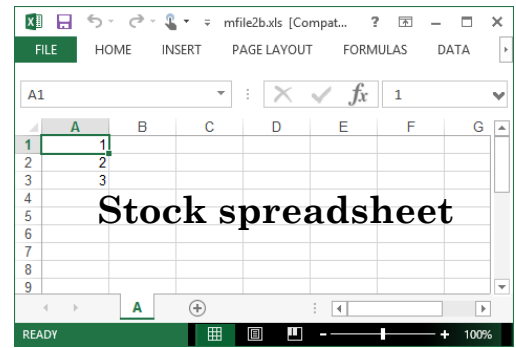


Production



1. Check Stock Qtys

- Check stock spreadsheet for quantities and quality.
- Minimum or Maximum size required to follow pattern.



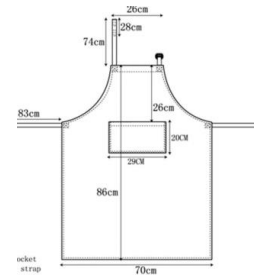
2. Prepare Production Bag

- Label all production bags with quantity, uniform item, description of use.



3. Create work order for tailor

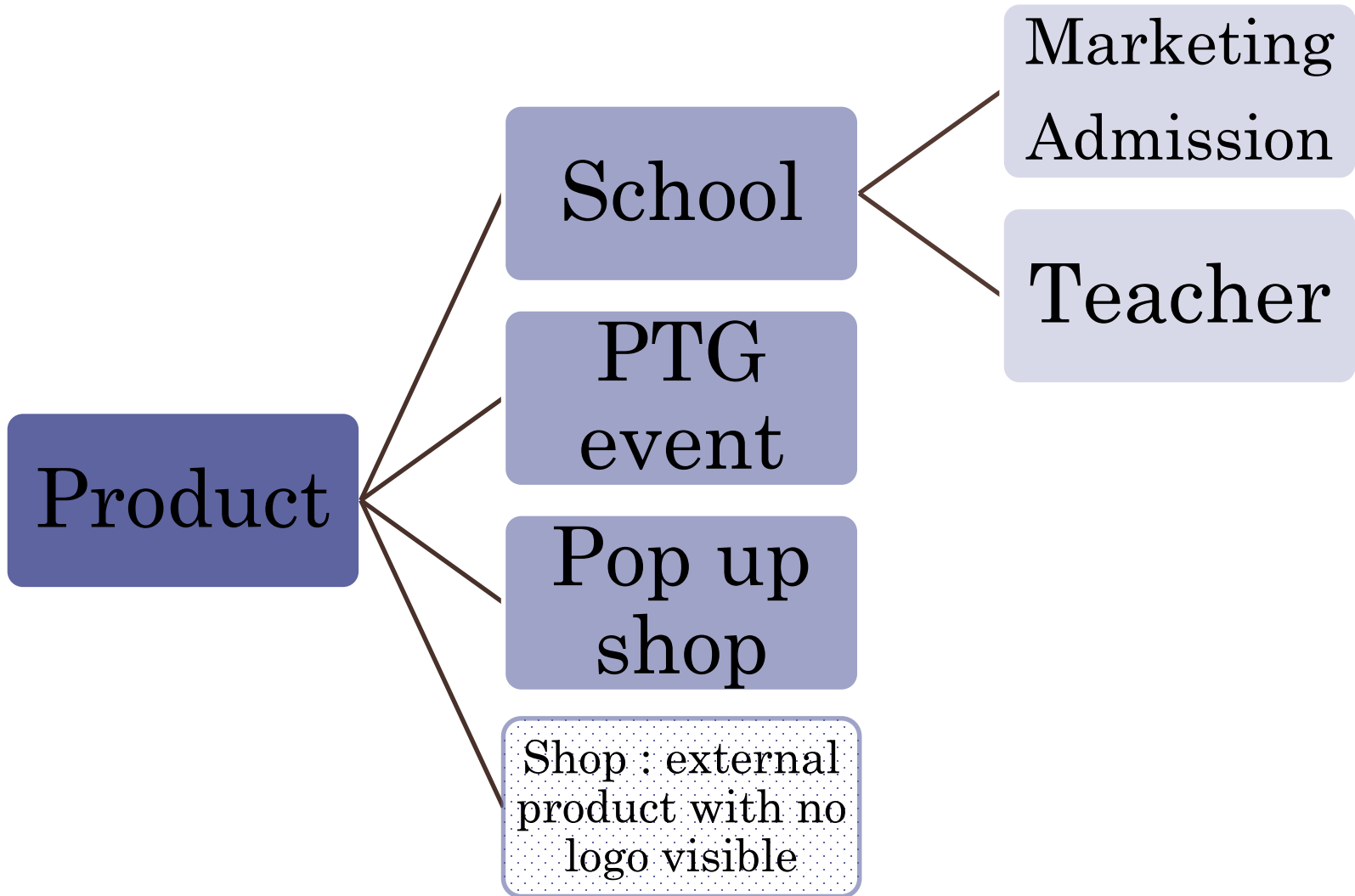
- List detailed technical plan including quantity, agreed cost, deposit paid and pick up date.
- Good idea to staple a sample of each fabric type with a name to the order for the Tailor to refer to.





Marketing





1. School Products & PTG Collaboration



Tool belt for teachers in Fundinos



Collaboration with teacher for special workshop in year 4



Teacher request
Football team bag pack.
Embroider names to existing design



Key chain for teacher day gift

Connect with school curriculum



Chicken bean bag were initially produce for Year 6 graduation party 2016 (chicken was Chinese zodiac sign in 2016).
It was a big success and now the school offer them to new students

Connect with school values

2. Pop Up Products

Suit budget
& taste

Functional


Connect
with school
events &
calendar

Product of
the month
to keep it
attractive





Commerce



1. Basics

Make a display



Create &
make a
label



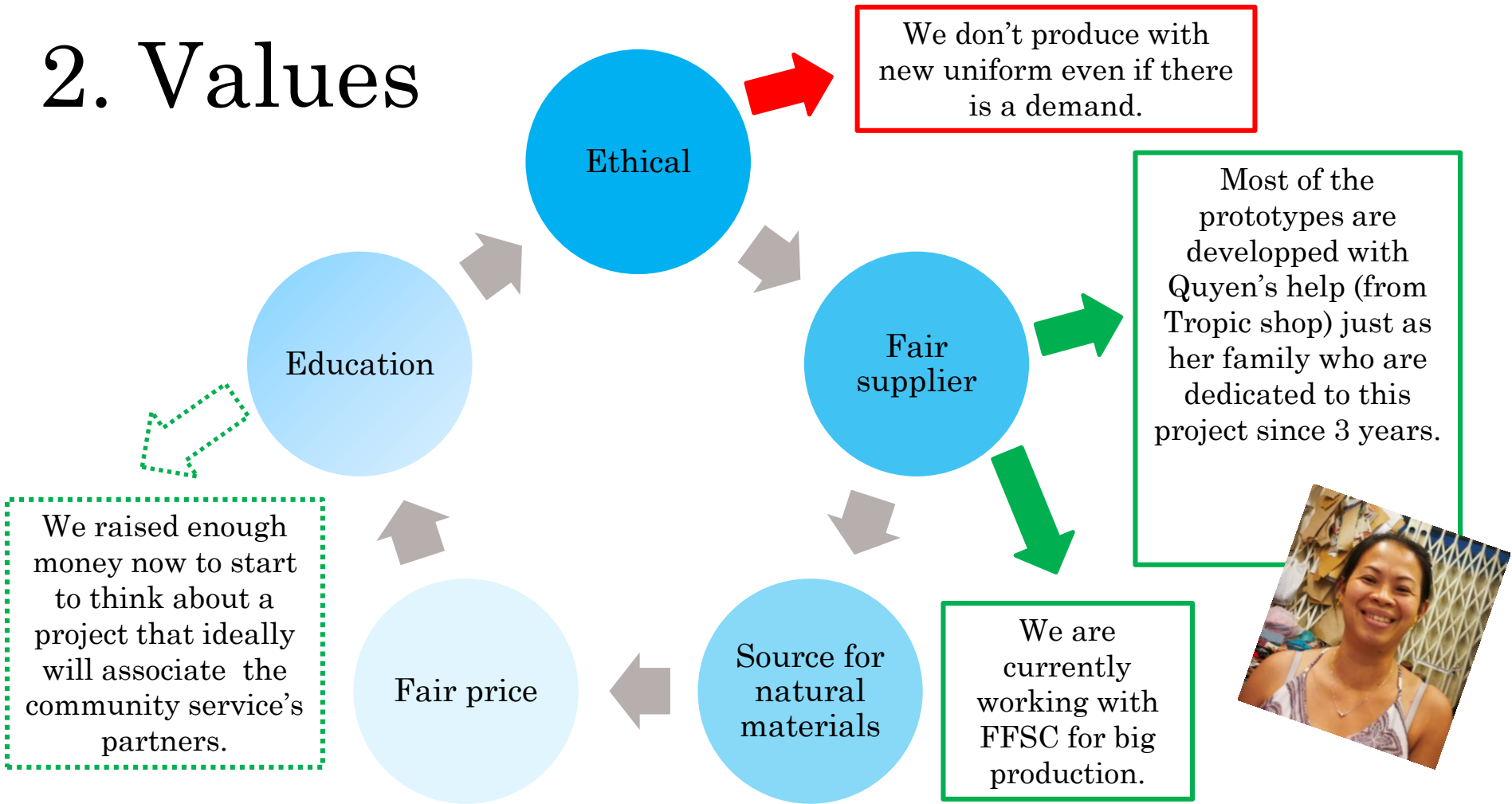
Customer
Service



Set a fair
price



2. Values



3. Selling options



Existing one

Pop up shop once a month

School event

Other ideas

Uniform shop

Online pre-order

Self-service





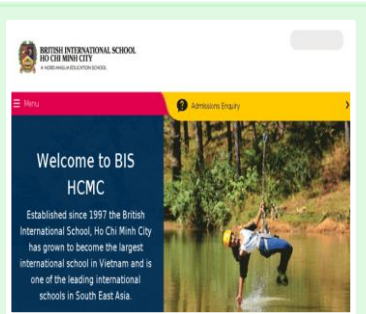
PR



1. How to communicate?




School event



Website

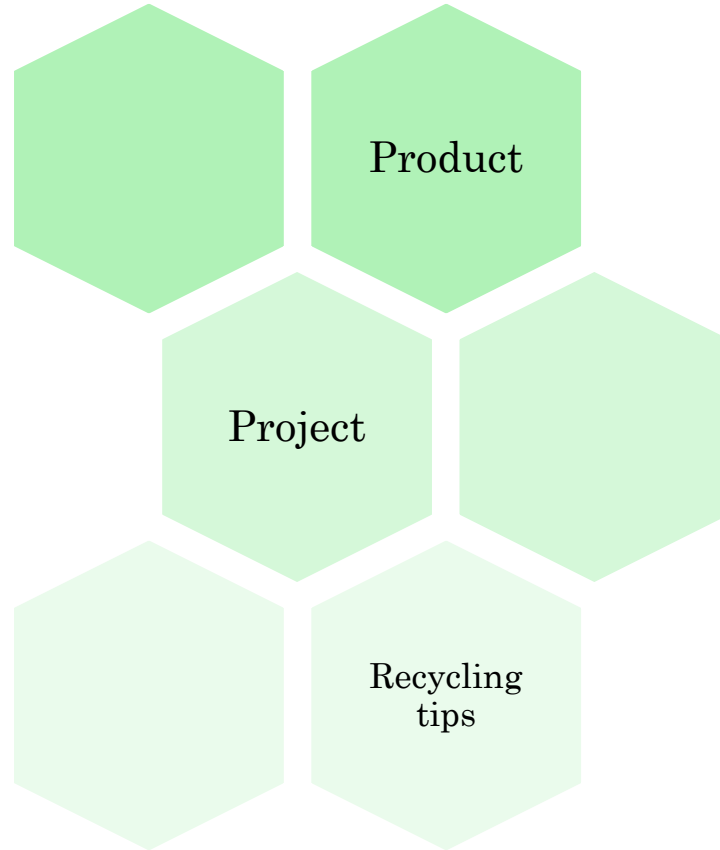


Newsletter




Instagram


2. What to promote?



Education



This project has the potential to impact positively in our environment in Vietnam.




With the money raised, we hope to create awareness, educate more people and help to start new environmental projects.



APP

This project is linking the whole school community.



EYIC

If we educate to protect
our environment.
It will impact the people
who live in it, the
communities who depend
on it and the ecosystems
which rely on it.





★ **Students** ★
★
for being
enthusiastic

★ **PTG APP**★
for always
including the
project to their
event

★ **Security team** ★
for helping us with
heavy bags

★ **Mrs Dee & Mr Simon** ★
for supporting the initiative

★ **Teachers** ★
for connecting
this project
with APP
curriculum

★ **FFSC** ★
for training their
team to work
with recycling
clothes

★ **Quyen from Tropic**
★
for giving time to work on
prototypes

★ **Parents**
★
for bringing
the uniforms

★ **Saigon Van** ★
for sponsoring and
supplying the
storage boxes