



Digital Safety

General understanding,
approach and guidelines
for online safety



**REGENTS INTERNATIONAL SCHOOL
PATTAYA**
A NORD ANGLIA EDUCATION SCHOOL



Be Ambitious Be Regents

Introduction



Alirio Rodriguez
IT Director

- BS Computer Engineering
- 12 years of experience working in international school
- IB Educator and MYP Examiner



Distinguished
Educator



Top 7 dangers children face online

- 1 Cyberbullying
- 2 Cyber predators
- 3 Posting private information
- 4 Phishing
- 5 Falling for scams
- 6 Accidentally downloading malware
- 7 Posts that come back to haunt a child later in life

Main parent's concerns

- 1 Screen time
- 2 Online gaming
- 3 Access to inappropriate content
- 4 Cyberbullying
- 5 Privacy
- 6 Social media

Regents International School Pattaya

We take digital safety seriously

Nord Anglia Education Standards

At Regents:



smoothwall[®]
Web Filtering + Security



Azure Active Directory



MDM (Mobile Device Manager)



Digitally Secure. For Life.

Block Pornography

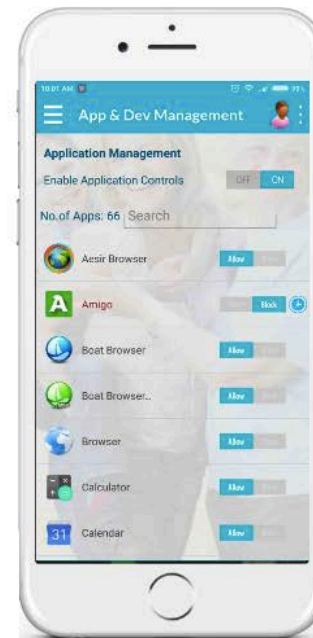
Block Porn feature has your solution to block porn online. Nischint reviews web pages in real time and either blocks pornography and other adult content or alerts you about it, according to your preferences.

Set Screen Time - Block Apps / Games

Set Screen Time - App Blocker & schedule app feature can remotely disable all web browsers and mobile apps on iPhone and Android devices at-a-touch of a button.

Block Websites

Block website & Web filtering App which is designed to block websites with more than 4 Million URL's in 70 categories including pornography, gambling, drugs, violence / hate / racism, malware / spyware, phishing



Monitor / Block Child Facebook

Monitor child social media & Facebook feature gives parents an option to connect to their child's Facebook account. Monitor what you child posts online, likes / share / comments.

Set Geo Safe Zone & GPS Tracking

With GPS child tracking and Set Safe zone features you not only get to know where your child is but can also set Geo safe-zones. Rest assured we let you when you kid enters and exits a safe zone.

Monitor Calls / SMS / Contacts

Monitor Child Calls & SMS & Contacts Feature helps you to monitor complete call & sms history with time where you can see who your child calls or texts. You can also view all contacts of your child.

<https://www.nischint.com/>

Parental Tips and Resources

You can actively be involved

Best approach

10 INTERNET SAFETY TIPS FOR PARENTS

- 1 Don't block all access to technology. Help your child learn to use tech **safely** and **positively**.
- 2 Take an **interest** in your child's favourite apps or sites. Co-view or co-create at times.
- 3 Be the parent. You're in charge. Set **boundaries** and consider using filtering software.
- 4 Create a family media **agreement** with tech free zones such as cars, bedrooms, and meals.
- 5 Teach your child what **personal information** they should not reveal online (YAPPY acronym).
- 6 Help your child learn to **filter** information online and navigate fact from fiction.
- 7 Navigate digital **dilemmas** with your child. Avoid using devices as rewards or punishments.
- 8 **Balance** green time and screen time at home. Focus on basic developmental needs.
- 9 Don't support your child to sign up for sites with **age restrictions** (e.g. 13+) if they're underage.
- 10 **Learn more:** Explore reliable resources for parents so you can educate yourself.

@kathleen_morris  www.kathleenamorris.com

<http://www.kathleenamorris.com/>

Grades K-5 Family Tips

Help Boost Kids' Safety, Privacy, and Security



When kids start to go online, whether they're playing multiplayer games, using educational apps, or just following their curiosity on Google, it's important that they understand the basics of online privacy and safety. With some general guidelines around what information is and isn't OK to share, and some help from parents when they're unsure, kids can have fun and learn a lot in the digital world.

Check out these 5 tips

1

Discuss personal vs. private info.

Talk about the difference between what's OK to share online (favorite color) and what's not (home address).

2

Use privacy settings.

Together, go through the settings on all new apps to make sure you both know what information your kids are sharing. Especially in the beginning, it's better to share very little.

3

Avoid location tracking.

Location-aware apps can be super helpful. But apps that use a device's location to help people find your kid or offer them ads for nearby businesses should be used with caution. Turn them off if you can.

4

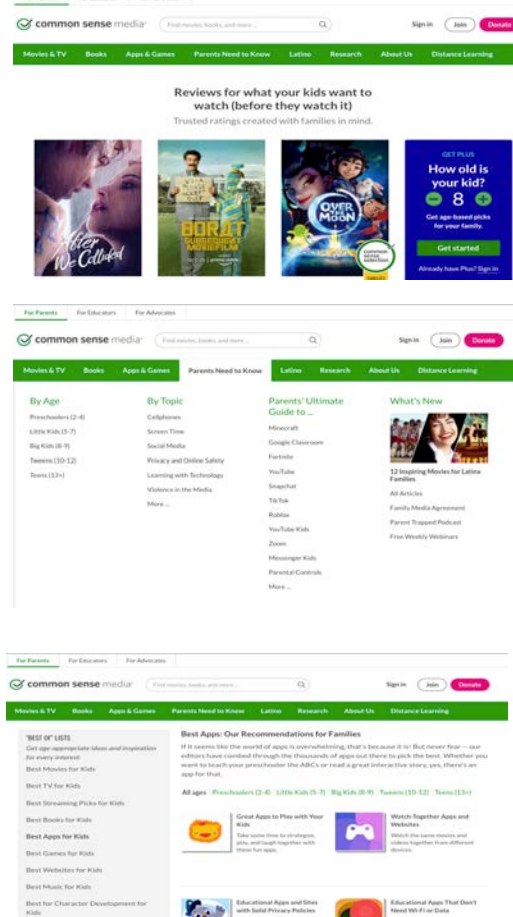
Power up passwords.

Work together with kids to help them come up with complex passwords. Think outside the dictionary. Use phrases and special characters that make passwords hard to guess but easy to remember. Remind kids to keep passwords private and change them regularly.

5

Skip quizzes.

Help kids identify and avoid clickbait, quizzes, special offers, and anything that asks for personal or private information. This helps keep information secure and devices safe.



Commonsensemedia.org

Amazing guidelines and resources to help protect your children at home and reviews on movies, TV shows and games that provide details explanation of age appropriateness

Link:
<https://www.commonsensemedia.org/>

Online Safety Guide

Children's use of the internet is becoming more mobile and interactive offering young people more opportunities to interact and meet new people, so it's never been more important to make sure you are helping your child stay safe in the digital world.



15 hours a week

Children's internet use has reached record highs. 5-15 year olds spend 15 hours a week online



2x

The number of children with a social media profile doubles between the age of 10 and 11. 43% of 11 year olds have a social profile



44%

44% of 5-15 year olds have their own tablet and together with smartphones are the most popular for going online.

Get in control of parental controls



If using a smartphone, check content lock is set



Set parental controls on your home broadband



Control app downloads and purchases



Make the games console safe and secure



Use safety mode on YouTube and Google



If using social networks, check privacy settings

Go to [internetmatters.org/controls](https://www.internetmatters.org/controls) for step-by-step guides

Managing privacy settings on apps

11-15 year olds use on average 5 different websites and apps to communicate with friends at home, the most popular being Instagram (60%).



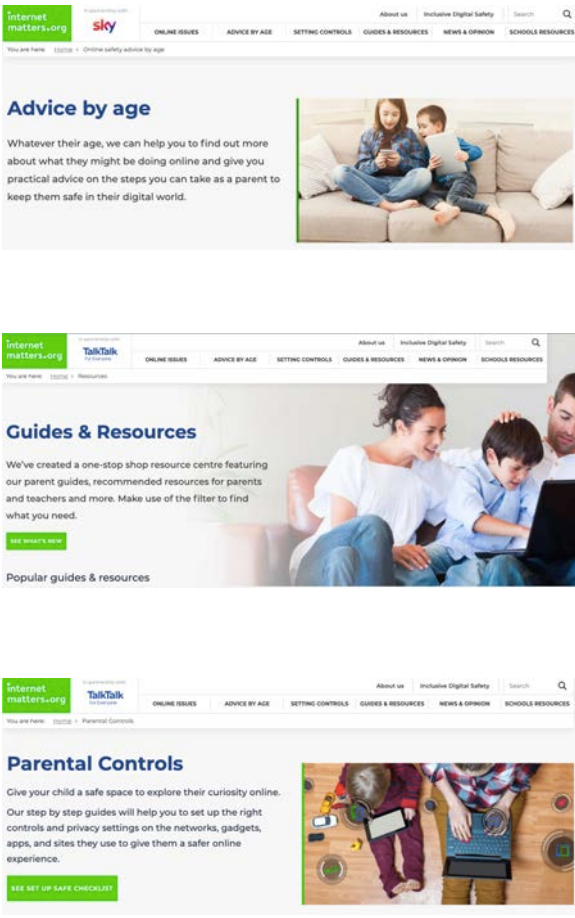



Whatsapp Snapchat Instagram YouTube

If your child is using these networking sites and respective apps, get up to speed on how they can manage their privacy settings with our "How to guides".

Go to [internetmatters.org/back-to-school](https://www.internetmatters.org/back-to-school) to download our "How to guides".

Helping parents keep their children safe online. [internetmatters.org](https://www.internetmatters.org)



The screenshot shows the InternetMatters.org website interface. At the top, there's a navigation bar with 'Internet matters.org' logo, 'sky' logo, and menu items: 'ONLINE ISSUES', 'ADVICE BY AGE', 'SETTING CONTROLS', 'GUIDES & RESOURCES', 'NEWS & OPINION', and 'SCHOOLS RESOURCES'. Below the navigation, there are three main content sections:

- Advice by age:** A section titled 'Advice by age' with a sub-header 'Whatever their age, we can help you to find out more about what they might be doing online and give you practical advice on the steps you can take as a parent to keep them safe in their digital world.' It features an image of a family sitting on a sofa.
- Guides & Resources:** A section titled 'Guides & Resources' with a sub-header 'We've created a one-stop shop resource centre featuring our parent guides, recommended resources for parents and teachers and more. Make use of the filter to find what you need.' It features an image of a family looking at a laptop.
- Parental Controls:** A section titled 'Parental Controls' with a sub-header 'Give your child a safe space to explore their curiosity online. Our step by step guides will help you to set up the right controls and privacy settings on the networks, gadgets, apps, and sites they use to give them a safer online experience.' It features an image of a child using a tablet.

InternetMatters.org

Great guidelines and resources to help protect your children at home


Link:
<https://www.internetmatters.org/>



StaySafe.org

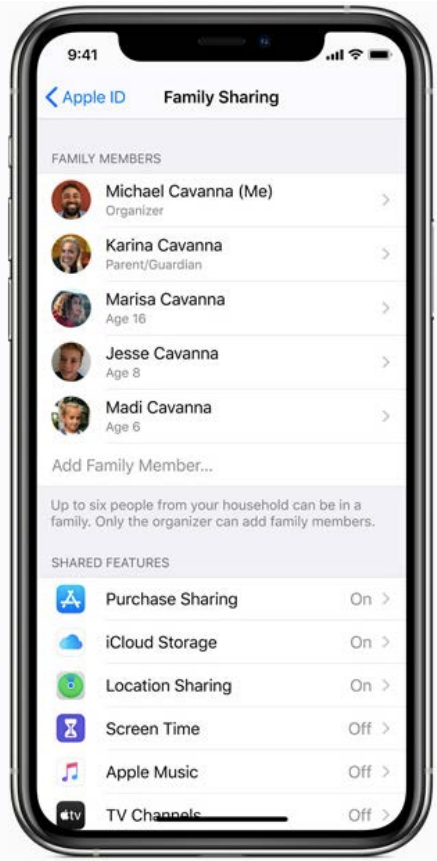
Very nice section on online safety.

Link:
<https://staysafe.org/>

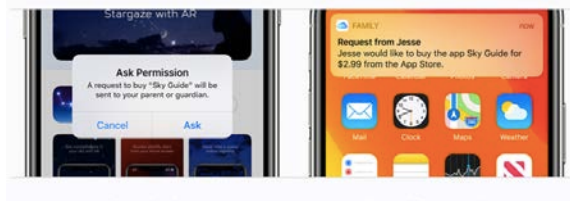


Parental Control Settings

You can also supervise with tools



[Setting up family sharing](#)



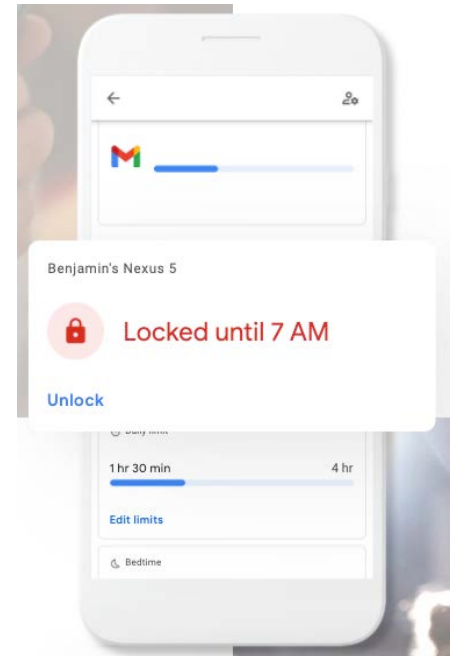
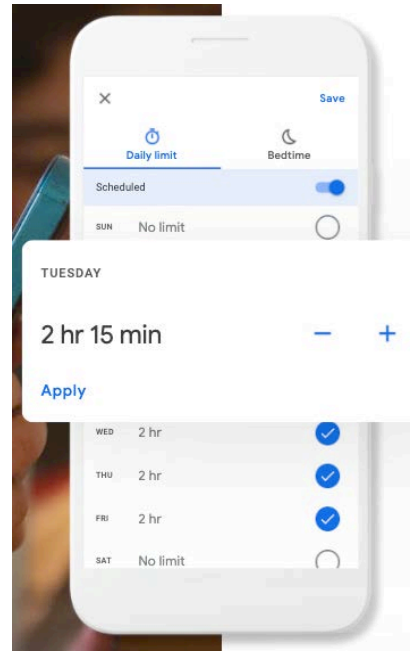
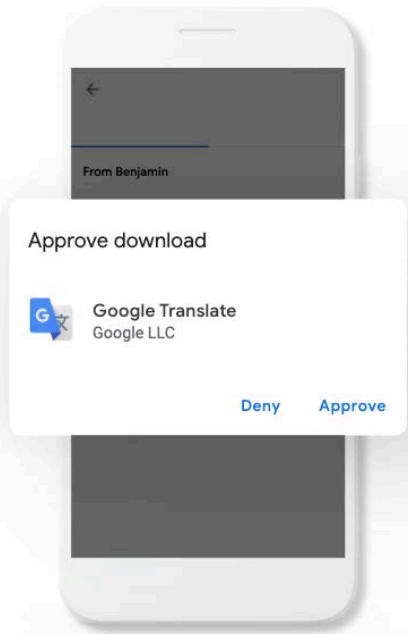
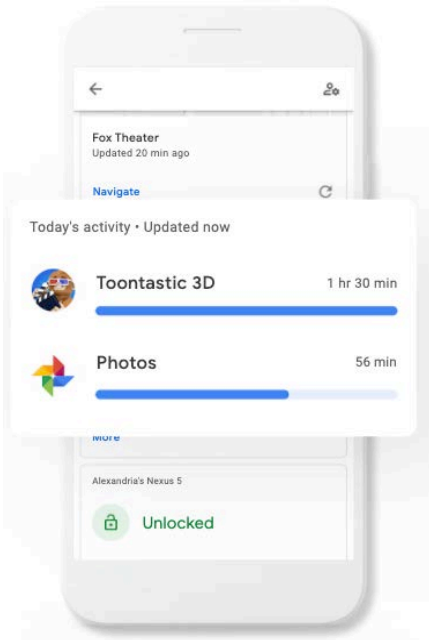
[Apple parental controls](#)



<https://www.apple.com/family-sharing/>



Family Link



Setting up family link

<https://families.google.com/familylink/>

Windows 10

Activity **Screen time** Content restrictions Spending

Xbox screen time

How much time can your child have each day per Xbox, and when can they play? (Tip: Add a time period to allow some screen time after school.)

Xbox screen time limits

Off

PC screen time


How much time can your child have each day per PC, and when can they use it? (Tip: Add a time period to allow some screen time after school.)

PC screen time limits

On

Screen time schedule

Choose when your child can have screen time ⓘ



Setting up Windows 10 parental controls

<https://news.microsoft.com/en-in/features/windows-10-parental-controls-feature/#:~:text=To%20turn%20on%20parental%20controls,are%20turned%20on%20by%20default.>

"Coming together is the beginning, staying together is progress, and working together is success"

- Henry Ford

Reflection: Be a role model



Thank you.



**REGENTS INTERNATIONAL SCHOOL
PATTAYA**

A NORD ANGLIA EDUCATION SCHOOL



Be Ambitious Be Regents