



**BRITISH
INTERNATIONAL
SCHOOL**
HO CHI MINH CITY
A NORD ANGLIA EDUCATION SCHOOL

US University Admissions Process





Outline of the US Universities session


- Overview of US model of education
- Deciding where to apply
- Steps to applying for admission
- How universities make decisions



Admissions



Republic of
Korea



UK



HK



Australia



Canada



Japan



Europe



USA



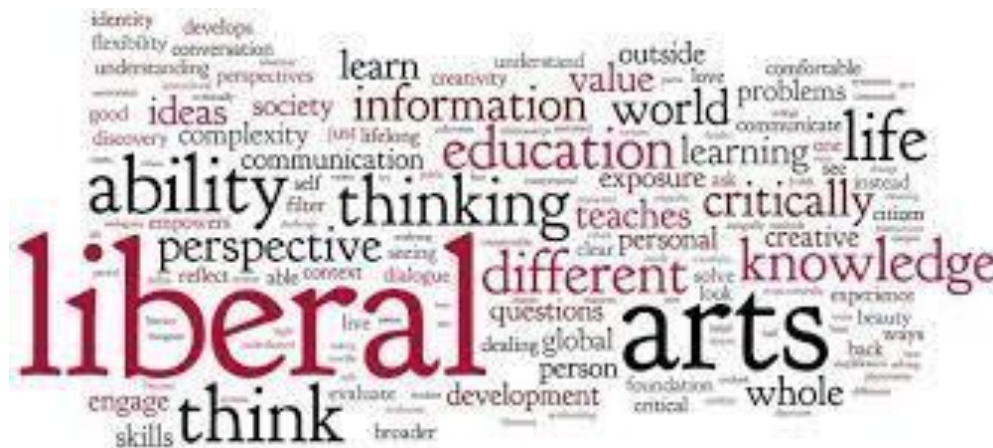
Course

programme

institution

The US Model of Education

- 4 year programme [Sept – May]
- Breadth, then depth
- Emphasises exploration and discovery
- Focusses on reasoning, communication, critical thinking, problem solving skills
- Flexible and interdisciplinary
- NO Law or Medicine at undergraduate level



Public V Private

Public and private refer to the way a school is funded:

Public Schools

Obtain a part of their support from the state in which they are located

Tuition is often lower than that of private schools

Generally charge lower tuition to state residents

Private Schools

Supported by student tuition, investment income, research contracts and private donations.

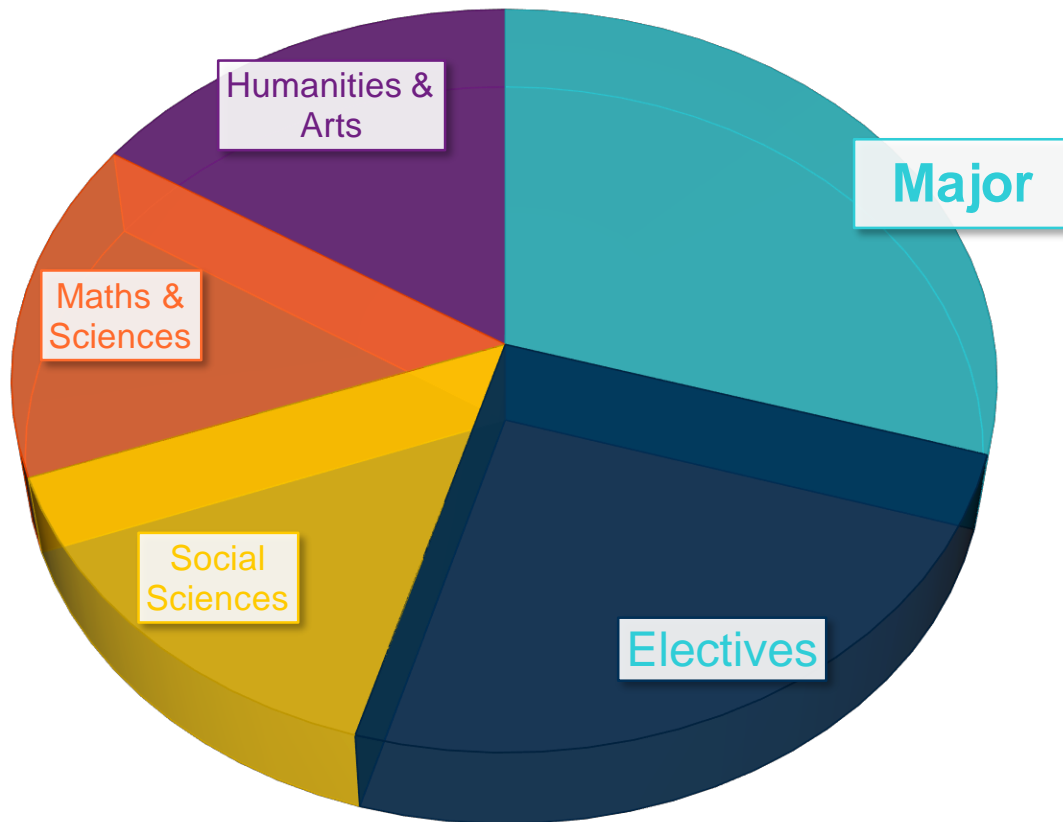
Types of institutions

- Liberal Arts colleges
- Universities
- Professional schools e.g.
Architecture, Business etc.



US Degree Structure

Highly Flexible, Many options



- Core vs Open Curriculum
- Double Major
- Self-designed major
- Study abroad
- Co-op programmes

Annual costs

Total cost: tuition + living costs [room, board, books, supplies, personal]

- Private: US\$45,000 – 65,000+
- Public [residents]: \$26,000+
- Public [non-residents]: \$40,000



In HSBC's 2017 report, The Value of Education, the US again emerged as the top choice for parents considering university abroad for their child – but also one of the most expensive, with parents contributing an average of US\$58,464 towards their child's education in the US per year (including tuition fees, transport, books and accommodation).

Financial Need/Aid

Financial need = total cost – expected family contribution

- Merit scholarship vs need-based aid
- Need blind vs need aware

Need blind schools don't consider an applicant's financial need when making admissions decisions but many are not able to meet need]

- FAFSA / CSS profile
- Financial aid for international students
- Who offers merit based aid in USA?



Where to start?

Remember YOU are at the centre of this process

Consider:

- Sense of community
- Global orientation
- Opportunities
- Academia vs pre-professional
- Celebration of diversity
- Competitive vs laid back
- Sporting culture / school spirit
- Experience of BIS alumni

GO ON, SIT DOWN,
BREATHE DEEP &
ASK YOURSELF...
WHAT DO I
REALLY
WANT?

Strategies

- Research well, visit, network!
- Focus on fit: universities that match your criteria
- Don't follow the crowd or rely on ranking
- Plan on graduate school
- Use resources formal and informal



Class of 2018 & 2017 applications

Most applications from BIS 2018

1. Boston University
1. UCLA
3. UC San Diego
3. Northeastern University
5. Drexel

Most applications from BIS 2017

1. NYU
2. UC San Diego
3. Boston University
4. Northeastern University
5. University of Southern California

Most enrolled from BIS:

1. Northeastern University
2. University of Pennsylvania
3. University of Wisconsin-Madison
4. University of San Francisco
5. NYU







University visits

- University visits listed on ManageBac, LCD screens, emails
- Add to your college list
- Join the Blog/Twitter feed
- Travel to universities if at all possible – tour, interview if offered, summer programmes
- Demonstrated interest- our visitors are here to meet you!



A word about ranking...

				
Ranked 1	Princeton University	Caltech	MIT	Stanford University
Ranked 5	Columbia University	Princeton University	University of Chicago	MIT
Boston University	39th	48th	64th	79th
Northeastern University	47th	182nd	361st	215th
NYU	36th	32nd	41st	77th
UCLA	24th	14th	37th	39th

How to apply

Year 12

1. Research
2. Start standardised testing
3. Start writing

Year 13

1. List universities in BridgeU
2. Complete Common Application / University website portals



Testing – What? Why? When?

	What?	Why?	When?
ACT	English, Maths, Reading, Science, Writing	More content based	Year 12 April Year 13 September
SAT	Critical Reading, Maths, Writing	More aptitude based	Year 12 January Year 12 May Year 13 October [if needed]
SAT Subject Tests	Various subjects	Required by a subset of universities	Year 12 June Year 13 October/November
Test Optional Test Flexible			

TOEFL / IELTS

- Reading, writing, speaking, listening
- Required for IB English B students
- Take in Year 12 term 3 or Year 13 term 1
- If applying to US and UK, take IELTS



Application elements

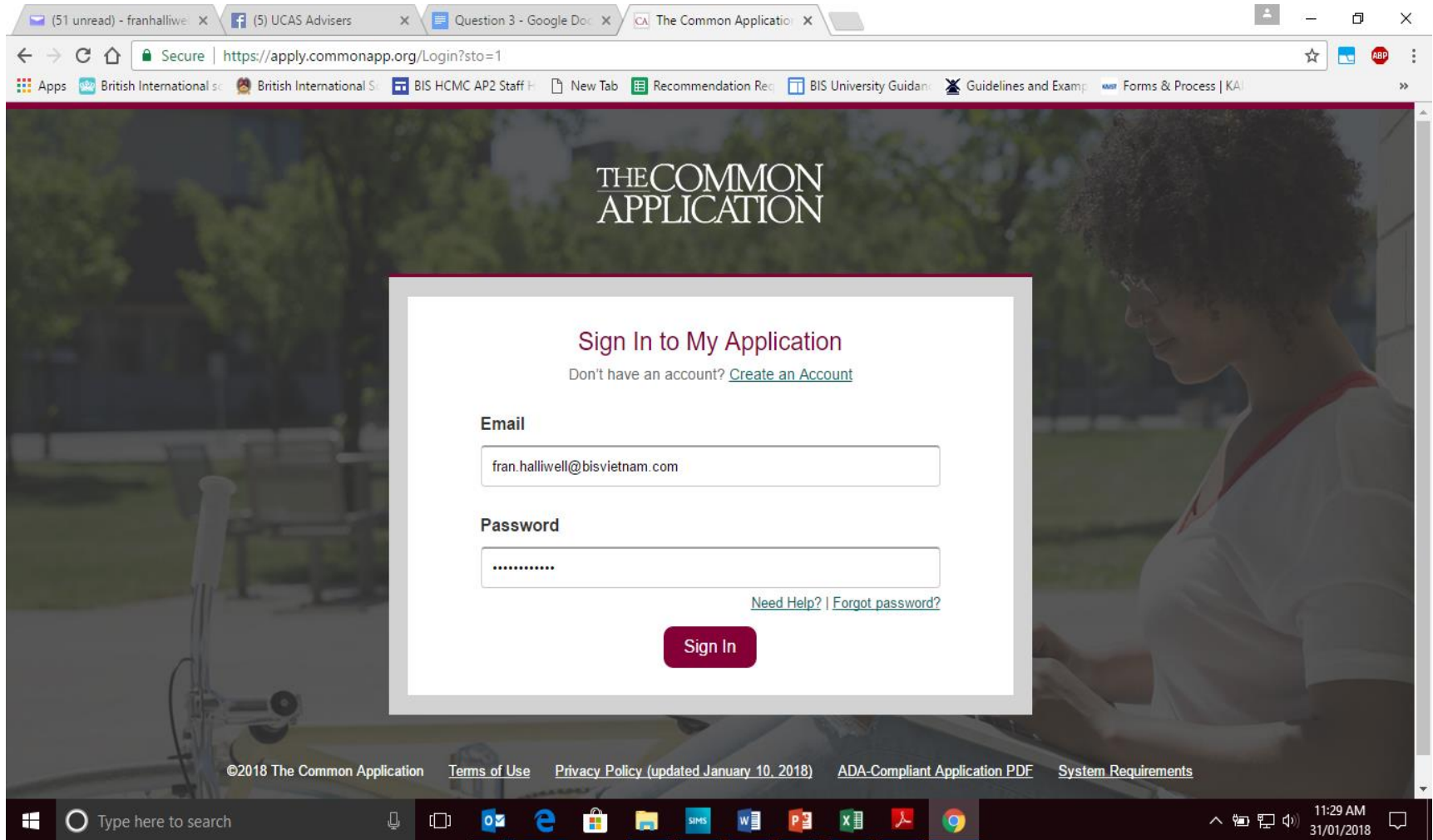
From the student

- Online application
- Activities
- Official scores from College Board or ACT
- Essays [multiple]
- Portfolio / audition if applicable
- Awareness of key deadlines

From the school

- Transcripts Year 10-13
- Predicted grades
- 1-2 teacher letters of recommendation
- Counsellor recommendation
- School profile
- Sending of documents

The Common Application



The screenshot shows a web browser window with the Common Application login page. The browser's address bar displays the URL <https://apply.commonapp.org/Login?sto=1>. The page features a dark background with a blurred image of a person. The main heading is "THE COMMON APPLICATION". Below this, the text "Sign In to My Application" is displayed, followed by a link: "Don't have an account? [Create an Account](#)". The login form consists of two fields: "Email" with the value "fran.halliwel@bisvietnam.com" and "Password" with masked characters. Below the password field are links for "Need Help?" and "Forgot password?". A red "Sign In" button is positioned at the bottom of the form. The footer of the page includes copyright information "©2018 The Common Application" and links to "Terms of Use", "Privacy Policy (updated January 10, 2018)", "ADA-Compliant Application PDF", and "System Requirements". The Windows taskbar at the bottom shows the search bar and various application icons, with the system clock indicating 11:29 AM on 31/01/2018.

Secure | <https://apply.commonapp.org/Login?sto=1>

Apps British International School British International School BIS HCMC AP2 Staff Home New Tab Recommendation Request BIS University Guidance Guidelines and Examples KASB Forms & Process | KASB

THE COMMON APPLICATION

Sign In to My Application

Don't have an account? [Create an Account](#)

Email

Password

[Need Help?](#) | [Forgot password?](#)

Sign In

©2018 The Common Application [Terms of Use](#) [Privacy Policy \(updated January 10, 2018\)](#) [ADA-Compliant Application PDF](#) [System Requirements](#)

Type here to search

11:29 AM 31/01/2018

University online portals



Apply Now



RESOURCES

[Check Your Application Status](#)

[Find Your Counselor](#)

[Graduate Programs](#)

[Forms](#)

[En Español](#)

Early Decision

- Apply by November 1st or 15th (Some earlier)
- Get a decision by December 15th
- BINDING: accept immediately if admitted
- Cancel all other applications worldwide
- Can improve chances at some colleges- but not all



Early Action, Priority, Rolling, Restrictive Early Action

- Apply by October 15th or November 1st
- Get a decision in December / January
- NOT BINDING: wait for other outcomes
- Improve chances at State Universities
- REA: Harvard, Yale, Princeton, Stanford



Regular Decision

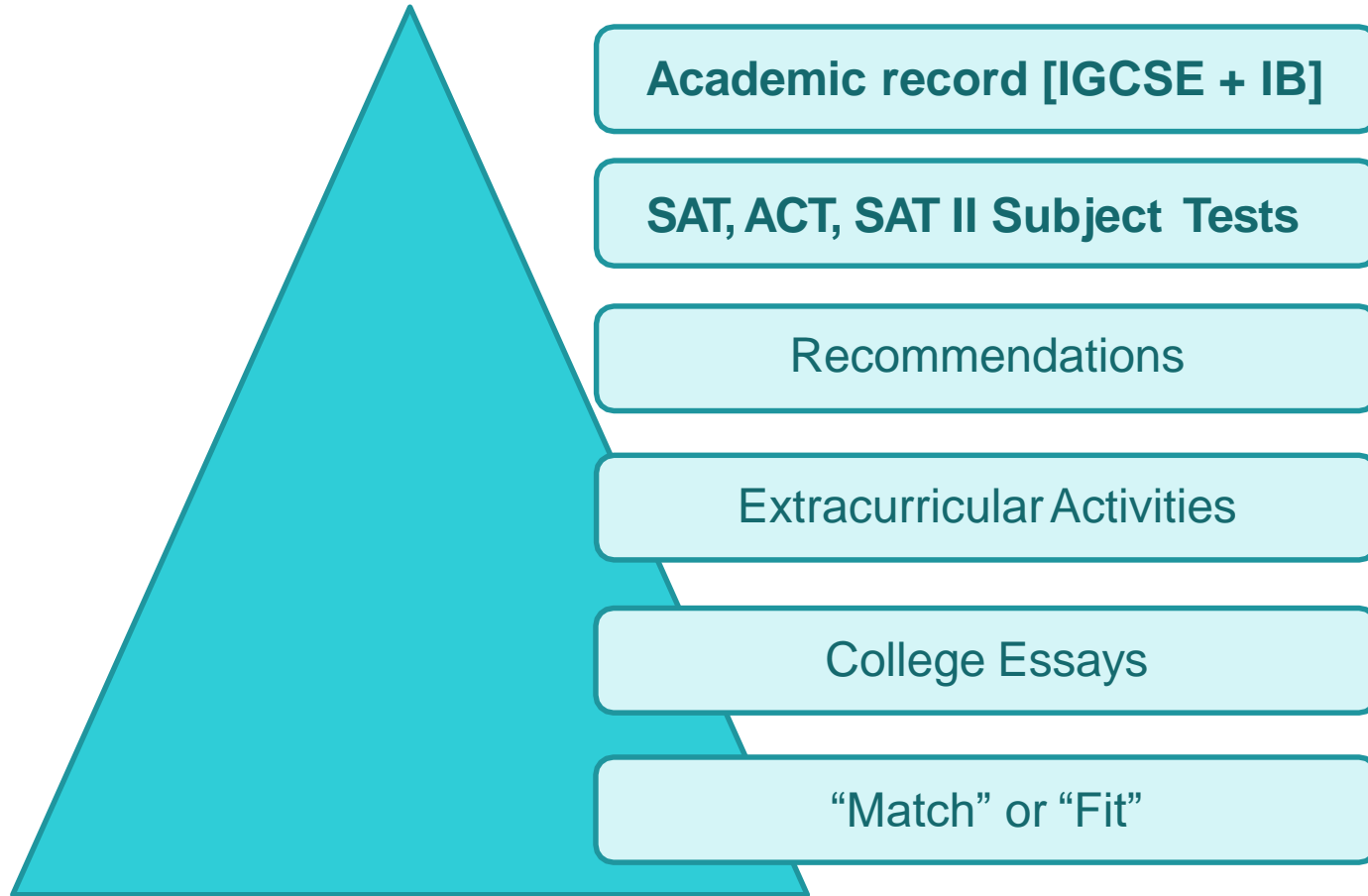
- Apply by January 1st or 15th
- Get a decision by April 1st
- Pay deposit to one university by May 1st
- Waitlist move May-June
- IB results early July



Deadlines

	Earl Decision, Early Action, Priority, Rolling, Special	Regular Decision
Submit essay drafts to your counsellor	August 2018	September 2018
Complete standardised testing	October 2018	November 2018
Submit application online	October/November 2018	December 2018

Admissions Criteria



X Factors

- Demonstrated interest
- Legacy
- Exceptional sports / talent
- Under-represented groups or priority populations
- Undersubscribed major

What else !

Top tips for US applications

- Start early- each application takes time and concentration
- Prove your passion for the subject- US universities love passionate students
- Seek information directly from the institutions
- Write a stellar personal statement
- Use your own voice
- Honesty is the best policy



Next steps

- Research the difference between various US universities
- Attend / network at university visits
- Complete standardised testing in Year 12 if possible
- Draft essays over the summer
- Do campus tours if possible
- Add colleges to Bridge U
- Meet your counsellor following Tet holiday
- Choose two teachers to write subject references for you

Important dates

- March 9, 2018: registration deadline of April ACT
- April 6, 2018: registration deadline for May SAT
- April 14 2018 ACT
- May 5, 2018: SAT
- June 2, 2018: SAT Subject tests
- June 9 2018 ACT
- July 14 2018 ACT

What parents can do?

- Let your child have the driver seat – universities want students to advocate for themselves
- Discuss financial and geographic constraints early on
- Keep things in perspective; take the long term view
- Keep things confidential
- Visit campuses in person



Class of 2019 University timeline

February/March 2018	1 st individual meeting	Students /counsellor
Term 3	Request your references	students
March – June Aug – April [Year 13]	Subsequent individual meetings/guidance conference	Students / parents / counsellor
Term 3	Writing workshops [US and UK writing]	students
September 2018	IB Predicted Grades collected	



Questions?

www.bisvietnam.com