

How to Support your Child with Learning

4th October 2019

Shaheena Pall



WIFI:
AP_Guest
3wW7ub2m

Aims

- **Build Partnerships**
 - Respect
 - Responsibility
- **Provide ideas**



Topics Today

- **Developing your child's motivation for learning**
- **Enriching your child's vocabulary**
- **Importance of conversation at home**
- **Importance of Reading**
- **Benefits of home language**
- **Ensuring your child is ready for learning**

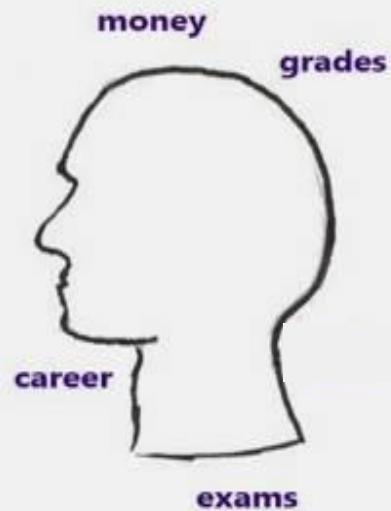


How to motivate children

Intrinsic Motivation



Extrinsic Motivation



Intrinsic Motivation

Engage in a behavior because it is personally rewarding, not for an external reward





**BRITISH
INTERNATIONAL
SCHOOL**

HO CHI MINH CITY

A NORD ANGLIA EDUCATION SCHOOL

How to motivate children

Rewards and Intrinsic Motivation



Type of Reward	Effect on Intrinsic Motivation
Engagement-contingent, tangible rewards	Decreased Intrinsic Motivation
Completion-contingent, tangible rewards	Decreased Intrinsic Motivation
Competitive Rewards	Decreased Intrinsic Motivation
Unexpected rewards	No Change
Rewards for otherwise boring tasks	Usually No Change
Rewards not contingent on task performance	No Change
Positive feedback and praise	Increased Intrinsic Motivation

Focus on your child's interests



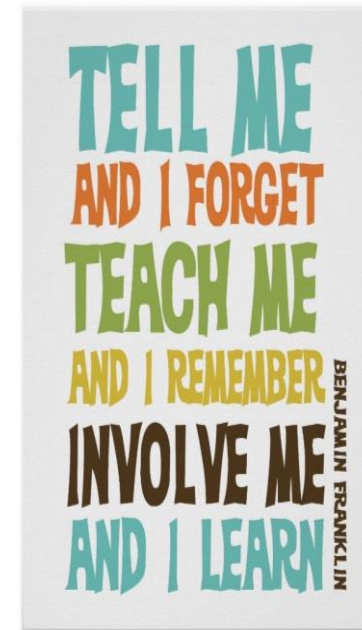
- **Interesting and varied topics**
- **Let children take control**
- **Reading and writing practise with any topic**
- **Maths can be done anywhere**



Help with homework: Instruction Vs Education



- **Instruction:** Telling your child what to do and how to do it.
- **Education:** Allowing them to become more independent.
- Don't rush in with the answer
- Discuss how they can find out more



Allow mistakes and recognise their strengths

- Making mistakes is ok
- Avoid correcting every single mistake
- Focus on their strengths
- Ask them to tell you what they have learnt

You don't
learn much
by doing
everything
right.


Stephanie DelTorchio
BeFAT.net  @befat4life



Words to motivate your child

Consider saying

- ✓ Look how far you've come! I'm very proud of you!"
- ✓ "I can tell you really care about learning English/Science/IPC."
- ✓ "You have such clear handwriting!"
- ✓ "That is a creative idea!"
- ✓ "You are really fully focused on your work."



Avoid saying

- ✗ "Don't say it in our language, say it in English."
- ✗ "I am happy when you get good grades at school."
- ✗ "You need to study more!"
- ✗ "If you finish your homework, I will buy you a new game."



Children's vocabularies are influenced by the following factors:

- Exposure to lots of words
- Exposure to a range of words
- Conversations with adults who use 'narratives' or explanations




How to help build your child's vocabulary?


- Children need to hear a word many (4-12) times before they can use it
→ repeat and emphasize new words on different occasions and situations
- Help your child understand what a word means → provide context and examples



- Gestures, actions or visuals are incredibly effective to explain new words
- Appropriate feedback when your child is using a new word
- **Read daily!**




Categories!



TRANSPORT

LETTERS & SOUNDS



COLOURS & SHAPES



ACTIONS



SWEET SOUR BITTER SALTY SPICY

Let's play!

- With your partner, take turns being the adult/child.
- Play I spy, and focus on 'extending speech', giving context and examples to help build understanding.
- E.g. *I spy with my little eye, something beginning with 'h'*

...is it a hat?

Yes, that's right - it's a hat. We use a hat to protect ourselves from the sun. Where do we wear a hat? When else do we wear a hat?

I spy with my little eye something that is orange...

I spy with my little eye something that is a square shape...

I spy with my little eye something that is next to the road...

I spy with my little eye something you can eat...



- I spy with my little eye something: that is.....
- Beginning with...
- You can use for...
- Is [big, small, black, blue etc.]



Don't forget to then give narrative and explanation to the word, creating more opportunities for talk and language.



**BRITISH
INTERNATIONAL
SCHOOL**

HO CHI MINH CITY

A NORD ANGLIA EDUCATION SCHOOL

Mr. John and Mr. Rob

The Importance of Conversation at Home



‘Children will listen to you only after they feel listened to’ - Jane Nelson

(US businesswoman, politician and former teacher)

Conversation is important


Harvard and MIT research shows that two-way conversation grows a child's brain



The benefits of two-way conversation

Children need to participate in conversation, not just listen. Conversation can benefit:

- Brain growth
- Language development
- Exam scores
- Speaking
- Writing
- Vocabulary
- Self-confidence



Making time for conversation

Make time every day



Screen-free zones



The two most important question words



Developing strong speakers

Encourage your child to:

- Think before speaking
- Speak in full sentences
- Extend speech with *because*



Developing strong speakers

- Use ambitious vocabulary
- Speak clearly
- Make eye-contact
- Take turns



Developing strong speakers

In addition, you can:

- Give time to reply
- Teach polite speaking
- Give praise
- Be a great model



THANK YOU

I'M SORRY

PLEASE

EXCUSE ME

Creating opportunities for talk

- Reading together
- Board games
- Painting and craft
- Family video games



Creating opportunities for talk

- Building Lego
- Cooking
- Planning days out
- Homework
- SeeSaw posts



Role Play: SeeSaw Conversation

Seesaw Photo



My artwork

Role Play 2: Questions with 'If'

- If you were the President, what laws would you make and why?
- If you could have one superpower, what would it be and how would you use it?
- If you could pick any creature for a pet, what would it be and how would you care for it?



Where to get ideas

The Google logo is displayed in its characteristic multi-colored font: blue 'G', red 'o', yellow 'o', blue 'g', green 'l', and red 'e'.

conversation starters children



**BRITISH
INTERNATIONAL
SCHOOL**

HO CHI MINH CITY

A NORD ANGLIA EDUCATION SCHOOL

Mr Josh

**Why you should read
with your child, and how
to do it**

**Did your mum
or dad ever
read to you
when you were
a child?**



Did you know?

A child who reads **20 minutes** every day sees nearly **2 million words** each school year.

(Nagy & Hayman, 1987)

STUDENT A
reads at home



20
min/day

STUDENT B
reads at home



5
min/day

STUDENT C
reads at home



1
min/day



STUDENT A
reads at home



20
min/day

STUDENT B
reads at home



5
min/day

STUDENT C
reads at home



1
min/day

THEY WILL HEAR

1,800,000

282,000

8,000

WORDS PER YEAR

STUDENT A
reads at home



20
min/day

STUDENT B
reads at home



5
min/day

STUDENT C
reads at home



1
min/day

— AND ON STANDARDIZED TESTS, —
THEY WILL LIKELY SCORE BETTER THAN

90%



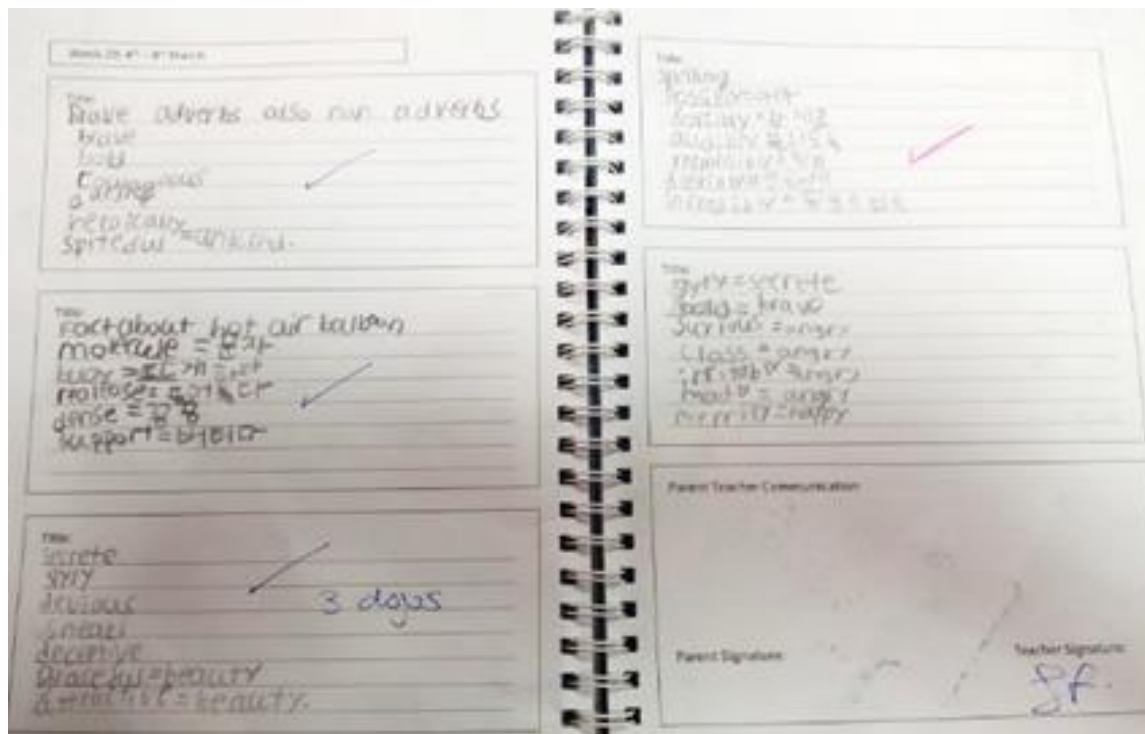
50%

10%

OF THEIR PEERS

A real example


- Y5, Korean student



20

minutes

Helps your child connect with and understand the story



Reading creates stronger relationships



**Concentration
and focus**



**Improves
memory**



**Analytical
skills**



**Achievement in
all subjects**



What happens when you stop reading to your child?

Percentage of children who read for enjoyment

Foundation

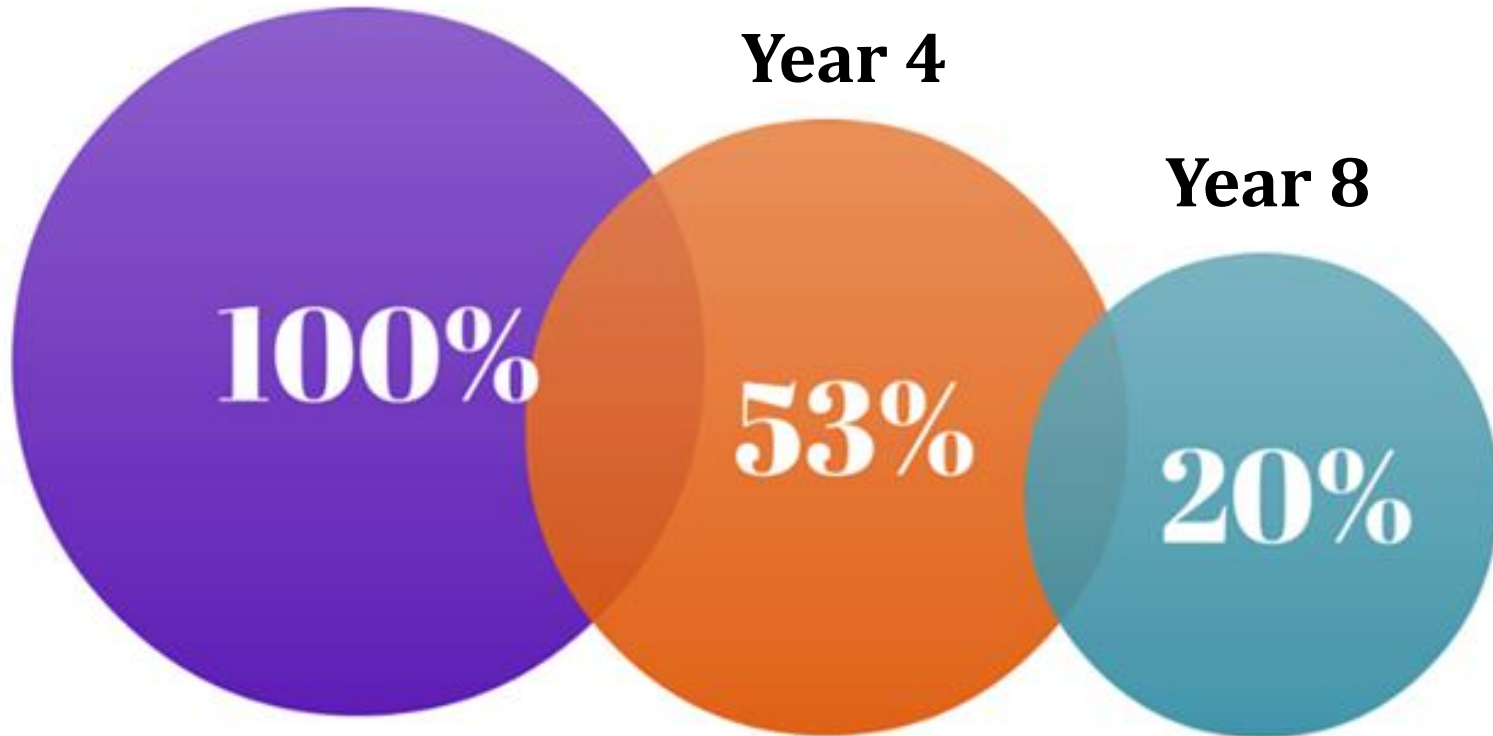
100%

Year 4


53%

Year 8

20%



Where will children do most of their learning?





HOW TO
READ
WITH YOUR
CHILD



20 MINUTES



20 MINUTES



Source: Common Sense Survey 2017




Source: eMarketer report 2018




**HAVE
FUN**



Before
Reading



During
Reading



After
Reading



Before
Reading



The Tunnel

Anthony Browne



Once upon a time there lived a sister and brother who were not at all alike. They fought and argued all the time. Then one morning they discovered the tunnel and everything changed...

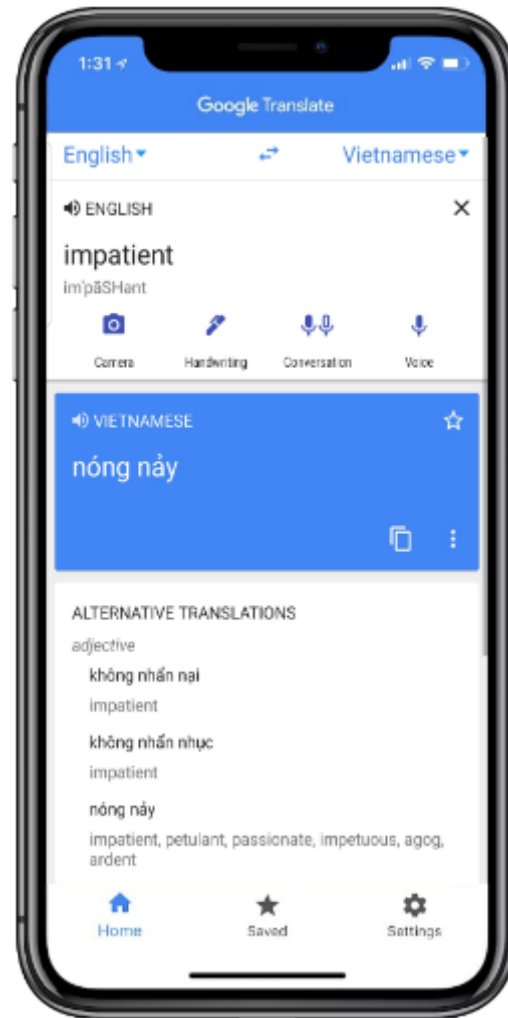
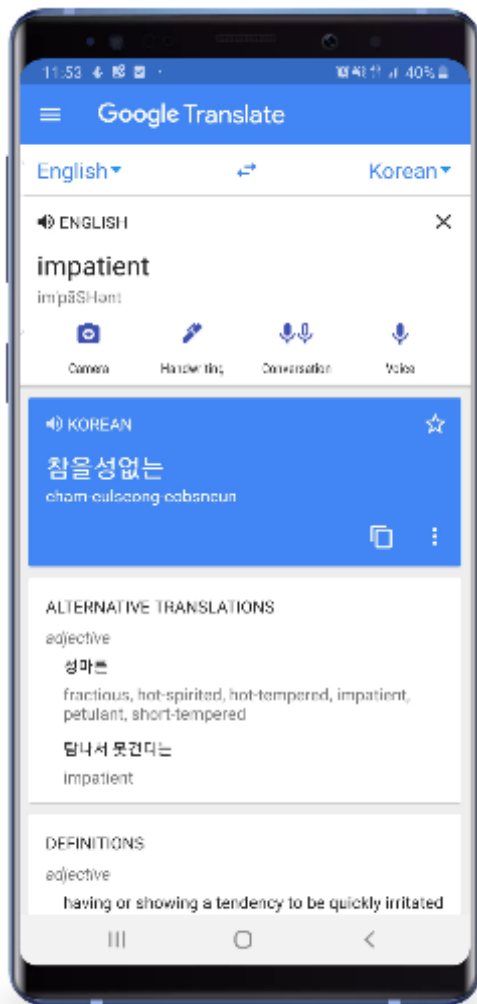


During Reading



One morning their mother grew impatient with them. "Out you go together," she said, "and try to be nice to each other just for once. And be back in time for lunch." But the boy didn't want his little sister with him.





After Reading



Like



Love



Haha



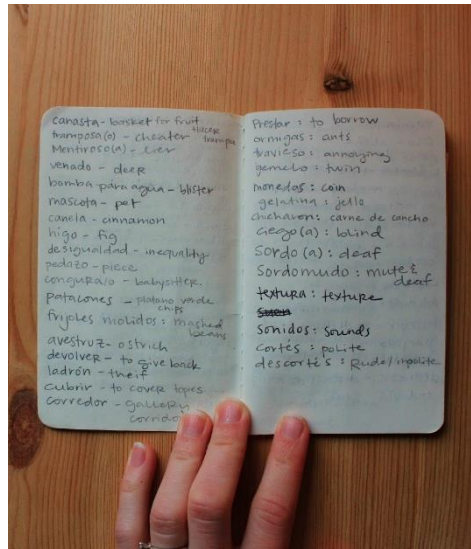
Wow



Sad



Angry







Reading EGGSPRESS



Reading EGGSPRESS

The interface features a home button in the top left corner. The main navigation bar includes "Browse", "Search", and "My Books" options. A "Reading Age" filter is set from 5 to 12, with a "Show all books" button. Below the navigation, there are tabs for "Fiction", "Nonfiction", "Series", and "Authors".


The left sidebar contains nine genre categories, each with an icon:

- Fantasy (Unicorn)
- Realistic (People and dog)
- Funny (Banana)
- Mystery (Mitten)
- Adventure (Ship)
- Science Fiction (Alien)
- Drama (Masks)
- Fairytales And Myths (Fairy)
- Poetry (Scroll)

The main bookshelf displays the following books:

- Top shelf: *Fairy Rescue*, *Where Are the Dinosaurs?*, *Do Not Wake the Dragon*, *The Flower Moon Ball*
- Bottom shelf: *Trio Gets Stuck*, *The Tale of Pigling Bland*, *The Mermaid*, *Catch a Dragon*

A scroll bar is located at the bottom of the bookshelf area.



Lost & found Lesson Resource x Lost and found story plannin x Presenting with Power x Destiny Quest x Destiny Discover Home x 500 Internal Server Error x +

search.follettsoftware.com/metasearch/ui/34215

Apps

Destiny Discover Home Search

Welcome to BIS HCMC Junior Campus

eBooks See All

<p>DAVID ALMOND Skellig TWO PLAYS Also includes Wild Girl, Wild Boy</p> <p>Skellig the play ; Wild girl, wild bo...</p>	<p>The Water Cycle</p> <p>The water cycle</p>	<p>Astronomy Cool Women in Space</p> <p>Astronomy cool women in space</p>	<p>SLASH How to be a Pirate</p> <p>How to be a pirate</p>	<p>TELEPHONE Alexander Graham Bell</p> <p>Alexander Graham Bell an...</p>	<p>Water All Around</p> <p>Water all around</p>	<p>STORMBREAKER ANTHONY BROWNE</p> <p>Stormbreaker</p>	<p>The Water Cycle</p> <p>Water cycle</p>
--	--	--	--	--	--	---	--

Recently Added Books See All

<p>Mr. Tony is Full of Baloney!</p> <p>Mr. Tony is full of baloney!</p>	<p>Ms. Coco is Loco!</p> <p>Ms. Coco is loco!</p>	<p>Ms. LaGrange is Strange!</p> <p>Ms. LaGrange is strange!</p>	<p>What Was Ellis Island?</p> <p>What was Ellis Island?</p>	<p>ROALD DAHL MAGIC FINGER</p> <p>The magic finger</p>	<p>ACTION PRESIDENTS REAGAN</p> <p>Action presidents : rea...</p>	<p>THE MAGICIAN'S NEPHEW</p> <p>The magician's nephew</p>	<p>What Was the Holocaust?</p> <p>What was the Holocaust?</p>
--	--	--	--	---	--	--	--





Visit our blog!

<https://bishcmceal.blogspot.com/>



The screenshot shows the homepage of the EAL Blog. At the top, there is a header with the title "Welcome to the EAL Blog". Below the header is a navigation menu with links for Home, What is EAL?, EAL Team, Parents Zone, EYFS, Year 1, Year 2, Year 3, Year 4, Year 5, Year 6, Vocabulary, Phonics, Writing, and Reading. A secondary menu includes Stories, Songs and Videos, Language apps and websites, Assembly videos, and Stars of the Week. The main content area features a "Must Read" section with the article "Why sleep is so important for children" dated Tuesday, 29 May 2018. The article text states: "This article shares why it is important for children to sleep and how YOU can help your child have enough sleep. Click on the image to take you to the article." Below the text is an illustration of a child with a battery icon on their forehead, suggesting a focus on energy or sleep. To the right of the article is a "Visit a blog!" section with a list of links for Language in Focus, Talk For Writing, and various year levels (F1-F3, Year 1-6). The page is decorated with a border of citrus slices.

The Importance of Home Language

Benefits:

Personal – Childs' first language is critical to identity and positive self-concept.

Social – maintains important links to community

Intellectual – Develops intellectual maturity

Educational - higher academic achievement

Benefits of bilingualism

memory

creativity

multi-tasking

filtering

concentration

problem solving

numeracy



Use both languages



Remember:
**Bilingual learners still
need to practise
reading, writing,
speaking and listening
in both languages
equally**

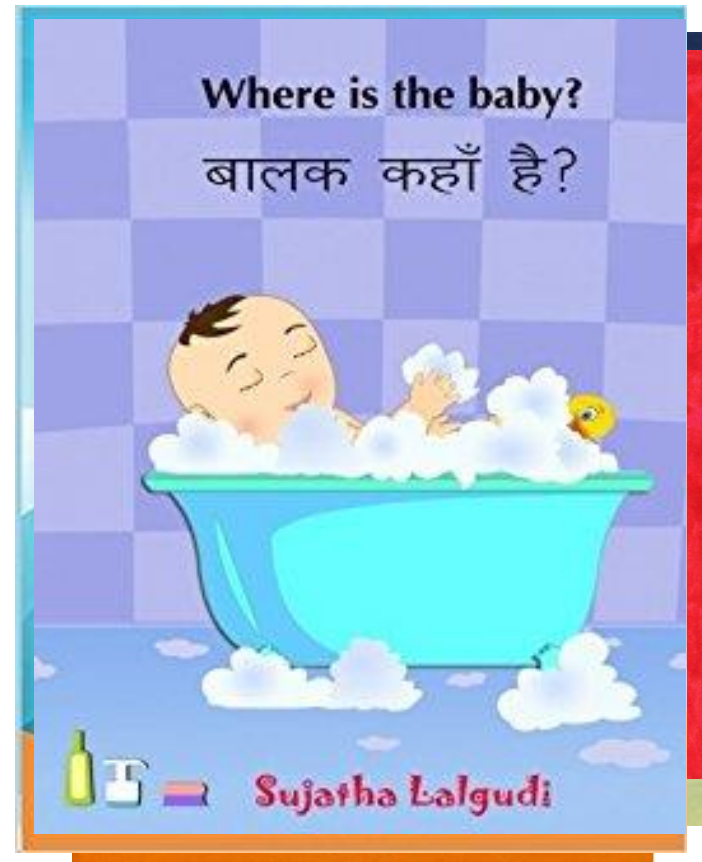
Use your first language

- **6-8 hours a day in an English environment**
- **You are the best role model:**
 - **Strong vocabulary**
 - **Understanding of grammar rules**
 - **Natural communication**



Ideas you can use at home

- Read stories and sing songs in your first language
 - school library
 - home country
 - www.bookdepository.com
 - www.fishpond.com
- Talk about movies you've watched together
- Cook together and give instructions in your 1st language
- Talk about homework in 1st language
- Teach your child how to play a game/sport using your 1st language



[News](#) > [Education](#) > [Education News](#)

Private tutoring is damaging our pupils, says headmaster

Extra work can 'further exhaust' tired pupils at the end of the day and hinder homework

[Richard Garner](#) | Saturday 2 November 2013 01:01 | [0 comments](#)

The Telegraph

[Home](#) [Video](#) [News](#) [World](#) [Sport](#) [Business](#) [Money](#) [Comment](#) [Culture](#) [Travel](#) [Life](#)
[Politics](#) [Investigations](#) [Obits](#) [Education](#) [Science](#) [Earth](#) [Weather](#) [Health](#) [Royal](#) [Cele](#)
[University](#) [Further Education](#) [Student](#) [Primary](#) [Secondary](#) [School League Tables](#) [Professi](#)

HOME > EDUCATION > EDUCATION NEWS

After-school tutoring 'is like child abuse', says top head

The president of the National Association of Head Teachers fuels the debate over the private tutoring industry by claiming academic coaching makes children miserable



how you can help



Aft
Tu



ool
ig



Rest and Relaxation



Healthy Breakfast



Talk with your children

Read with your children



Spend time with your children



감사합니다 Natick

Grazie

Danke Ευχαριστίες Dalu

Thank You Köszönöm

Tack

Спасибо Dank Gracias

谢谢

Merci

Seé
ありがとう

Obrigado

WIFI:
AP_Guest
3wW7ub2m

Answer Garden

tiny.cc/bisvn

Today's presentation was ...