



*Curriculum Synopses*  
Year 7 Term 2



THE BRITISH INTERNATIONAL SCHOOL  
ABU DHABI  
A NORD ANGLIA EDUCATION SCHOOL

# Academic Team

The Academic Team lead a team of teachers in each of their curriculum areas focused on delivering the highest level of teaching and learning for students. We are always happy to hear from parents to help support students further in lessons and with home study.



**Ms. Sara Brazier**  
**Head of English**  
[sara.brazier@bisad.ae](mailto:sara.brazier@bisad.ae)



**Mr. Stephen Starost**  
**Head of Mathematics**  
[stephen.starost@bisad.ae](mailto:stephen.starost@bisad.ae)



**Mr. Oliver Lewis**  
**Head of Science**  
[oliver.lewis@bisad.ae](mailto:oliver.lewis@bisad.ae)



**Ms. Victoria Juett**  
**Head of Humanities**  
[victoria.juett@bisad.ae](mailto:victoria.juett@bisad.ae)



**Mr. Christopher Gildroy**  
**Head of Computer Science**  
[christopher.gildroy@bisad.ae](mailto:christopher.gildroy@bisad.ae)



**Mr. Eric Depose**  
**Head of MFL**  
[eric.depose@bisad.ae](mailto:eric.depose@bisad.ae)



**Mr. Paul Cochlin**  
**Head of PE**  
[paul.cochlin@bisad.ae](mailto:paul.cochlin@bisad.ae)



**Ms. Adriane O'Connor**  
**Head of Creative Arts**  
[adriane.oconnor@bisad.ae](mailto:adriane.oconnor@bisad.ae)



**Ms. Assile Al Amili**  
**Head of Arabic & Islamic**  
[assile.alamili@bisad.ae](mailto:assile.alamili@bisad.ae)

# Year 7 Team



**Ms. Julie Cannon**  
**Head of Year 7**  
[julie.cannon@bisad.ae](mailto:julie.cannon@bisad.ae)

The Year 7 Pastoral Team is led by Mrs. Julie Cannon, along with 6 form tutors and a wider extended team. Students attend form time registration each morning at 7:45am, when the National Anthem is played and a register is taken.

Various activities, assemblies and information giving takes place during the registration period and it is also an important time for students to update their BIS AD Diploma to reflect on their successes and progress. If you have any questions or concerns about your son / daughter, you should contact the form tutor in the first instance.



**Mr. Andrew Maughan**  
**7A Form Tutor**  
[andrew.maughan@bisad.ae](mailto:andrew.maughan@bisad.ae)



**Ms. Emily Budd**  
**7B Form Tutor**  
[emily.budd@bisad.ae](mailto:emily.budd@bisad.ae)



**Ms. Tehmina Qureshi**  
**7C Form Tutor**  
[tehmina.queshi@bisad.ae](mailto:tehmina.queshi@bisad.ae)



**Ms. Alicia Goldsbrough**  
**7D Form Tutor**  
[alicia.goldsbrough@bisad.ae](mailto:alicia.goldsbrough@bisad.ae)



**Mr. Stuart Howard**  
**7E Form Tutor**  
[stuart.howard@bisad.ae](mailto:stuart.howard@bisad.ae)



**Mr. David Sands**  
**7F Form Tutor**  
[david.sands@bisad.ae](mailto:david.sands@bisad.ae)

## What will students study in Term 2?

During the second half of the term, students will begin a class novel. All students in Year 7 will read 'Wonder' by R.J. Palacio. This is a wonderful book which follows the first day of school for a boy named August. August was born with Treacher Collins Syndrome. The novel follows the Pullman family through both happy and difficult times. The best-selling novel was made into a film a few years ago but we would strongly encourage our students to read the book before watching the film adaptation! In this unit of work, our focus will firstly be writing, and then moving on to reading for the second half of the term.

### Wonder

By R. J. Palacio

**ISBN-10:** 0141378247

**ISBN-13:** 978-0141378244

Available on paperback and kindle



## How can I extend my child?

To extend your child beyond the curriculum please encourage your child to read at home. We strongly recommend that all students read for a minimum of thirty minutes every day. They should also practise writing for an extended period, this could be through writing short stories, creating a newspaper article about a key event that has taken place, writing poetry etc.

*100% of students achieved at and above grade 5 at IB (out of 7).*



## How can I support at home?

- Go through your child's OneNote with them and discuss the targets set by their teacher to improve their work.
- Discuss the novel with your child - ask them about the characters and themes.
- See if they can talk about particular parts or quotes in the novel and what ideas these sections suggest to them.
- Encourage your child to continue reading their own reading book at home. Reading out loud to you and discussing content is a good way to improve analytical reading skills.

27% of students achieved a grade 9 in Mathematics at GCSE.



### How can I support at home?

All students will be issued with a homework pack via Teams and email at the start of term 1. This pack will contain 2 sections, retention and extension. The retention section focuses on the main questions we want students to be able to answer by the end of Year 7. This pack will contain lots of repetitive work sheets designed to allow pupils to memorise key concepts and algorithms. The extension section will feature problem solving questions from the UKMT. These sheets should be used when students are scoring higher than 80% on tests and need more challenge than the retention sheets.

### What will students study in Term 2?

In Year 7, students will study a range of topics in all the key strands of Mathematics. Students in the top sets will also practise for the UKMT Junior Challenge and this will involve developing lots of techniques for problem solving. All students will be assessed on the same content, these topics in Term 2 will be:

#### 1. Angles and Polygons:

- Distinguish between acute, obtuse, reflex and right angles
- Use angle properties of intersecting lines, parallel lines and angles on a straight line
- Recognise and give the names of polygons
- Understand and use the term 'quadrilateral' and the angle sum property of quadrilaterals
- Understand the exterior angle of a triangle property and the angle sum of a triangle property
- Understand the terms 'isosceles', 'equilateral' and 'right-angled triangles' and the angle properties of these triangles

#### 2. Mensuration of 2D Shapes:

- Convert measurements within the metric system to include linear and area units
- Find the perimeter of shapes made from triangles and rectangles
- Find the area of simple shapes using the formulae for the areas of triangles and rectangles

#### 3. Graphical Representation of Data:

- Use different methods of presenting data: Pictograms, Bar Charts and Line Graphs
- Use appropriate methods of tabulation to enable the construction of statistical diagrams
- Interpret statistical diagrams

#### 4. Linear Equations:

- Solve linear equations of the form  $3x + 4 = 12$ . Include negative numbers

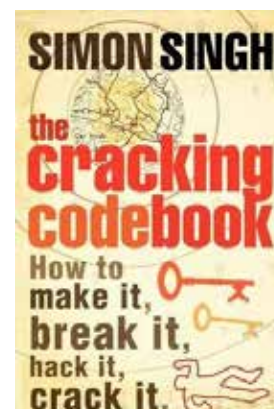
### How can I extend my child?

To extend your child beyond the school curriculum please encourage them to read and solve problems as much as possible. Some of our more able students also enjoy coding solutions on computers and this is an excellent way to develop lateral thinking skills. The following book will be of use:

**The Cracking Code Book**  
By Simon Singh

ISBN-10: 000717604X  
ISBN-13: 978-0007176045

Available on paperback and kindle.



## What will students study in Term 2?

The aim of this course is to introduce students to the Arabic language and to immerse them with the cultural aspect that would help them build their language proficiency. Grammar will be one of the learning focuses as it builds the accuracy of the written and the spoken speech.

For this term, we will complete “me and my family”, “a friend in need”, “my role model” and “my house” related to the theme “Identity and culture” and we will start “my typical day, daily chores & daily routine” and “describe festivals and traditions” related to the theme “identity and culture”.

By the end of the term, your son/daughter will have the opportunity to build the language skills through a variety of learning outcomes, which are outlined in the curriculum brief of Term 1 and Term 2.

*71% of students achieved at and above grade 7 at GCSE (Aug 2020).*



## How can I extend my child?

To extend your child beyond the curriculum, please encourage your child to read at home. We strongly recommend that all students read for a minimum of twenty minutes every day. They should also practise writing for an extended period periodically, this could be through writing short stories, creating a newspaper article about a key event that has taken place or poetry etc.

The Arabic department in the secondary school will provide support to the extended writing. Therefore, your child may receive writing tasks with instructions that can help them produce good quality of writing. We recommend students get a dictionary, the Arabic bank of vocabulary, grammar books for second language learners like ‘Arabic Grammar in Context’.

## How can I support at home?

Ask students to share what they are learning in class and have them teach you about what they know.

You can support your child’s learning at home by encouraging them to use the below interactive tools:

- Languagenut <https://www.languagenut.com/global/> (username and login have already been sent out through school)
- Linguascope [www.linguascope.com](http://www.linguascope.com) Password : bisad / username 20twenty
- <http://www.arabicious.com/secondary-resources.html>
- interlingo <https://www.interlingo.co.uk>

100% of students achieved  
at and above grade 7 at  
GCSE (Aug 2020).



## What will students study in Term 2?

خلال الفصل الدراسي الثاني للصف السابع ستركز في التعليم على مهارات التحدث، الاستماع، القراءة والكتابة للطلاب بما يتوافق تمامًا مع منهج وزارة التربية والتعليم، و سيتم تشجيع الطلاب على المشاركة في مجموعات متنوعة أو بشكل فردي باتباع استراتيجيات مختلفة.

حيث سيقوم الطلاب بقراءة النصوص الأدبية وتحليلها، وتقييم مدى تحقيق الكاتب لغايته، وربط النص بسياقه التاريخي، والاجتماعي، والمعرفي، واستخلاص السمات الفنية. بالإضافة إلى الكتابة في أمهات مختلفة ولجماهير مختلفة والمشاركة في المناقشات والعروض التقديمية. إلى جانب ذلك سيقوم الطالب بتحليل المادة المسموعة وتقييمها، وتقديم العروض باللغة العربية الفصيحة باستخدام الوسائط المتعددة مراعيًا آداب الاستماع والتحدث، وتوظيف المفاهيم النحوية، والصرفية، والإملائية، والبلاغية، المتصلة بالمرحلة توظيفًا سليماً تحدياً وكتابةً.

- سیدرس الطلاب خلال الفصل الدراسي الثاني ما يلي:
- القراءة والنصوص: إن غدا لناظره قريب ( قصة قصيرة ) - رسالة إلى أمي ( شعر ) + نصوص إثرائية تقيس فهم واستيعاب الطالب .
- النحو: ضمائر النصب المتصلة- المبني للمجهول .
- البلاغة: الأسلوب الإنشائي وأغراضه.
- الاستماع: ماذا لو عادت البراكين العظيمة لتنشط ؟
- الكتابة: تلخيص نص - كتابة نص تفسيري.

## How can I support at home?

- على مدار الأسبوع ستكون هناك واجبات منزلية، التي يمكنكم من خلالها معرفة ما يدرسه الطالب في الصف ومساعدته إن واجه بعض الصعوبة في حلها كما يمكنكم تشجيع الطلاب على قراءة الكتب باللغة العربية والتي ستزيد من رصيدهم اللغوي.
- يمكنكم أيضًا أن تسألوا الطالب عن النصوص التي قام بدراستها ومدى فهمه لها.
  - ألق نظرة على الأنشطة الموجودة في كتاب الطالب واسأله عما إذا كان يفهم الأهداف وكيف يمكنه تحقيقها.
  - شجع الطالب على البحث عن نصوص ومواضيع مماثلة لما درسه في الصف ومواصلة القراءة على نطاق واسع .
  - شجع الطالب على قراءة الكتب المثمرة المتوفرة على منصة كتيبي ، وحل الأسئلة الملحقة بكل كتاب ، وتسجيل صوته أثناء قراءة الكتاب .

## How can I extend my child?

يرجى تشجيع الطالب على القراءة المستمرة في المنزل والتي ستزيد من مخزونه اللغوي، كما نوصي بشدة ضرورة ممارسة الكتابة بشكل مستمر، وقد يكون ذلك من خلال كتابة قصص قصيرة، أو شعر... إلخ. وليكن في علمكم أن المكتبة الخاصة بقسم اللغة العربية تزخر بمجموعة كتب قيمة ومتنوعة يمكن للطلاب أن يستعير منها ما يشاء. كما يمكن للطلاب تصفح المواقع التالية حيث توجد الكثير من الكتب والقصص والروايات التي يمكنه أن يستفيد منها.

- <http://www.syrianstory.com/amis>
- <http://al-hakawati.net/stories>
- <https://read.kutubee.com>

## What will students study in Term 2?

The curriculum of Islamic Studies for Term 2 aims to realise the attributes of Emirati students and to reinforce their national identity, strengthen their loyalty to their homeland and protect them from the ideas of extremism. The curriculum allows students to acquire religious knowledge and concepts and it links them to modern life in accordance with the teachings of Islam, which are based on the concepts of moderation, love, peace and tolerance. It strengthens Islamic values in students that help them build their personality that adhere to their religion. It also provides students with diverse learning activities, which help to develop critical thinking in learners.

The standards of Islamic education focus on six areas of learning representing the components of the subject, namely: divine revelation (the Quran and the Hadith) and belief, the values and literature of Islam, the provisions and purposes of Islam, and biography and personalities, identity, and issues of the period. These areas are working together to achieve the measurable learning outcomes.

For the first term the students will study the following topics:

- Surat Ar-Rahman 1-12
- Rules of noon Sakinah and Tanween
- The prayers of traveler and of the sick people
- The moderation in spending
- Imam Abu Hanifa al- Numan

*70% of students who sat Islamic Studies attained a grade 7 or higher.*



## How can I extend my child?

To promote and enrich the themes of Islamic education, you can benefit from the following links:

- [https://www.researchgate.net/publication/319200889\\_Scientific\\_Thinking\\_In\\_Islamic\\_Thought\\_Concept\\_And\\_Its\\_Importance](https://www.researchgate.net/publication/319200889_Scientific_Thinking_In_Islamic_Thought_Concept_And_Its_Importance)
- <https://mawdoo3.com>
- <https://www.youtube.com/watch?v=95ZjTiscPrU>
- [https://www.youtube.com/watch?v=8DPK6\\_GmxtY](https://www.youtube.com/watch?v=8DPK6_GmxtY)

For memorization Qura'n and Tajweed you can use the following link:

- <http://www.memorize-quran-app.com/>

## How can I support at home?

The supporting at home aims to document the student's relationship with the Holy Quran as the first source of knowledge, behavior, values, taste and beauty in order to build a Quranic mentality and psychology, by continuing to read the Qur'an and considering the provisions of intonation (Tajweed).

One of the pillars of this support is to implant the love of Prophet Muhammad "peace be upon him" in the heart of the student through the experience of the Prophet's biography, and provide the life of the Prophet (peace and blessings of Allah be upon him) as a good example and a role-model to follow.



70% of students who sat Islamic Studies attained a grade 7 or higher.



## What will students study in Term 2?

'منهج التربية الإسلامية للصف السّابع يهدف إلى تأكيد الهوية الوطنية للطلاب، تقوية أواصر المحبة والأخوة، والتعاون فيما بينهم. كما يهدف إلى إعداد الطالب للمشاركة الفعالة في بناء المجتمع، مواكبة التغيرات العالمية، والانفتاح بوعي على الثقافات الأخرى. أضيف إلى اشتماله على كل ما يرتبط بحياة الطالب ووجوده وقيمه وتراثه الإسلامي العظيم.

تنقسم معايير التربية الإسلامية الى ست مجالات تعلم تمثل مكوّنات المادة، وهي: الوحي الإلهي (القرآن الكريم والحديث الشريف) والعقيدة، وقيم الإسلام وأدابه، وأحكام الإسلام ومقاصده، والسيرة والشخصيات، والهوية وقضايا العصر.

يتضمن منهج التربية الإسلامية للصف السابع من الفصل الدراسي الثاني على الدّروس التالية:

الوحي الإلهي: سورة "الرحمن"

التلاوة والتجويد (أحكام النون الساكنة والتنوين)،

الاعتدال في الإنفاق

والعبادات: صلاة المسافر والمريض)

الإمام أبو حنيفة رحمه الله

## How can I support at home?

يهدف الدعم المنزلي على تمكين صلة الطالب بالقرآن الكريم كونه المصدر الأول للمعرفة والسلوك والقيم. وذلك لبناء عقلية ونفسية قرآنية سليمة. وعليه فإنّ المداومة على قراءة القرآن الكريم مع مراعاة أحكام التجويد أمر لا بدّ منه.

من أساسيات هذا الدعم تقوية علاقة الطالب بالبيئة المحيطة به، والحفاظ عليها وإدراك قيمتها للإنسانية وذلك عن طريق المناقشات والحوارات حول القضايا المعاصرة.

بالإضافة إلى غرس حب رسول الله سيدنا محمد "صلى الله عليه وسلم" في قلب الطالب من خلال معايشة السيرة النبوية، وتقديم حياة الرسول الكريم "صلى الله عليه وسلم" كأسوة حسنة ومثل أعلى يقتدى به.

## How can I extend my child?

لتعزيز وإثراء محاور التربية الإسلامية يمكن استعارة المراجع والكتب المتوفرة في المكتبة. بالإضافة إلى الاستفادة من الروابط التالية :

- <https://www.youtube.com/watch?v=Kw8JQZnHDmc>
- <https://mawdoo3.com>

## What will students study in Term 2?

In Year 7, students will study a range of topics designed to meet the National Agenda of UAE. The new curriculum of Social Sciences provides a coordinated, systematic study of information, skills, and concepts in the disciplines of history, geography, political science, economics, anthropology, psychology, law, archaeology and sociology. Students are learning to make connections between peoples and nations of the world, between science, technology and society and learning to practice good citizenship. Students will be aided to develop informed and well-reasoned decision making as members of a cultured society in an interdependent world. Topics in Term 2 will be:

### The History of the UAE

1. Taming the Desert
2. Jebel Faya – 200,000 – 10,000 years ago
3. Climate change between 10,000 – 3,200 BCE
4. Hunting and Domestication Society
5. Coastal Life
6. Maritime Trade
7. Bronze Age
8. Archaeology
9. Um Al Nar Archaeology
10. Who are the Arabs?



## How can I extend my child?

To extend your child beyond the school curriculum please read and encourage discussion surrounding the articles produced by the International Association for the study of Arabia shared in the BFSA (<https://www.thebfsa.org/publications/bulletin/>).

## How can I support at home?

There are excellent online resources developed by the government which can be used as a reference point (<https://www.government.ae/en/about-the-uae>). The UAE Annual Book is also a detailed source of information. Travelling around the Emirates and engaging in cultural experiences is strongly recommended. Students can also be working through their ADEK Social Studies workbooks.



## What will students study in Term 2?

تدرّس مادة الدراسات الاجتماعية والتربية الوطنية وفقاً لمنهاج وزارة التربية والتعليم وذلك من خلال كتاب الدراسات الاجتماعية وكتاب الإمارات تاريخنا.

منهج الدراسات الاجتماعية والتربية الوطنية للصف السابع يتّصف بأنه أكثر صلة بالواقع وأكثر شمولية كما يعمل على إتقان مهارة تحليل الخرائط والرسوم البيانية والتفكير النقدي في مختلف القضايا الهامة التي تخص جغرافيا شبه الجزيرة العربية، تنمية قدرات الطالب لحل المشكلات وإتخاذ القرارات. إضافة الى تعزيز ثقافة الحوار والإفتاح وتحليل المعلومات الجغرافية ، وكيفية الحفاظ على الهوية الوطنية و أهمية الخدمة الوطنية وتمييز أهم المناسبات الوطنية في دولة الإمارات العربية المتحدة. كما سيقوم الطالب بالتعرف على تاريخ حضارة دولة الإمارات العربية المتحدة عبر العصور.

عدد الحصص: ثلاث حصص.

الدروس الواردة في هذا الفصل

١- الوحدة الأولى مصادر المعلومات الجغرافي الحديثة ( نظم المعلومات الجغرافي)

٢- الدرس الثاني (نظام تحديد المواقع العالمي)

٣- الوحدة الثانية إماراتي الحبيبة ( الخصائص الطبيعية لدولة الإمارات العربية المتحدة)

٤- الدرس الثاني ( الخصائص البشرية لدولة الإمارات العربية المتحدة)

٥- الدرس الثالث ( التاريخ الحديث والمعاصر لدولة الإمارات العربية المتحدة)

٦- الدرس الرابع ( زايد والتاريخ)

## How can I support at home?

- \* البحث عن المعلومات التي تعلمها عن كل درس من الدروس السابق ذكرها واكتشاف دول شبه الجزيرة العربية.
- \* متابعة ملف الطالب والدفتّر الخاص بمادة الدراسات الاجتماعية
- \*حثّ الطلاب على عمل بحث من خلال المواقع المذكورة أدناه للوصول إلى اللّوحة العامة لتاريخ دولة الإمارات والاكتشافات الأثرية.
- \*تشجيع الطلاب على المشاركة في النشاطات والخدمات الوطنية ومعرفة معلومات أكثر عن الخدمات التي تقدّمها الهيئات المختلفة مثل الهلال الأحمر الإماراتي من خلال زيارة الموقع الإلكتروني : <https://www.rcuae.ae>
- كما تتوفر العديد من المواقع التابعة لوزارة التربية والتعليم (<https://www.government.ae/en/about-the-uae>).
- <https://www.na.ae/en> / منها ( التي تحتوي على معلومات قيمة كأداة للبحث

- \* مشروع الوحدة الأولى: من خلال دراستك لنظام الموقع العالمي وباستخدام برنامج GPS صمم خريطة ذكية للمدرستك أو أي مكان مألوف لديك كالحديقة أو البيت أو الحي
- \* مشروع الوحدة الثانية: الموضوع: أطلس جغرافية دولة الإمارات العربية المتحدة.
- المطلوب: تصميم اطلس جغرافية الإمارات، بحيث يحتوي صورا عن تضاريس الدولة كاملةً ومعلومات توضح هذه التضاريس وتشرحها.

## How can I extend my child?

لمساعدة الطالب من خارج المنهج ، يرجى تشجيع الطلاب على القراءة في كتاب الإمارات تاريخنا ، زايد مائة عام من المجد ، وقصر الحصن وغيرها من الكتب. كما نوصي أن يقرأ جميع الطلاب لمدة لا تقل عن ثلاثون دقيقة يومياً. إذ من الضروري أيضاً ممارسة الكتابة والبحث بشكل دوري الأبحاث، وقد يكون ذلك من خلال مقال أو بحث حول حدث رئيسي أو مناسبة وطنية.

للتواصل:

يمكن التواصل مع معلمة اللغة الدراسات الاجتماعية عبر البريد الإلكتروني:

[Rania.AlBataineh@bisad.ae](mailto:Rania.AlBataineh@bisad.ae) / [WalaaAhmed.Badr@bisad.ae](mailto:WalaaAhmed.Badr@bisad.ae)

[Mai.Alzubi@bisad.ae](mailto:Mai.Alzubi@bisad.ae)

و مع رئيسة قسم اللغة العربية عبر البريد الإلكتروني :

[Assile.AIAmili@bisad.ae](mailto:Assile.AIAmili@bisad.ae)

## What will students study in Term 2?

During this term, students will complete the topic of "At the Zoo" and then move on to study "Bonfire Night." Students will also complete their second MIT challenge of the year, titled "Mission MOXIE" towards the end of the term. The themes studied in these topics are:

### At The Zoo

Looks into living organisms, and how they can be grouped and identified based on certain characteristics or variations. It also looks into habitats, and adaptations.

### Bonfire Night

Looks at states of matter, diffusion, The Periodic Table, atoms, elements, compounds, separating mixtures plus acids and alkalis.

There will be an assessment in the last week of the first half of term and the final week of term that will cover all of the topics from the academic year to date: Becoming a Scientist, Out of This World, At the Zoo and Bonfire Night.



*Half of students achieved a grade 7 or above in the Sciences.*



## How can I extend my child?

Students can extend their scientific knowledge by reading The Daily Read which is posted in the general channel of the Science Team each week, or find further scientific articles to read at either <https://www.sciencenewsforstudents.org/> or <https://ysjournal.com/>.

There are also plenty of challenges on Global Campus and the MIT website which students can access to further extend their curiosity with the Sciences.

### Why Can't Elephants Jump? And 113 Other Tantalising Science Questions

ISBN-10: 978-1605982618

ISBN-13: 160598261



## How can I support at home?

Your child has an account on the website Century Tech which can be accessed at any time to review learning and complete home learning on. The teacher will set an assignment once every two weeks to either be completed on Century Tech or in their lab books. There may be additional home learning assignments set when appropriate and in the build up to assessments.

73% of students achieved grade 7 and above at GCSE (Aug 2020).



### What will students study in Term 2?

In the second term of Year 7, Geography students will be studying Geographical Skills. This unit focusses on the development of a range of Geographical skills such as map skills, spatial observation, fieldwork, understanding graphs and geographical data, research and enquiry skills. Student will be learning key skills which underpin the study of geography and applying their knowledge to specific places. Key areas of study are as follows:

1. Observation Skills – how to draw inference from Geographical Sources including maps, photographs and written sources.
2. Map skills – grid references, contours, height, direction, scale, symbols and Atlas skills.
3. Graph Skills – how to draw, build and analyse the right kind graph for your Geographical data.
4. Fieldwork – how to conduct and structure a fieldwork enquiry.
5. Research skills – how to conduct library and online research and the importance of referencing.

Students will be assessed by test on their overall knowledge of the skills section, they will complete a mapping project which allows them to apply their knowledge of contours, spatial observation & map making. Students will also complete a research project into an area of Geography of their choice.


### How can I support at home?

Students will be given regular homework and revision tasks. Lesson resources will be on TEAMS as will revision materials. The Ordnance Survey site for students is an excellent resource to use at home (<http://www.ordnancesurvey.co.uk/mapzone/>). For revision they can use Key stage 3 BBC bitesize (<https://www.bbc.co.uk/bitesize/guides/z6j6fg8/revision/1>). Key terms and subject language can be practiced using quizlet online (<https://quizlet.com/1156491/map-skills-vocabulary-flash-cards/>). Students will also need support carrying out effective research for their individual projects. Encourage the use of Google Earth and other associated online applications, to create familiarity and simple exposure. Discover Atlas and maps as a family encouraging your child to explore the world around them. Discuss personal geographies such as where are we now, where we have come from and where other family members live.

### How can I extend my child?

To extend your child beyond the school curriculum please encourage them to read and watch National Geographic online and on TV (<https://www.nationalgeographic.com/maps/>).

The following book is also recommended:



**MAPS**  
by Aleksandra Mizielska

ISBN-10: 0763668966  
ISBN-13: 978-0763668969

## What will students study in Term 2?

In Term 2, Year 7 students will begin to develop historical skills including research, interpretation, source analysis and debate through a number of enquiry led topics. These topics include:

- 1. How did England change under the Normans?** Beginning with a study of the Saxon period we look at how William of Normandy successfully invaded in 1066 and began to radically change the country with innovations in the military, government and tax collecting.
- 2. How terrible was the Black Death?** Students investigate the gruesome Black Death with particular focus on the causes and effects of the Black Death. One such effect, the peasants revolt, lead some historians to argue that the Black Death was not so terrible after all.
- 3. How important was the Peasants' Revolt?** One significant consequence of the Black Death was an event called the Peasants' Revolt. In this unit, students explore how the peasants' revolt began, the events of the revolt and the importance it has in History.
- 4. Why was the Renaissance such a big deal?** Students investigate Europe between the 14th and 17th Century and explore the different factors that led to discovery and progress in this period, debating which factors played a more significant role in change.

*76% of students achieved a grade 7 or higher in Aug 2020.*

## How can I support at home?

Students can be encouraged to spend time at home reading to improve literacy which has a direct impact on learning in subjects such as History. Students should be encouraged to spend time researching topics, using books, the internet, visits to museums, podcasts and videos. In particular, BBC bitesize contains a huge range of resources that can be utilised to develop subject knowledge in History.

<https://www.bbc.co.uk/bitesize/subjects/zk26n39>

## How can I extend my child?

To extend your child please encourage them to read as many books as possible. The selection below should get them started:




**Stormin Normans**  
by Terry Deary

**ISBN-10:** 1407165682  
**ISBN-13:** 978-1407165684



**The Black Death**  
by Rob Lloyd Jones

**ISBN-10:** 1409581039  
**ISBN-13:** 978-1409581031



**Renaissance Sticker Book**  
by Ruth Brocklehurst

**ISBN-10:** 1409550230  
**ISBN-13:** 978-1409550235

*45% of students achieved a grade 7 or higher in Aug 2020.*



### How can I support at home?

Encourage your child to produce 3D models at home. The package we use at school is the web based Sketchup (provided by Trimble). If you have a machine that is capable then your child will be able to develop 3D models at home.



<https://www.sketchup.com>

### What will students study in Term 2?

During this term, students will be learning about the Abu Dhabi 2030 vision and will work through various types of computer modelling. They will discover how they can be used to support the city and emirate of Abu Dhabi grow and prosper.

This unit of work contains two core components.

1. Students will learn about financial modelling using Excel spreadsheets
2. Students will learn how to produce conceptual architectural 3D designs for buildings within Abu Dhabi that follow the Abu Dhabi 2030 vision

Before students will begin to learn about any computer modelling, they will first be introduced to the fundamentals of banking and how loans, mortgages and credit cards work. They will then develop computer models to predict cost over time and will calculate the true cost of borrowing money and how banks make money from these products.

Students will be using Virtual Reality to explore and find inspirational buildings across the world. Their findings will help them decide on what building they would like to develop for Abu Dhabi whilst at the same time meeting with the aims of the 2030 vision.

Finally, Students will build conceptual 3D models using MIT's Sketchup application. Once completed students will be able to print their models using one of our 3D printers.

(Note: Students 3D models will be on display in school and will only be available to collect at the end of the academic year).

### How can I extend my child?

Visit Warehouse 421 in Abu Dhabi and view the exhibit "Transformations: The Emirati National House". Find out more about how Abu Dhabi began and the problems they had when starting to build housing. Find out what considerations were made to ensure buildings would meet the needs of the people of Abu Dhabi.

## What will students study in Term 2?

A language enables students to develop an appreciation of other people's culture and linguistic systems. Learning a language towards communicative proficiency obviously develops cognitive abilities that can be applied to other subjects using different parts of the brain. Students are given opportunities to develop their awareness of the target language culture.

By offering languages at BIS Abu Dhabi, we aim to stimulate students' interest in and enjoyment of discovering a foreign language, to develop a critical understanding of the language (structure, grammar and culture) and to enable them to acquire a sound ability to understand oral and written text as well as participate in simple communicative situation in familiar topics.

### Module 2: School (end)

- Talk about your timetable: subjects and times
- Say what you eat and drink at school.

### Module 3: Hobbies and Freetime

- Say what you like and dislike: j'aime / je n'aime pas
- How do you use technology? PC and mobile phones,
- Sports and activities: je joue à / je fais de
- What I like doing: verbs if liking followed by infinitive: j'aime jouer...
- Talking about other people's hobbies: il/elle verb patterns

Assessment on Modules 1 to 3

Assessment on Module 4 at the end of term

## How can I extend my child?

YouTube is also a goldmine for French songs and videos that would help develop listening skills.

TV5 Monde is a free French speaking channel that can easily be accessed through your TV provider.

[www.languagesonline.org.uk](http://www.languagesonline.org.uk) offers vocabulary and grammar activities following our curriculum.

[www.linguascope.com](http://www.linguascope.com) (user: bisad; password: bisad20one) is great for basic vocabulary games.

The Francophone week will hopefully take place from 21nd to 25th March.

The languages **library** has a few graded books that students can borrow to read for pleasure.

*Two thirds of students  
attained an A\* at GCSE  
in Aug 2020.*



## How can I support at home?

As a department, we use Microsoft Teams to set homework and communicate with our students. You can access your child's Teams with their school credentials.

To support your child, encourage the consistent learning and revision of vocabulary for each module from their knowledge organisers (vocabulary list and "I Can" sheet in their book and on Teams).

In Year 7, students will be set regular home learning tasks on **Education Perfect**, our language platform. These tasks are designed for the students to drill vocabulary of the unit/module.

Education Perfect also offers the opportunity to practise a specific grammar aspect.



*All students attained either an A or an A\* in Aug 2020.*



### How can I support at home?

As a department, we use Microsoft Teams to set homework and communicate with our students. You can access your child's Teams with their school credentials.

To support your child, encourage the consistent learning and revision of vocabulary for each module from their knowledge organisers (vocabulary list and "I Can" sheet in their book and on Teams).

In Year 7, students will be set regular home learning tasks on **Education Perfect**, our language platform. These tasks are designed for the students to drill vocabulary of the unit/module.

Education Perfect also offers the opportunity to practise a specific grammar aspect.

### What will students study in Term 2?

A language enables students to develop an appreciation of other people's culture and linguistic systems. Learning a language towards communicative proficiency obviously develops cognitive abilities that can be applied to other subjects using different parts of the brain. Students are given opportunities to develop their awareness of the target language culture.

By offering languages at BIS Abu Dhabi, we aim to stimulate students' interest in and enjoyment of discovering a foreign language, to develop a critical understanding of the language (structure, grammar and culture) and to enable them to acquire a sound ability to understand oral and written text as well as participate in simple communicative situation in familiar topics.'

#### Module 2: School (continued)

- Talking about timetables (revising the time)
- Giving opinions
- Say what you eat and drink at school

#### Module 3: My family

- Talking about the family and pets; using tener y ser
- Describing your appearance and character; using adjectives after nouns
- Using text models for creative writing and speaking

Assessment on Modules 1 to 3

Assessment on Module 4 at the end of term

### How can I extend my child?

YouTube is also a goldmine for Spanish songs and videos that would help develop listening skills.

Spanish channels can easily be accessed through your TV provider (TVE on Elife).

Useful websites to go further:

[www.languagesonline.org.uk](http://www.languagesonline.org.uk) offers vocabulary and grammar activities following our curriculum.

[www.linguascope.com](http://www.linguascope.com) (user: bisad; password: bisad20one) is great for vocabulary games and GCSE content.

The languages **library** has a few graded books that students can borrow to read for pleasure.

## What will students study in Term 2?

A language enables students to develop an appreciation of other people's culture and linguistic systems. Learning a language towards communicative proficiency obviously develops cognitive abilities that can be applied to other subjects using different parts of the brain. Students are given opportunities to develop their awareness of the target language culture.

By offering languages at BIS Abu Dhabi, we aim to stimulate students' interest in and enjoyment of discovering a foreign language, to develop a critical understanding of the language (structure, grammar and culture) and to enable them to acquire a sound ability to understand oral and written text as well as participate in simple communicative situation in familiar topics.'

This term students will finish **Module 2**, which focuses on family and pets in German. Students will complete formal assessments in listening, reading and writing skills at the end of the module.

Speaking is informally assessed in Module 2 and then formally assessed again at the end of Module 3. We will then cover most of Module 3, which looks at free time.

The grammar points covered in these modules are : subject pronouns, the plural of nouns, the present tense of regular and common irregular verbs and word order in German sentences. Students' work will be saved throughout on Education Perfect and in the Class Notebook.

Assessment on Modules 1 to 3

Assessment on Module 4 at the end of term

*100% of students achieved a grade B and higher at GCSE in Aug 2020.*



## How can I extend my child?

YouTube is also a goldmine for German songs and videos that would help develop listening skills.

### Useful websites:

[www.languagesonline.org.uk](http://www.languagesonline.org.uk) offers vocabulary and grammar activities following our curriculum and beyond.

[www.linguascope.com](http://www.linguascope.com) (user: bisad, password: bisad20one) is great for basic vocabulary games

The languages **library** has a few graded books that students can borrow to read for pleasure.

## How can I support at home?

As a department, we use Microsoft Teams to set homework and communicate with our students. You can access your child's Teams with their school credentials.

To support your child, encourage the consistent learning and revision of vocabulary for each module from their knowledge organisers (vocabulary list and "I Can" sheet in their book and on Teams).

In Year 7, students will be set regular home learning tasks on **Education Perfect**, our language platform. These tasks are designed for the students to drill vocabulary of the unit/module.

Education Perfect also offers the opportunity to practise a specific grammar aspect.

*47% of students achieved a grade 7 or higher in Aug 2020.*



### How can I support at home?

Taking an interest in your child's artwork to see what assignments they have been set and the progress they are making. Ensure they have access to all the practical art making equipment and paper they need to fulfill the assignments.

These include:

- A4 plain white paper
- Pencil, rubber, sharpener, ruler
- Colouring pencils
- Coloured felt tip pens
- Basic set of watercolour paints.

### What will students study in Term 2?

Basic Skills Unit: Students explore the Formal Elements of Art & Design through a range of art media and techniques to develop their use of line, tone, colour, shape, texture and pattern in their artwork. They will take inspiration from the work of artists from different cultures, contexts and times during the course of this process.

### How can I extend my child?

To extend your child beyond the curriculum, arrange a family visit to the Louvre Abu Dhabi, Manarat Al Saadiyat or Warehouse 421 Art Galleries. We strongly recommend that all students virtually visit an art gallery through the Google Arts and Culture site. They could also practice using a specific art medium for an extended period, this could be using pencils in a colouring book, painting a scene from their window using watercolour paints or constructing and painting toy models from a pre-purchased pack (we like Virgin Megastore for these).

Google Art and Culture: <https://artsandculture.google.com/?hl=en>

Virgin Megastore: <https://www.virginmegastore.ae/Toys/LEGO-Bricks/Building-Sets-Models/c/n060803>

Art2Day: <https://www.art2day.co.uk/>

## What will students study in Term 2?

In term 2 Year 7 students will be introduced to a range of skills that will be consistently developed over the course of KS3.

### Unit 3

Students will be introduced to the range of skills necessary to be successful in Drama. Using a KS3 appropriate script students will explore language, character and performance skills to enhance their understanding of theatre and performance. Students will use 'The Terrible Fate of Humpty Dumpty', a play about the effects of bullying, to explore the theme and impact of bullying on not just the victims but those around them.

### Unit 4

Students will study a piece of Live Theatre and explore the craft of 'Theatre Making: In Practice'. Through design and discussion students will have a broader understanding of the processes involved in creating a full-scale piece of theatre.

*Half the students taking Drama achieved a grade 7 or higher in Aug 2020.*



## How can I extend my child?

Getting to the theatre can be a costly exercise and not always as easy as we would like. There are however numerous websites where students can watch theatre online. The National Theatre (UK) have some wonderful online resources, including libraries of previous shows and interviews with leading industry professionals.

<https://www.nationaltheatre.org.uk/backstage>

Workshops for KS3:

<https://culturalfoundation.ae/en/childrenslibrary>

## How can I support at home?

Encourage your child to read as much as possible. Whether they are reading fiction, biographies, newspaper articles does not matter. The more they read the wider their knowledge of the world around them; aspects of which they can draw upon to create imaginative pieces of theatre and informed characters.

*Two thirds of students achieved a B or higher in Music in Aug 2020.*



## What will students study in Term 2?

In Year 7 students will study a range of topics with the three musical strands/components of listening, performing and composing, with reference to core works and techniques from the Julliard Creative Classroom.

Students will have the opportunity to expand their knowledge of describing and understanding music. This will include the analysis of music through with notation, key words, stylistic features and the elements of music.

Students will develop their ability to compose and improvise with awareness of rhythmic and melodic features, appraising a range of pieces, with a particular focus on music for media and film.

Students will be able to make connections between music they know from everyday life and music of which they may be less familiar. They will have opportunities to explore how music is created for different types of media, such as film and television, sharing their knowledge when listening and creating music.

## How can I support at home?

Encourage your child to read as much as possible. Whether they are reading fiction, biographies, newspaper articles does not matter. The more they read the wider their knowledge of the world around them; aspects of which they can draw upon to create imaginative pieces of theatre and informed characters.

## How can I extend my child?

To extend your child beyond the school curriculum please encourage them to try to identify musical elements in a variety of pieces using the key words learned in class.

Listening that may be of interest - soundtracks by film composers such as:

John Williams  
Hans Zimmer  
Danny Elfman  
James Horner  
Philip Glass

## What will students study in Term 2?

In Year 7, students will undertake a skills-based unit that will encourage them to not only maintain their physical activity levels through physical training sessions but also aim to develop technically across a range of units that will be covered.

Each week there will be a unit specifically focused on both the physical and skill-related fitness components alongside skills challenges aimed at developing the technical ability of the students. Throughout the unit, tasks will be related to the below concepts:

- Invasion games (netball, basketball & football).
- Striking & Fielding games (cricket, rounders, softball).
- Net & Wall games (tennis).

There will be collaborative tasks that students will need to complete each lesson using the platforms of Microsoft Teams and OneNote. During the collaboration opportunities, students need to reflect on which skills they would like to develop and in turn complete the relevant collaborative tasks set.

During the online lesson, students are required to wear sports clothes in a safe environment. Sports equipment will be required such as a football sized soft ball and a tennis ball.

## How can I extend my child?

To extend your child beyond the school curriculum, please encourage them to pursue further sporting opportunities within the area. There are several sports clubs that are offering sport-specific online training opportunities on their relevant social media with the aim of keeping students active and engaged in sport.

The relevant sports coaching providers within the area for your child include:

- PASS Abu Dhabi Football - <https://www.passabudhabi.com/>
- Emirates Karate - <http://emirateskarate.com/>
- Be Fit - <https://www.facebook.com/Befitsc/>
- Al Mahara Diving Center - <https://www.divemahara.com/>
- Amadeus Music Institute - <http://www.amadeusmusicinst.com/>
- Neptune Swim Academy - <https://www.facebook.com/NeptuneSwimming09/>
- Gulf Star - <https://gulfstarsports.com/>

*42% of students achieved a grade 7 or higher in Aug 2020.*



## How can I support at home?

Please encourage your child to partake in the online lesson during the relevant lesson times. Also can you encourage your child to engage in the 'Year 7 PE Curriculum Teams forum online, contributing to the posts submitted by the PE teachers. Please also encourage them to maintain their physical activities levels considering the current climate and restrictions.



THE BRITISH  
INTERNATIONAL SCHOOL  
ABU DHABI

A NORD ANGLIA EDUCATION SCHOOL