

*What is
Phonics?
Reception to
Year 2*

Phonics



**REGENTS INTERNATIONAL SCHOOL
PATTAYA**
A NORD ANGLIA EDUCATION SCHOOL

Be Ambitious Be Regents

Aims of this session

s	a	t	i	p	n
ck	e	h	r	m	d
g	o	u	l	f	b
ai	j	oa	ie	ee	or
z	w	ng	v	oo	oo
y	x	ch	sh	th	th
qu	ou	oi	ue	er	ar
ow	ear	air	ure	igh	

- To explain our early approach to teaching reading and writing.
- To explain what Phonics is and how it helps children to read and write.
- To model letter names and sounds
- To offer support and ideas enabling you as a parent/carer to help your child at home with their reading and writing.

How do children learn to read and write?



1. Sound detectives; we help children be attuned to the sounds around them, getting them ready for oral blending and segmenting.
2. We introduce children to the letters and their sounds.
3. We refine letter formation; supporting early writing
4. We teach children how to blend sounds together for reading.
5. We help children identify sounds in words when they are writing.

What is a phoneme?

A phoneme is the smallest unit of sound in a word :

d o g l e a f

- There are 42 different letter sounds
- The order in which the letter sounds are taught go from the simplest to the more complex letter sounds.
- The first group of letters were chosen because you can make more simple, three-letter words than with any other combination of 6 letters. This enables the children to start blending, reading words from the first week. This is hugely motivating !

s. a. t. p. i. n.

Sounds and the order they are learnt

Phase 2

Children are taught

The letter names and sounds

How to blend them together to read and write ...

- VC words- it, in, at
- CVC words – sat , pin, pat, sit



Task: How many words can you make using the following letters? s. a. t. p. i. n

Task

How many words can you make using the following letters s. a. t. p. i. n. ?

s.a.t

p.i.n

p.a.t

n.a.t


n.i.t

p.a.n

s.i.p

t.i.p

t.a.p



Phase 3

Phase 3 introduces children to the remaining, more difficult phonemes.



Learning the letters and their sounds



Phonics Play is a website (not an app) that allows you children to play games that help support

- Matching letters to sounds
- Phonics for reading
- Phonics for writing

You may login with the following details

Username: Kings

Password: Kings

Resources



Flashcards Speed Trials
Good for: Grapheme recognition

Teaching
Ideas



Grab a Giggling Grapheme

Good for: Matching phonemes and graphemes.

Teaching
Ideas

FLASH CARDS
TIME CHALLENGE



Flashcards Time Challenge

Good for: Building speed

Teaching
Ideas

Blending: Reading

Blending is

Recognising the sounds in a word and putting them together in the correct order to pronounce the word e.g. 'cup'.

s a t

i t

look

n i p

tr ai n

p ai n



Buried Treasure

Good for: Practising blending

Teaching Ideas

The title card for the 'Buried Treasure' game features the title in large, yellow, bubbly letters. Below the title is an illustration of two cartoon pirates on a wooden pier. One pirate is green and the other is red. There is a treasure chest, a shovel, and a trash can between them. The background shows a blue sky with clouds and a blue sea.

Blend the sounds in the word, read it, is it a real word or a fake word?

Back

Your score: 0

Progress

chain

Fake

Real

The game interface shows a large yellow coin with the word 'chain' in the center. The background is a blue sky with a large sun and clouds. In the foreground, there is a blue sea with a small blue boat. On the left, there is a sign that says 'Fake' next to a shovel and a trash can. On the right, there is a sign that says 'Real' next to an open treasure chest filled with gold coins. In the top left corner, there is a 'Back' button with a left arrow. In the top right corner, there is a 'Your score: 0' and a 'Progress' bar.

Welcome
harper

Click My Stuff to get started!



Bug Club

Bug Club is our school reading scheme. Books are levelled and are phonetically decodable.

They are assigned to your children based on their current reading level.

All children have individual login details.



This book practises the following sounds (the / / marks indicate the sound rather than the letter):

Sounds

/ar/ (as in star)
/or/ (as in for)
/ur/ (as in burp)
/ow/ (as in town)
/oi/ (as in boing)

Please Note

At this level, the following words are tricky:

you her

Point out the tricky bit of the word (for example, the 'ou' sounds /oo/ in the word 'you') and then blend the rest.

Blending

Say the sounds from left to right (t-ow-n). Then blend them together to say the word (town).



Segmenting

Say a word (town). Segment the sounds all through the word (t-ow-n). Write the letters that stand for each sound.

Bug Time fun is on the back page!

At night, Dora
is Star Cat!

I am fed up with
Carl's cat food!

Here is an example of a Bug Club reading book that uses phase 3 phonemes.

The children have to blend the sounds together when reading.

As parents we can help them identify the sounds in the words, especially the digraphs- igh, ar, oo

Segmenting; Writing

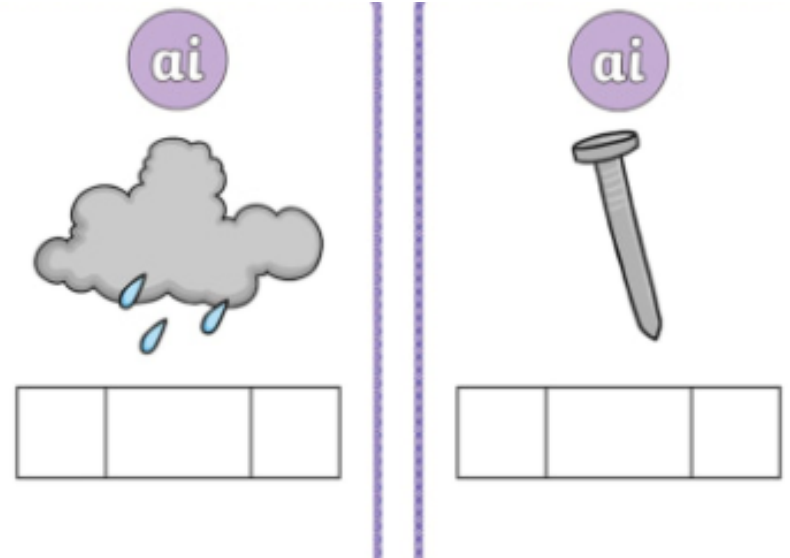
Segmenting is identifying the individual sounds in a spoken word e.g. c-a-t and writing down or manipulating letters for each sound to form the word 'cat'.

Phase 2





--	--	--

Phase 3 and 5



Sound Mats



s	a	t	p	i	n	m	d
							
g	o	c	k	ck	e	u	r
							
h	b	f	ff	l	ll	ss	
							



j	v	w	x	y	z	zz	qu	ch
								
sh	th	ng	ai	ee	igh	oa	oo	oo
								
ar	or	ur	ow	oi	ear	air	ure	er
								

- When children are sounding out words, it is helpful if they have a sound mat.
- These sound mats help them to match the sound to the letter, they also support letter formation.

Phase 4



Children should now be blending and segmenting confidently.

They should be starting to read some words straight off, without having to sound them out.

They should also be able to write every letter, mostly correctly.

Phase 4 Phonics sound mat

st nest	nd hand	mp lamp	nt tent	nk ink	ft gift	sk skull	lt belt		
lp lorry	lf half	lk milk	pt receipt	xt text	tr tree	dr dragon	gr grass	cr crown	br brush
fr fridge	bl blackberry	fl flag	gl glasses	pl plane	cl clown	sl slug	sp spoon	st starfish	tw twins
sm smile	pr pram	sc scarf	sk skunk	sn snail	nch bench	scr screw	shr shrew	thr thread	str straw

- Practise reading and spelling CVCC words - 'bump', 'nest', 'belt', 'milk'
- Practise reading and writing sentences using their knowledge of letters and sounds

Phase 5

Introducing alternative spellings



- Introducing alternative spellings supports their fluency for reading, we also begin to see children using the correct spellings in their writing.
- Children learn different ways of spelling each sound (graphemes) and alternative pronunciations for these: for example, learning that the grapheme 'ow' makes a different sound in 'snow' and 'cow'.
- They learn about split digraphs (the 'magic e') such as the a-e in 'name.'
- They'll start to choose the right graphemes when spelling.

Phase 5: An example of alternative spellings

Alternative spellings for the **ur** phoneme

<i>ur</i>	<i>ir</i>	<i>er</i>	<i>ear</i>	<i>or</i>
fur	girl	fern	learn	word
burn	bird	stern	heard	worm
curl	shirt	herbs	earn	worst
hurt	skirt	jerky	search	world
turn	birth	servant	early	work
turnip	first	perky	earth	worth



Phase 5 Games to support learning



Cheeky Chimps

Good for: Learning to cope with alternative pronunciations.

Teaching Ideas

The image shows a game cover for 'Cheeky Chimps'. It features two cartoon monkeys in a forest setting. One monkey is standing on the ground, and the other is jumping in the air. The background includes green trees, a blue sky with yellow crescent moons, and a large light blue circle behind the title.



Acorn Adventures

Good for: Learning to cope with alternative pronunciations.

Teaching Ideas

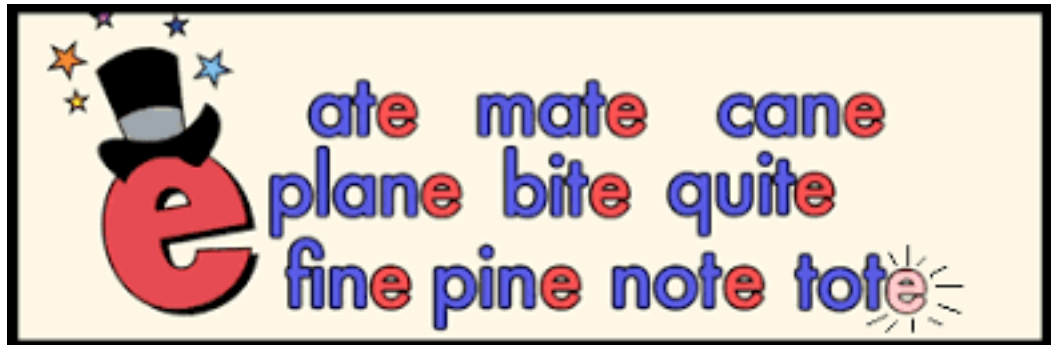
The image shows a game cover for 'Acorn Adventures'. It features a cartoon squirrel holding an acorn in a forest setting. The squirrel is in the center, flanked by two trees with orange autumn leaves. The background includes a light blue sky with a large light blue circle behind the title.

Phonics Play, phase 5 games

Split digraphs: Magic 'e'



<https://www.youtube.com/watch?v=bZhl6YcrxZQ>



*Thank you so
much!*

Please let me know If you have any questions
Kelly.Heasley@regents-pattaya.co.th



**REGENTS INTERNATIONAL SCHOOL
PATTAYA**
A NORD ANGLIA EDUCATION SCHOOL

Be Ambitious Be Regents