



INTERACTIVE

LEARNING DIARY

*Interactive
Learning
Diary*



**REGENTS INTERNATIONAL SCHOOL
PATTAYA**
A NORD ANGLIA EDUCATION SCHOOL



Be Ambitious Be Regents

Why do we use ILD?

For teachers:

The system automatically creates an extensive **learning diary** for every child, detailing educational observations, both summative and formative assessments, outcomes, progress, data analysis reports and all relevant evidence.

The system allows children, parents and teachers to work closely together which is highly beneficial for your child in so many ways.

For Parents:

ILD offers a window into your child's time at school and helps form a link between home and school. It allows you to see what they are learning and how they are developing. It's also a wonderful keepsake.



You will have received a letter

Date: 30/08/2018

Dear Parent/Carer

RE: Access to the Interactive Learning Diary (ILD) Parent Portal for Example Pupil

Your unique registration code: 9c08c9be645d



(Please note: Your registration code will be valid for **30 days from the date of this letter)**

We are very pleased to announce that we are now using the market leading Interactive Learning Diary (ILD) to assist us with the recording and planning of your child's educational development. This educational reporting and assessment tool is used in nurseries and schools around the U.K. and worldwide.

Search for Interactive Learning Diary



INTERACTIVE
LEARNING DIARY



INTERACTIVE
NURSERY MANAGER

The INM is now available!

Please contact the ILD Team to
book your free online presentation.

Sign in to your account

Email/Username:

Password:

Sign In

Forgotten Password?



Self-Registration for Parents/Carers

Click the button below to register for access to the ILD Parent Portal using your unique registration code which you have received from your nursery or school.


Parent Portal Self-Registration




Register



To register for the ILD Parent Portal, please complete the details below. Please type your unique registration code which you have received from your child's nursery or school.

Unique Registration Code:	<input type="text" value="9c08c9be645d"/>
Child Date of Birth:	<input type="text" value="19"/> <input type="text" value="February"/> <input type="text" value="2013"/>
Title:	<input type="text" value="-"/>
Your First Name:	<input type="text" value="Sarah"/>
Your Last Name:	<input type="text" value="Emeny"/>
Your Email Address:	<input type="text" value="sarah.emeny@regents-pattaya.co.t"/>
Confirm Email Address:	<input type="text" value="sarah.emeny@regents-pattaya.co.t"/>
Contact Telephone No:	<input type="text"/>
Choose your password:	<input type="password" value="....."/> 

<input checked="" type="checkbox"/> I'm not a robot	 reCAPTCHA Privacy - Terms
---	--

[Submit Registration](#)

[Cancel Registration](#)

PLEASE NOTE: If you experience any difficulties with your registration, please contact your child's nursery or school. For security reasons, the ILD team are unable to assist you directly.

Confirm, Authorise and Verify



Thank you for registering to access the ILD Parent Portal. You should receive an email very shortly so that you can verify your account. Once the verification is complete, the school / nursery will receive your registration and will be able to approve it.

The ILD Team

Getting started



Logged in as: Sarah Emeny [\[Your Dashboard\]](#) [Logout](#)

[Home Page](#)

[Pupil Diary](#)

[Observations](#)



Example Pupil

Welcome to the Parent Portal at **Regents International School Pattaya**

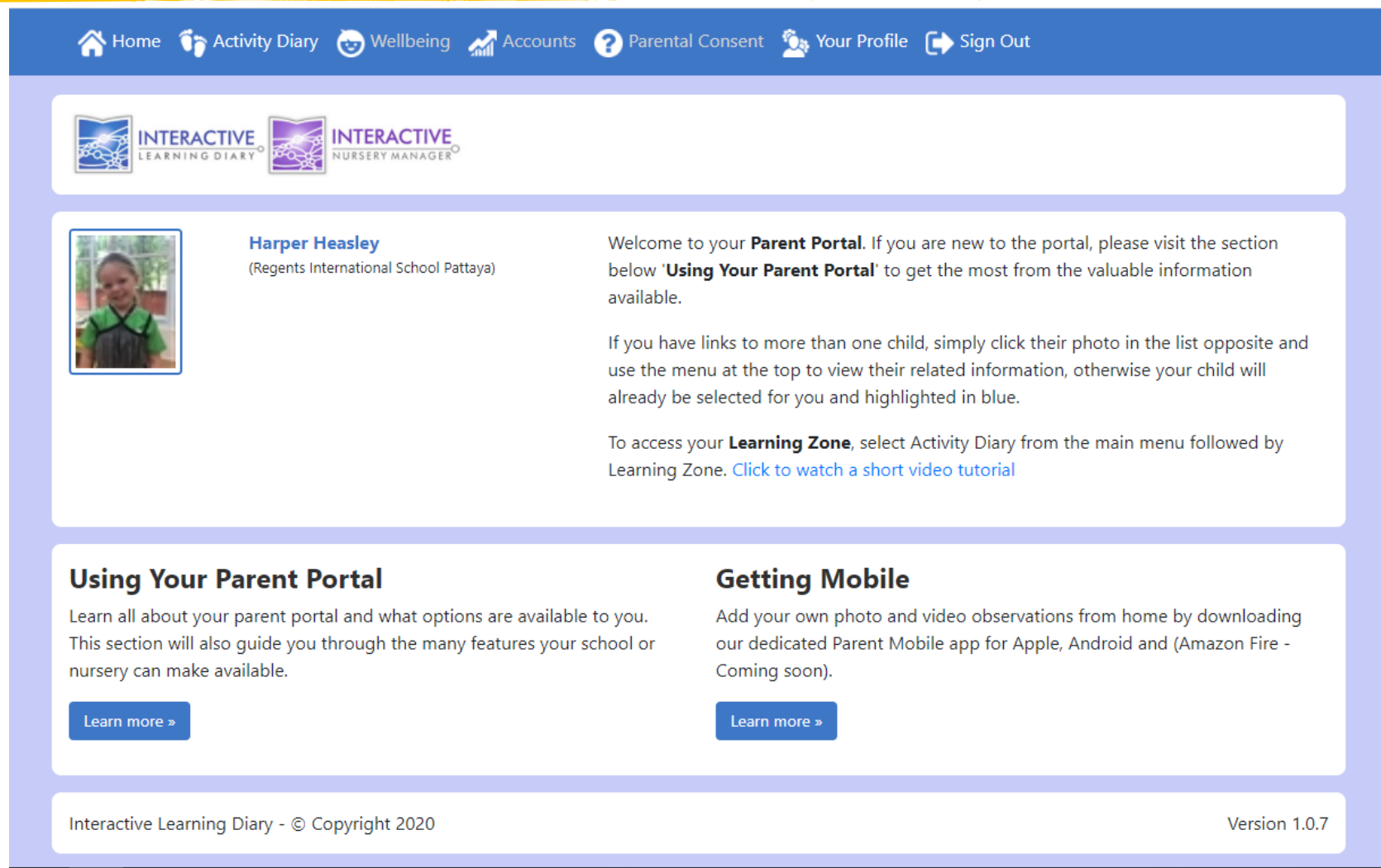


Our Parent Portal has been designed to improve home/school communication to allow you to take a more informed view of your child's progress. You can be fully engaged with your child's learning and development and can actively participate in the process by uploading your own observations recorded at home. The system pulls information directly from the Interactive Learning Diary, and is updated in real-time throughout the day. Using your security login, you can access your child's observations and outcomes, together with any media evidence. While at work or travelling, you can receive daily notifications via email if new activity has been added to your child's diary. By using your personal portal settings, you can adjust the frequency and timings of emails including the ability to stop them if required.

ILD Parent mobile apps - The future for parents and educators

You can also access your child's learning diary from virtually anywhere. The ILD Parent apps for Apple, Android and Windows devices are essentially a portable, mobile version of the Parent Portal on your smart phone! With a Wi-Fi or mobile connection, built in notifications update you in real time regarding your child's development and important school information. The app itself provides visibility of


Pupil Diary: Home Page



The screenshot shows the home page of the Interactive Learning Diary Parent Portal. At the top is a blue navigation bar with icons and text for Home, Activity Diary, Wellbeing, Accounts, Parental Consent, Your Profile, and Sign Out. Below this is a white banner with two logos: 'INTERACTIVE LEARNING DIARY' and 'INTERACTIVE NURSERY MANAGER'. The main content area is light blue and features a profile card for Harper Heasley, a child's photo, and a welcome message. Below the profile card are two informational sections: 'Using Your Parent Portal' and 'Getting Mobile', each with a 'Learn more' button. The footer contains copyright information and the version number.

Home Activity Diary Wellbeing Accounts Parental Consent Your Profile Sign Out

INTERACTIVE LEARNING DIARY **INTERACTIVE NURSERY MANAGER**

 **Harper Heasley**
(Regents International School Pattaya)

Welcome to your **Parent Portal**. If you are new to the portal, please visit the section below '**Using Your Parent Portal**' to get the most from the valuable information available.

If you have links to more than one child, simply click their photo in the list opposite and use the menu at the top to view their related information, otherwise your child will already be selected for you and highlighted in blue.

To access your **Learning Zone**, select Activity Diary from the main menu followed by Learning Zone. [Click to watch a short video tutorial](#)

Using Your Parent Portal
Learn all about your parent portal and what options are available to you. This section will also guide you through the many features your school or nursery can make available.
[Learn more »](#)

Getting Mobile
Add your own photo and video observations from home by downloading our dedicated Parent Mobile app for Apple, Android and (Amazon Fire - Coming soon).
[Learn more »](#)

Interactive Learning Diary - © Copyright 2020 Version 1.0.7

Pupil Diary: Entries from School

[Home](#) [Activity Diary](#) [Wellbeing](#) [Accounts](#) [Parental Consent](#) [Your Profile](#) [Sign Out](#)

[Portfolio](#) [Home Observations](#) [Learning Zone](#)


[<<](#) [12/02/2020](#) [13/03/2020](#) [>>](#) [Download PDF](#)

[Observation](#) [Like\(0\)](#) [Comments\(0\)](#)

Date: 13/03/2020 **Written By:** Reception R

Title: Doll house building

Harper accessed our junk modelling area independently and built her own doll house that she play with at home. Harper extended her activity by painting her doll house later on.



[Observation](#) [Like\(0\)](#) [Comments\(0\)](#)

Date: 09/03/2020 **Written By:** Reception R

Title: Team castle building

The 3 girls worked together successfully in order to build a carefully constructed castle. The girls shared their ideas well and came to compromises when required.

Pupil Diary: Entries from home

[Home](#) [Activity Diary](#) [Wellbeing](#) [Accounts](#) [Parental Consent](#) [Your Profile](#) [Sign Out](#)

[Portfolio](#) [Home Observations](#) [Learning Zone](#)

Any previously submitted observations will be listed here on this page. You can post your own observations by entering a Title and the Details below and choosing to select up to 5 photos or videos (max video length is 2 minutes) (media is optional). **Please note: After submitting an observation, it will require approval by your nursery or school before appearing in the Portfolio section. If educators are very busy, it may not appear for several days.**

Title:

Details: *

Choose file(s) (Optional)


(Allowed file types: .jpg, .jpeg, .png, .mp4, .mov, .avi)

<< 12/05/2020 11/06/2020 >>

Date: 11/06/2020 **Title:**


Home entries: what's useful?

[Home](#) [Activity Diary](#) [Wellbeing](#) [Accounts](#) [Parental Consent](#) [Your Profile](#) [Sign Out](#)




Date: 25/05/2020 **Title:** Harper's star

We had great fun doing our craft task this morning. We used tin foil ribbon and glitter.




Date: 22/05/2020 **Title:**

Haper is having Hatchimol races with our tricky word board game.



Date: 19/05/2020 **Title:**


We had alot of fun today with our number pancakes. Harper also enjoyed phonics play and reading today.



What's my child learning all day?



What about reading, writing and mathematics?



Download the app



You can view or download your app user guide [HERE](#)

Thank you.

Any Questions?



**REGENTS INTERNATIONAL SCHOOL
PATTAYA**

A NORD ANGLIA EDUCATION SCHOOL



Be Ambitious Be Regents