

1 in 3

students admitted to
the world's top
100 universities

University Destinations - Top 100

● Ranking (QS World)

United States

- 10 University of Chicago
- 22 Columbia University
- 26 University of California, Berkeley
- 27 University of California, Los Angeles
- 29 Duke University
- 32 Northwestern University
- 44 University of California, San Diego
- 53 New York University
- 59 University of Illinois, Urbana-Champaign
- 63 Carnegie Mellon University
- 77 University of Austin, Texas
- 85 University of California, Davis
- 89 Purdue University

Canada

- 24 McGill University
- 34 University of Toronto
- 50 University of British Columbia

United Kingdom

- 3 University of Cambridge
- 6 University of Oxford
- 7 University College London
- 8 Imperial College London
- 19 Kings College London
- 21 University of Edinburgh
- 33 University of Manchester
- 35 London School of Economics
- 37 University of Bristol
- 48 University of Warwick
- 61 Durham University
- 62 University of Glasgow
- 68 University of St Andrews
- 70 University of Nottingham
- 80 University of Sheffield
- 81 University of Southampton
- 87 University of Leeds

Europe

- 14 École Polytechnique
Fédérale de Lausanne
- 55 University of Amsterdam
- 78 Trinity College Dublin
- 82 Katholieke Universiteit Leuven
- 89 University of Geneva
- 94 Utrecht University
- 95 Leiden University

Asia

- 28 Hong Kong University
of Science & Technology
- 30 University of Hong Kong
- 36 Seoul National University
- 43 KAIST
- 57 City University of Hong Kong
- 70 Shanghai Jiao Tong University

Australia

- 42 University of Melbourne
- 45 University of Sydney
- 67 Monash University

New Zealand

- 82 University of Auckland

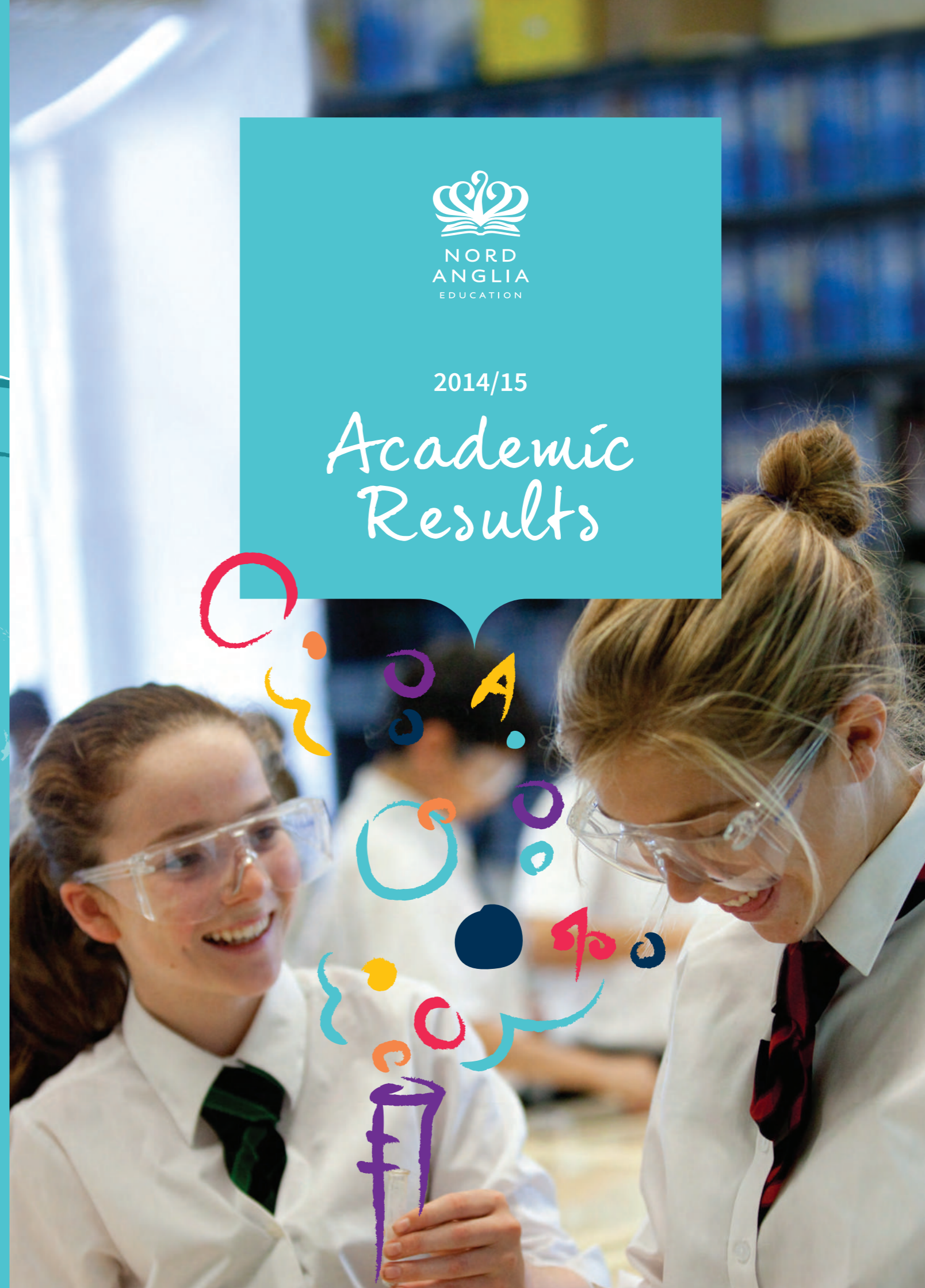


enquiries@nordanglia.com
www.nordangliaeducation.com



2014/15

Academic Results



Be Ambitious

We believe that there is no limit to what our students can achieve. Nord Anglia schools offer a personalised approach to learning enhanced with unique global opportunities to fuel your child's ambition and support outstanding achievement right across the curriculum. Our approach nurtures key skills alongside academic achievement to enable your child to achieve more with us than they would at any other school.

Our academic results are testament to this approach, with one in three students going onto the world's top 100 universities. Year on year, our students' exam results significantly exceed global and UK averages, at every stage of their school career.

We monitor, analyse and report on our students' academic achievements through our Schools' Academic Performance Board. This, together with our comprehensive continuous improvement framework, ensure that our schools are constantly enhancing teaching and learning to ensure that your child receives the best possible education, every day.

3-14 years old

Our younger students continue to meet and outperform expectations for their age groups across English, Maths and Science


% of students aged 11 - 14
— achieving Level 7+, across English, Maths and Science



% of students aged 7 - 11
— achieving Level 5+ in English, Maths and Science



% of students aged 5 - 7
— achieving Level 3+ in English, Maths and Science



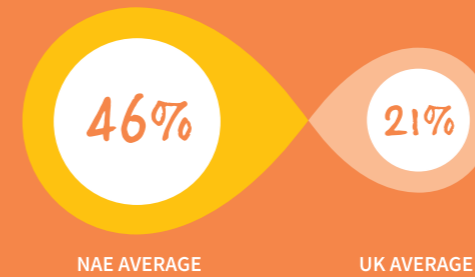
% of students in Early Years exceeding expectations
— across 5 EYFS areas for their age group



14-16 years old

Our students continue to significantly outperform UK national averages, with our attainment levels increasing year on year

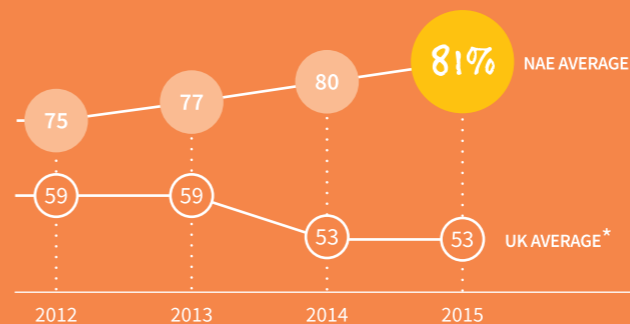
IGCSE grades at the highest levels of A* or A



GCSE/IGCSE
— % of 5A* - C inc English and Maths



Year on Year comparison, IGCSE
— % of 5A* - C inc English and Maths



16-18 years old

Our IB scores are significantly higher than global averages. Over the last five years, our rate of improvement is six times the IB global average, widening the gap between ourselves and other IB schools around the world

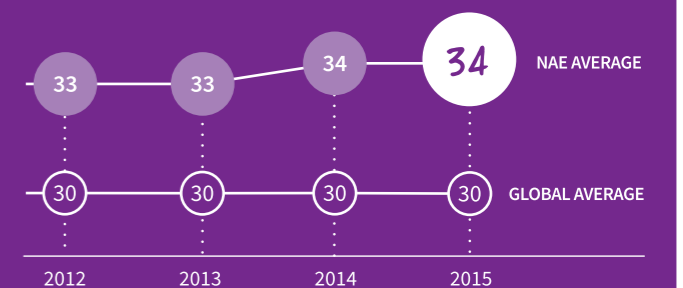
IB Diploma average score (full marks – 45 points)
— equivalent to 4As at A-Level



Students achieving 40 points or more in IB Diploma
— level required to gain admission to world's elite universities



Year on Year comparison, International Baccalaureate
— average score



*2014 statistics based upon 2014 data as this year's data has not yet been released.