



9<sup>th</sup> November 2016

## Nord Anglia International School Shanghai, Pudong

### Phonics Workshop



## Nord Anglia International School Shanghai, Pudong

### Activity:


- Real words and nonsense words



## Nord Anglia International School Shanghai, Pudong

### Phonics at a Glance

Phonics is segmenting and blending



Knowledge of the alphabetic code



## Nord Anglia International School Shanghai, Pudong

### Blending

Blending is recognising the letter sounds in a written, for example c-u-p and blending them together to read the word cup.



## Nord Anglia International School Shanghai, Pudong


### Segmenting

Segmenting is breaking down individual sounds in a spoken word, for example:  
Him = h-i-m



## Nord Anglia International School Shanghai, Pudong

Phonemes should be articulated clearly and precisely



## Nord Anglia International School Shanghai, Pudong

### Phase 1

- Identifying sounds around us
- Experimenting and playing with sounds
- Oral segmenting and blending

### How you can help at home

- Environmental sounds – Next time you're in the park, ask your child to tell all the different sounds they can hear.
- Instrumental sounds – Get out the pots and pans and create home made music!
- Body percussion – Tap, clap, pat and get your body moving.
- Rhythm and Rhyme – Read rhyming stories and share nursery rhymes.
- Alliteration – Think of all the words that begin with the same sound and give silly names to objects around the house.
- Voice Sounds – Experiment with your voices and use different tones.
- Oral blending and segmenting – Talk like a robot and use those robot arms

## Nord Anglia International School Shanghai, Pudong

### Phase 2


- To introduce grapheme-phoneme (letter-sound) correspondences
- Application of segmenting and blending

### How you can help at home

- When reading with your child, encourage them to blend the sounds together in
- c-v-c words and say them aloud
- Use magnetic letters on the fridge for children to make simple words and experiment

## Nord Anglia International School Shanghai, Pudong

### Teaching Phases 1 and 2



## Nord Anglia International School Shanghai, Pudong

### Rainbow Words (Common Exception Words)

Another crucial aspect of letters and sounds is to learn the common exception words.

Set	Rainbow Words – Set1 – L&S						I know these words!
1	a	an	as	at	the		
2	if	in	is	it	to		
3	of	off	on	can	I		
4	dad	had	back	and	no		
5	get	big	him	his	not	go	
6	got	up	mum	but	put	into	

## Nord Anglia International School Shanghai, Pudong

### Rainbow Words

- Rainbow words are words that are the most commonly used words in the English language.
- Because many are phonetically irregular, children must memorise them to read quickly and fluently.
- In order to progress to the next stage of Rainbow Words, your child needs to remember each word by sight.

## Nord Anglia International School Shanghai, Pudong

### Activity:

- Hide and seek Rainbow Words



## Nord Anglia International School Shanghai, Pudong

### Phase 3

- Phase 3 continues to develop skills of segmenting and blending
- During Phase 3 children are introduced to digraphs (ar) and trigraphs (ear)

### Digraph

- Two letters, making one sound

sh ck th ai ee ar

### Digraph

- Three letter, making one sound

igh air

## Nord Anglia International School Shanghai, Pudong

### Phase 4

- To teach children to read and spell words containing adjacent consonants such as 'bl', 'fl', 'st', etc.
- Children learn to read CVCC and CCVCC words, such as 'pink' and 'plant'
- To consolidate all of phase 3 learning so far.

### How you can help at home

- Hide words around the house
- Chalk write words outside
- Use water to paint words
- Build words and sentences using magnetic letters
- Find things in your house that have that sound in it
- Go on a 'sound hunt' around your house

## Nord Anglia International School Shanghai, Pudong

### Teaching Phases 3 and 4



## Nord Anglia International School Shanghai, Pudong

### Activity

- There are a range of phonics apps and games you can play on your iPad and computers at home
- Be careful about where the app originates from; there are different pronunciations of the same sound depending on the region



## Nord Anglia International School Shanghai, Pudong

### Phase 5

Teaching children to recognise and use alternative ways of saying sounds they have already learnt.

#### For example:

- Coin
- Boy

## Nord Anglia International School Shanghai, Pudong


### Split digraph

- A digraph in which the two letters making the sound are not adjacent

For example: make

## Nord Anglia International School Shanghai, Pudong

### Phase 5



## Nord Anglia International School Shanghai, Pudong

### Phase 6


- Teaching children to develop their skill and fluency in reading and spelling.
- Children are taught the spelling rules by revisiting and applying Phases 2, 3, 4 and 5

### How you can help at home

There are lots of fun, interactive games that you can play with your child!



The Twinkl Phonics app



The Teach your Monster to Read app



[www. Phonicsplay.co.uk](http://www.Phonicsplay.co.uk)

## Nord Anglia International School Shanghai, Pudong

### Activity



## Nord Anglia International School Shanghai, Pudong

### Any questions?

Please don't forget to take an handout!



Thank you.

[www.naispudong.com](http://www.naispudong.com)