

backstage

The Official Magazine of the British School of Guangzhou

Winter 2014

Historical Streets of Europe

BSG's first-ever premium residential
trip across Europe - a reflection
p.12



A recap on BSG's
International Day 2014
p.3

Learn about what
makes gym-goers tick
p.21

How do you take good
photographs on your
phone?
p.19

Can we trust eye-
witness testimonies?
p.24

editorials

Anjelica Polychronopoulos Senior Student Editor of the Magazine

WOW! Yet again, an amazing 'Christmas Edition' published!

This edition has been the most thrilling, I think out of all the magazines at BSG I have been apart of. I will never forget the moment in the first ASA when I had sat in front of me five students who willingly chose to be committed members of the magazine. However, little did I know that within a few minutes, a swarm of students would come in and ask politely if this was the School Magazine. In awe, I quickly glanced over to Miss Hardwicke. We were both surprised by the amount of students we were about to have as part of our ASA and who would help us make this magazine what it is today. Even though at the end of the day, it is the Editors and Designer who collate everything together, without the writers and the commitment each and every one of them shows, there would be nothing for the readers to read.

For a moment I stopped to think about all the endless possibilities we had but first the right thing to do was to ask everyone involved what they would most like to write about! We knew that each student would write best about the thing they were passionate about. It's not about quantity but rather about quality that we strive for.

This edition contains a range of diverse articles that could broaden our readers from students to teachers and parents and I believe that our success is because of this new change we have brought this year to Backstage.

Without everyone behind the scenes, I'm positive that this magazine would not have been able to go to print. There is a lot of unknown time and effort that goes on to make this all possible. From myself to Junior Editor Tae, new Graphic Designer Caleb and of course 'Chief' Editor, as we like to call her, Miss Hardwicke for always being one step ahead and pushing us all to meet deadlines, I can honestly say that this would have never been accomplished.

I'm so proud to be publishing this Magazine because I know that hard work pays off and that hard work should always be rewarded.

Here's to the next issue of Backstage!

TaeKyu Lee Junior Student Editor of the Magazine

First of all, I'd like to say that this magazine contains a bunch of interesting topics to read about such as our school's first premier trip (Germany), restaurant reviews, and much more. The content of the magazine is extremely diverse and therefore offers a little bit of excitement for everybody. I'd like to say that all members of the school magazine have put in a lot of effort into putting all of the articles together, and that they've been busy during the past couple of weeks to raise the overall quality of the magazine.

Regarding the basic structure of the magazine, we thought it would be appropriate to use the 'Germany Trip' article as the main, highlighted section of the magazine due to the significance of the event itself. Well, if you're not interested in this article (hopefully you will be), again, the amount of variety the magazine offers will be more than enough to draw you into reading for your personal interests!

Emily Hardwicke Chief Editor of the Magazine


It's been an absolute pleasure being involved in this year's Christmas edition of BSG Backstage. Mainly because I haven't had to do very much! Recruiting Anjelica as Editor, Caleb as Designer and Tae as Junior Editor (all student leadership positions) meant that I became slightly redundant as they planned and led ASA sessions, supported students with writing articles and created a truly professional looking magazine.

It's a real testament to their hard work, as well as all the other students involved in the magazine, that the finished product has so many quality articles covering a wide range of topics.

Anjelica mentions how much work goes into putting a magazine together and I would echo that wholeheartedly. I'm sure you will agree that all their work has been worth it

As an additional thanks, I would also like to mention our sponsors who have taken up advertising space in the magazine. We are very grateful for this as it should allow the magazine to make a profit which we can then donate to our nominated charity: Room to Read.

The BSG
Magazine
team!



paronomasia!

by Advaita Reddy

Paronomasia, more commonly known as the 'pun', is actually a very early type of word play. Shakespeare for instance, *loved* using it! Puns are often used as a humorous device, but can also be used to skilfully convey a discerning message, make advertisements more powerful or even code a computer language! As interesting as that sounds, let's practice the most common puns for now...

<p>1. What is the best month for a parade?</p>	<p>2. What road vehicle has four wheels and flies?</p>	<p>3. How do surfers say hello to each other?</p>
<p>4. What did the buffalo say to his son when he left for college?</p>	<p>5. How many tickles does it take to make a squid laugh?</p>	<p>6. How do you organise a space party?</p>
<p>7. What do you call a bear without any teeth?</p>	<p>8. Why couldn't the bike stand on its own?</p>	<p>9. Why can't you hear a psycho going to the bathroom?</p>

Flip for the answers!

1. March!
2. A garbage truck
3. They wave.
4. Bison
5. Ten-tickles
6. You planet
7. A gummy bear
8. It was two tired.
9. Because the 'p' is silent.



international day 2014 @ bsg

by Anjelica Polychronopoulos

Food, family and friends, International Day is the one event of the year where students from all around the world come together as one to celebrate the very aspects of their culture that they have come to embrace over the years.

From the numerous stalls signifying the diversification of nations, to the live performances highlighting the many talents we as students and teachers keep within us, International Day is the primary event we as spectators have come to love and anticipate over the years.

Strolling through the gates of the British School of Guangzhou, I remember the excitement in the atmosphere blossoming to an ecstatic level as floods of students, teachers and parents made their way to the grand layout that was widely set out. The attempt to find my fellow peers turned out to become a task of a much greater difficulty than anticipated as everybody before me was decorated in a uniquely vivid manner, depicting their own nations and the pride they held for them. Besides from the traditional Chinese robes one would expect to see in an event organised in Guangzhou, the diversity of costumes truly lit up my expectations for the day as I was bombarded by a multitude of colours.

Not only is International Day one of the most significant events on the BSG calendar but also as the Student Editor of BSG Backstage it was my great pleasure to debut BSG TV, a student run organisation that will provide each member of the school, teachers and parents with live feeds of what is happening around and about our school. With 4 news reporters ready to go, we each split up and strolled around the school with our questions read to be asked!

What was also very pleasing to see at International Day were family and friends contributing and buying raffle tickets for prizes that later were awarded to the winners. It is very clear that each member of the school had extended the invite beyond the BSG community and that attracted far more people than I think were anticipated. Either way, anyone and everyone was welcomed with a smile.

From private companies, to well know restaurants, all the way to parent committees, everyone was happy to be involved and make this day an unforgettable one. From a range of activities, rock climbing to jewellery making, everyone was entertained. Student band to teacher band not a song was left un-played, not a drink was left empty and not a frown was in sight!

International day is the one event on the school calendar that I look forward to the most. Representing my country Australia, yet also at the same time representing a proud student of BSG, I learn something new every time and I experience this wonderful day with all my friends, teachers and family!





bsg production preview

an interview with kwezi rutega, assistant director of production

by Jessie Ng

Once I finally managed to meet with Kwezi, Assistant Director of the School Production team, amongst her crazy, hectic schedule, I secured an inside scoop on the upcoming production of 'Little Shop of Horrors', due to premiere in March 2015.

What's it like to be one of the Assistant Directors for the Production?

It's a very fulfilling role, even though at times there is lots of responsibility. However, I like it because it helps me for the future. I believe this leadership role is providing me with a good experience as we are constantly communicating and directing people at some stage in our life and if I learn now then it will be easier in the future. I know wholeheartedly that I don't want to work with machines; I want to work with people. It makes me more open-minded and new ideas come to me easily. Tolu and I need to rehearse lines with the cast and make sure that they memorise their lines properly. We also have our own tasks to take care of. We can't finish it all during school hours so we also come during weekends to make sure preparations are proceeding smoothly.

What's this year's Production all about?

'Little Shop of Horrors' is an abstract play. It focuses on a plant that can talk and needs human blood to survive. The theme is really abstract, and I love it! Since it's a musical, it's harder than a normal play because people need to learn the songs and be on key.

How are the preparations coming along?

Right now, we're just deciding who to put in which roles. Because there aren't that many main characters, we need to make wise decisions on whom to choose. If someone isn't that responsible, they might not get the main role, because the main characters this year have a lot of responsibility. Production is a process of actually making things happen. If the people we're working with are difficult and don't follow instructions, the play will not turn as well as it could be. We're also giving Year 7s and 8s more chances to take part, even though it's usually the older students who are more confident.

Were there any challenges in the preparations so far?

Yes. Picking people to be the main characters, because there are just so many talented people, and they all deserved to be the main character. That's why it was so hard for us to pick just one person. In the end we looked at their talent and attitude.

What are your messages to your friends in production as well as the audience?

To the people in production: This is going to be a very intense process, and I hope that we can make this process as fun as possible even though it's a lot of work. I want more positive thinking. After all, production is supposed to be fun!

To the audience: Sit back, relax and enjoy!

It was a pleasure interviewing Kwezi, who was very enthusiastic towards her role in production. I'm sure that the combined efforts of everyone in production will be able to make this year's play a very successful one. Remember to buy tickets and come watch their live performance when it's out!



we are back! sixth form @ bsg

by Anjelica Polychronopoulos

It all began when we set our alarms for the following morning, when we organised our school bags and finished our last minute reading. No longer were we on summer holidays but rather facing the 'doom' of reality. Seven weeks off, or for some far more, we all strolled back into school ready for the new exciting adventure of Sixth Form. Most of us had never seen this time of day in what seemed like forever, but as Mr. Howe likes to remind us, it was now or never.



Summer holidays were filled with joy, going back home and visiting family and friends. It was the time when we were able to have a rest from the hard work that we had put in during exam periods. However, for someone of us that was hard to do, with Kelly Wong off to Cambridge on summer camp and Saeyun at work experience, it was as if school seemed to follow us everywhere.

On a more serious note, this year is crucial for both Year 13 and also Year 12. With the Year 13's having just received their AS results, it was time to confront their challenges head on. But for the Year 12's it was only just the beginning. Making that leap from IGCSE to A Levels, Ivy

had this to say: 'It has just been a week but it feels like it's been a month or more. The sheer amount of work that we are responsible for this year is in a completely different league from last year. Apart from this we need to find extra time for contributing to leadership positions as well as SAT preparation.'

The first week back is known to be a week of excitement, pleasure and delight, but at the same time it is the week when we are all exposed to the workload that comes with being a Sixth Form student at BSG. During the first week we all started to bond, but there is still a long way to go until we act as one. In time, we will learn to develop extreme confidence in ourselves as well as trusting our teachers and friends willing to support us along the way. With piles of work and strenuous challenges, dedication and determination are our keys to fulfilling our success.

Moreover, what most of us are looking forward to this year is pushing ourselves beyond our limits. By doing this we need to grow as individuals and work together to know that at the end of the year we have accomplished what set out to achieve. Kwezi had this to say: 'This year I am extremely excited for the leadership positions that are on offer and I consider myself a great candidate for anything that comes my way'. Not only is this Kwezi's long-term goal but it also applies to many of the other Sixth Form Students. This year is all about challenging ourselves so that at the end of everything we are able to leave with smiles on our faces.





Est.



NANHU



2003

Renowned for
Great Food
*A Wide Selection of
International Beers & Wines*
Live Sports



020 8723 3890

No.1170 Tonghe Road, GZ Avenue North, Baiyun District, Guangzhou

广州白云区广州大道北同和路南湖半山豪廷1170号

moontrekker 2014: there is only power!

by Emily Hardwicke

"Let me get this right...you're 'moon walking' like some kind of weird Michael Jackson tribute act, at night, over the hills of Hong Kong...and you want some kind of charitable payment for it?!"

It was going to be a tough sell.

Surprisingly, getting the MoonTrekker teams together wasn't the difficult part. With six volunteers signed up from Secondary, and one each from Primary and Lower School, it was clear who considered themselves the most intrepid, and perhaps the most deluded...



The event itself is described as 'Hong Kong's most exciting night-time endurance competition'. Teams push themselves to the limit to complete either a 30km or 43km course with a small catch being that this all takes place at night when most well behaved teachers are safely tucked up in bed. The only good news was that the term 'moon' appeared to be referring to the rocky and moon-like terrain en route that makes staying upright difficult, rather than an expectation that we break into Jackson-esque moves.

Mr. Wright (more of him later), initially set himself a challenging goal: "I'll be disappointed if I don't do it in less than five hours," he was heard to remark in the canteen, whilst carb-loading one lunchtime.

Ms. Corbett and Ms. Hardwicke were working on a different kind of nutritional plan and spent many hours discussing the various merits of different types of 'Haribo', coming to the

pleasing conclusion that all sugar was good sugar and an extremely necessary part of a racing diet.

Mr. V. decided that denial was the best approach, whilst Mr. McDaid went into practical-man like overdrive, printing out copious copies of laminated A4 maps and meticulously discussing gradients with anyone who would listen. Mr. Allan stayed strong, stoical and silent through all of these pre-race jitters while Mrs. Ruck spent her time baiting Mr. Ruck over his alleged inferior running speed, carefully playing down her own chances of bossing the field.

The day dawned a lot quicker than anyone had expected and with the sudden realisation that our training had possibly not been up to scratch and definitely hadn't included any of the recommended 'night treks', we made the trip to Hong Kong with some trepidation.

The 'elite' 43km team barely had time to scoff a couple of sandwiches before they were in their kit and raring to go. Leaving the 'fun' team, less concerned with accolades and more focused on food and sleep, to indulge in a bit of both back at the hotel, Mr. Wright, Mr. Allan, and the indomitable duo of Rucks set off into the night, not to be seen again until after a series of individual triumphs (Mrs. Ruck) and farcical adventures (Mr. Wright).

The 'fun' team, meanwhile, were taking things at a steady pace, beginning their race at 11.20pm and letting the serious runners go by before proceeding at a merry trot. The Olympic style walking couldn't be kept up for long but nonetheless, by 2 AM they were still in high spirits and enjoying the atmosphere along the way.

Unfortunately, it turned out that the elite runners had eaten most of the snacks at the regular pit stops but they still managed to pick up a handful of bananas to keep them refuelled.





By 4 AM, positivity was starting to wane and the perpetual darkness plus a bit of exhaustion was starting to play havoc with the minds of competitors. Ms. Hardwicke was relieved to find out that she wasn't the only one seeing faces in trees, although she didn't go as far as Mr. Wright, who started shouting exuberantly at a shadowy figure, only to find that he was expending all his energy discussing the route with a rock.

As the night wore on, the end point seemed further and further away. A terse Australian began shouting that the sun was rising and if we wanted to 'beat it' we needed to get to the top in less than an hour. The 'top' turned out to be 900m Lantau Peak – whoever planned the route had really saved the best till last...

Step after weary step, the 'fun' team trudged up the ridiculously steep gradient. Not feeling quite so 'fun' now, Ms. Hardwicke began shouting crazily at the birds, who were just beginning to rise from their slumber.

"You lot have had your sleep, you little blighters! We haven't been to bed in days!" (She didn't say 'blighters'.)



Amazingly, getting to the top was more than worth the energy. With the sun an orange ball on the horizon, and the whole of Hong Kong at their feet, it truly was a spectacular moment.

Until they realised they still had to get down.

With all the agility of a pack of arthritic mountain goats, the team slowly descended the rocky tundra to Pui O Beach. There were promises of burgers, a utopian English breakfast, even a cold beer. Instead, they were handed a soggy box of pasta. Turns out the race had been well and truly won by then.

Exchanging stories later that evening, both teams had a chance to reflect on their experiences. The 'fun' team concluded that things had been...well...fun! But they probably wouldn't do it again...

The 'elite' team were a different story. Congratulations must go to Mr. Ruck and Mr. Allan for finishing an amazingly difficult race, however, the real stars were Mrs. Ruck with her incredible finishing time of 7.00 hours which saw her placed as the 11th fastest woman, and Mr. Wright...for entirely different reasons.

Not content to do the required 43 km, he had made a fatal error of judgment when it came to a tricky piece of navigation. Rocks couldn't help him at this point and instead of trusting in his surname, he chose to turn...left. SIXTY-FIVE kilometres later, he finally made it to the finish in 9 hours, less time than the 'fun' team took to do their 30km. You've got to admire the commitment (and question his sense of direction).

All in all, the 'MoonTrekker' was a fantastic experience for everyone involved. Mr. Gomm from Primary also competed as an individual and 'BSG' was certainly well represented on the night.

The teams would like to thank everyone who donated to the charity 'Room to Read' and supported the competitors. Along with proceeds from the recent 'Book Sale', we were able to donate over 5200RMB. That definitely makes the blisters worthwhile.



appearing well-educated

by Hasib Reza

In an ever-changing consumerist culture, people are often judged by what others perceive them to be, rather than taking the time to see them for who they really are. Thus it has become a reality to 'sell' yourself as a person, in order to secure an impression of yourself that you want others to believe. In the knowledge of this development, appearing smart and well educated requires but a few touches of change, from speech to mannerisms that soon will transform you into someone well spoken, smart, and highly educated.

A favourite tactic of mine is to 'accidentally' drop my tests once I receive my grades, in front of my unsuspecting classmates. Their generous natures lead them to pick it up and hand me back my dropped test, but not before spotting the bright red, gleaming full marks. They complement me heartily, whereupon I modestly respond, "What? Oh no no...I was just lucky...Thank you though." Modesty goes a long way.

Another classic tactic, is to use nonsensical 'big' words in your speech. If you spout intimidating verbal vernacular, then it doesn't really matter what words you may pick, because chances are your victim won't know the word either. Therefore, confidence is the key to maintaining this strategy, and many times I have made up words and slipped them into my speech, with no hint of confusion on my victim's part, as they just looked impressed. In this manner, you may create an image of a well-read and well-educated person. The victim is afraid to challenge you (if they do suspect the word you're saying is not officially a word) due to your credentials as this sophisticated person.

A finer skill that must be honed, and I advocate to all those who wish to follow this seldom trod path, would be to speak at a very rapid pace. People tend to associate fast speech with fast thought – which is a small stepping-stone to a sign of a quick mind, or formidable intellect. If you speak fast, people will naturally make the assumption that you are smart, and that you are self-sure. Furthermore, if you learn to type fast as well, that is a skill that impresses as soon as you advance to the stage where you need not look at the screen. You may wish to intimidate your victims by staring at them while typing furiously away at your own keyboard. In the case that they have not noticed your attempts, typing loudly will soon attract their curiosity, and subsequent admiration.

Dalbert Ma, a fellow veteran in the field of appearing smart, shares some of his specialist wisdom: "Confidence is the key to success, for example in my Maths lessons I try my best to keep an aura of carelessness, keeping my eye occasionally on the board, yawning from time to time, keeping an image that I don't really care about what's going on. But at the same time what some people don't seem to understand is that in reality my brain is processing all the data waiting for the teacher to ask me a question to test my attention, only to be answered instantaneously."

This tactic is known in some elite circles as the Rogue Learner. What the practitioner does is lower expectations universally by actively maintaining this aura of carelessness, doing some of the aforementioned actions, and then when the time comes to flip expectations, they do so in a previously unforeseen storm of intellect, taking all by surprise, blowing away the naysayers.

Now we have two practitioners who tell us a bit more about the mannerisms you are best suited to adopt in order to keep up this façade of intelligence, including how you should act and think.



Yan Zino takes a few moments to gather his thoughts, then says pensively: "Maintaining an aura of focus is necessary, this aura is supposed to apply to all situations. If you are unsure or unconfident, then ask questions, but instead add a more inquisitive tone to your request. This makes this bid for knowledge come from curiosity instead of seeming ignorant."

Davy the Yung Wan nods along whilst his classmate gives his opinion, then inserts his own. "Appearing well educated is not hard at all - in fact it is actually extremely simple. It's not about what you should do, it's about what you should not do. Don't ask questions that you can answer yourself, don't say anything before you've actually thought it through. Don't pretend to understand something that you do not. If you do these fundamental actions, then you've pretty much avoided everything that may cause you to make a fool of yourself."



i am not blind without glasses!

by Davy Yung



Why do you think she looks so unhappy?

To those of you who wear glasses, I'm sure you're going to appreciate what I'm about to talk about. However to those of you that don't, maybe after reading this, you'll finally understand our feelings.

What I strongly want to emphasise is that a majority of us get stereotyped into being totally blind without our glasses on, when in fact this is not the case. As we take off our glasses, we get bombarded with the same old questions: 'Can you see?', 'Aren't you blind?'

What many people tend to forget is that we wear glasses not because we are blind but rather for them to allow us to see more efficiently. This is what all glasses wearers want to stress and that no it's not because we are blind but so they can help us define and see clearer.

When being asked about his feelings regarding this small yet important matter, Hasib Reza gave such a response, "When people inquire what life must be like without the aid of my spectacles, and whether I "go blind", impotent angst rises up within me, like phlegm-filled bile that must be expelled from the body."

"It makes me feel a little bit insecure, but then at the same time it makes me wonder if they actually considered my feelings at all or if they actually understand how glasses work," was the reply of Toluwani Omibiyi.

In regards to the two responses above, you can already see that neither of them find it humorous, and why is that? They have already suffered through being condemned to the label of "blind" far too many times, and having gone through similar experiences with them, I can almost guarantee that it really hurts their feelings, whether they are willing to admit it, like Toluwani or not, like Hasib.

At the end of the day, what I'm trying to get across to all of you, is that people who wear glasses are not blind without them and there is no reason you should assume such a thing or label them as such. All it does is cause emotional devastation for them and scar them for life. You might not see any visible changes to them, but deep down inside, they really want you to treat them just as you treat anyone else without glasses.

*Hasib Reza
and Toluwani
Omibiyi*



room to read @ bsg

By Advaita Reddy and Anjelica Polychronopoulos

Reading: something that we all love to do! Comical, fictional, factual or creative, there is certainly something enjoyable for everyone. No matter how young or old, the BSG book sale can fulfill your demands!



We at BSG, wanted to give back to a particular charity known as 'Room to Read' by selling second-hand books that we collected from students. It was wonderful to see all of the students take time to find and bring in old books, which they

have now out-grown. Each book was carefully considered by us, the English literacy leaders: Ivy and Anjelica, and together with Miss Hardwicke, we priced the books suitably and segregated them based on age and genre.

'Room to Read' is a non-profit charity organisation that strongly encourages young girls to read and secure an education. They help young people all over the world, particularly in Asia and Africa, striving to provide them with a better chance at acquiring life-skills and a way out of poverty. What most students like ours at BSG take for granted is having a wide range and ever lasting supply of books that we can easily access. However, there are children (particularly girls) out there who are much less privileged than any of us here at the British School of Guangzhou. This charity initiative by the English Department served not only to support the incredible work Room to Read has been doing, but also to provide our students here, with the

opportunity to give back to society and empathise with those less fortunate. What's more, we got to do all of that while spreading our love for reading and giving out great books for great prices and finding them a better home.

Much time was spent, with announcements and reminders in assembly, lunchtime preparation work and finally during the lunchtime book sale when students and teachers gathered to help sell books to other students, teachers and even some visiting parents from all year groups. Considering that we sold books to everyone ranging from pre-nursery children to secondary students to adults, there was truly something for everybody.

Overall, through our combined efforts and the support from our book donators and customers, we raised an astonishing 2027 RMB, which is way more than last year's amount. It was a huge success and we could not be more proud of what was accomplished.

We would like to thank all parents, students and staff alike for their donations and their time spent visiting our sale. For those wondering where all the left over books are going, they are being taken by Year 6 students to a school in Yuangshou as part of their community action project during their residential trip. We are grateful that the Year 6 students are helping us contribute further and give every last page of what we collected back to society.

historical streets of europe

by Jan Janeczek

Like travelling through a time machine, on we go through the current century into the old one, and I ask, where are we? In a distant continent, far from China much like the date that we have been learning about: September 1st 1939. We find ourselves in Europe, Germany amidst one of the darkest six years of mankind with sheer violence ripping countries apart.

History trip, or a 'trip of a lifetime' whatever one pinpoints it as, there's no doubt about it. One of the best 10 days of my entire life, full stop. It definitely beats the 10 days pre-Christmas or pre-birthday however the knowledge gained is simply incomparable. Closely inspecting the paved roads of German historic cities, they had an element of connection, a link between the heart and stone. After all, it was just less than 100 years to date, since the bloodiest war ever took place.



Light at the end of the tunnel however was constantly visible, joyous moments around every corner. Truly historic cities such as Prague unveiled their treasures and supreme heritage, showcasing magnificent cathedrals dominating the unique skyline. The Old Town Market Square marked a milestone within our journey – halfway

through, and yet it seemed like the start. Long lasting memories capturing the imagination, overloading the long-term memory with golden experiences, much like the Catholic décor of past Kings and Queens of a once prosperous medieval Europe. Constant exploitation of natural culture fascinated us and above all, succulent sausages and thrilling tarts were culinary delights. The World Cup also featured heavily on our trip, although we had to wait for a full day of breathtaking tours around ancient and modern cities, stunning vistas and a stomach filling dinner before we could somehow manage to fit in 90 minutes of football before bed. It would have been more beneficial for me if Poland had tried harder to qualify – but you can't have everything...

Arriving in Krakow, a sense of nostalgia flooded my emotions. Ten years abroad teaches you new knowledge, unlike home. However, home is an immeasurable capacity, indescribable due to its unique place in one's heart. The heart beats faster, races into super-speed realising the roots of a person - a special connection is made. Walking through the streets of my homeland, I felt a belonging, like a perfect fit of a puzzle; everything was how it was supposed to be. The rapid two days flashed like a distant memory, nevertheless hearing my mother tongue was a deeply sensory experience.

Auschwitz was our next stop. In my view, a radical reset of mind is necessary in order to fully be connected to the place, yet not be overwhelmed at the same time. Absorbing the significance of the location was difficult as birds chirp and life goes on. On the other hand, a simple motto needs to be acquired: always remember, never forget. Combined with Oskar Schindler's factory we witnessed two sides of the balance: the good versus the sheer evil. The 'sheer' is important, due to it being genuinely indescribable. No winners, all losers within the conflict and it's important to acknowledge events as such. Consequently here lies the 'life' part of the trip as we gained an understanding of human potential,

not only positive but equally negative. The destructive, devastating, damaging capability of man's dark side was difficult to bear at times. The emphasis of feeling sympathy is massive and crucial for these types of experiences. Inspecting the crime-bathed buildings and sanctuaries of sinful actions, I reminded myself and repeated: never forget.



The most touching moment throughout the tremendous trip without a doubt would be the visit to Lidice, a rural, isolated patch of freshly grown grass –in the middle of nowhere.

During the war, a brutal massacre took place, annihilating citizens, defenceless women and children among them. Mesmerised by the astonishing tranquility, it was both an awkward and unique experience. Ordinary life had never felt so distant and it was hard to picture surrounded by the greenest grass I'd ever seen. Perhaps that's the determining factor, which struck me. The feeling of nothing in nothingness. Simply blank. The statue of the children signified far more however, as it not only reflected them but also reflected me straight back. One doesn't understand the meaning of being 'at peace' until an experience such as this takes place. Like many others, I was struck by one child in particular, one boy. Same height as me, same siblings as me and even the same eyes as me. And yet such a different life. Contemplating the horrors was impossible, in fact I started to reflect on myself mulling over every single mistake I had ever made.



BSG Premium Trip 2014
Germany, Czech Republic, and Poland
June 13, 2014 to June 25, 2014





Berlin possessed a lighter atmosphere for our final destination. The eccentric mix of old, reminiscent of the wall, combined with contemporary architecture meant there was something interesting to look at round every corner. We integrated ourselves into the city, staring in admiration at the power of change. The capacity of reconstruction benefitted our visit in numerous ways, shopping for once was one of the highlights. However, I never moved far away from countless opportunities to stop and reflect: why did this happen? How could it have ever gone ahead? How is it possible, for humans to undertake such horrific actions? The reasons shall never be uncovered, however the evidence shall never be obliterated and it would be morally wrong to do otherwise. Berlin though is a different anecdote, stereotypically associated with snobs according to the Berliner guide, however there is always more to things than the eye detects.



Lives determined and fates sealed, stories were unearthed everywhere on the raw streets. This trip was infinitely priceless, golden memories, which will be as durable as the monuments that we saw. We acknowledge, we remember. Combined with jubilant banter and atmosphere, the history trip was no more about history. History is as much as about the future as the past, therefore branding it as a 'history' trip would be misleading, a theft of its true meaning. The prefix of 'life' serving a better insight into our 10 days. Perhaps not "one of the best 10 days" – that would be underwhelming frankly but a cheesier conclusion: the 'best' 10 days of my life.

origination of memes

by Davy Yung

So what are memes?

Memes are essentially an image, animated gif, piece of text, etc. - typically humorous in nature - that are copied and spread rapidly by Internet users, often with slight variations.

We see these constantly plastered all over the Internet, but have you ever wondered where they originate?

Scumbag Steve

Although the meme is "Scumbag Steve," the young man in the picture is certainly not called Steve, but is rather Blake Boston from the rap band Beantown Mafia, better known as "Weezy B". His mother took this picture. Nowadays, this meme is often associated with an ordinary action or situation, followed by one despicable action. Furthermore, the hat has now also become a symbol of a contemptible person.



Trollface

Trollface is supposed to represent an internet troll. It originated from the artist Carlos Ramirez, who was drawing a comic about people trolling on 4chan's board about video games.

Grumpy Cat

'The Grumpy Cat' is just a cat that always looks angry. The cat's real name is Tardar Sauce, born in Morris Town, Arizona on 2nd April 2012 to Tabatha Bundseen, and the first pictures of Tardar was posted on Reddit by her brother Bryan Bundseen.



The reason Tardar's face is like this is actually due to feline dwarfism. This meme is associated with situations that make certain people unhappy, or rather grumpy.



Pokerface

The 'poker face' meme is used to express embarrassing social situations that are experienced by a character, commonly showing their speechlessness.

This is actually originated from a 4-panel comic, meant to be the spin-off of Rageguy.



Young Party
乐童同儿童派对专业策划
 KID'S PARTY PLANNER

Come on! Call us!
Don't miss the Fun!

Event services we can offer:
 Party-decoration, Clown, Balloon maker, Face-painting, Magic show
 Crazy lab, Bubble show, Cartoon-costume, Pro-photography
 Chinese Traditional Art (Sugar Painting, Dough Figurines, Straw weavings)
 Bouncy castle rent and Balloon delivery.

场地布置 小丑 杂技小丑 魔术 卡通面部彩绘 泡泡秀 人偶 糖画 捏面人 充气城堡等
 适用于: 宝宝满月、百日、周岁、生日会、万圣节、圣诞节
 亲子活动、商业庆典、公司年会、公司员工家庭日。

Party Hotline 400-018-1903 134-3034-1132
 www.letongtong.com http://shop35536131.taobao.com



THE BUTCHER SHOP

Try Our Extensive Selection of Imported

MEATS & GOURMET PRODUCTS

Traditional Dry - Cured Bacon

HANDMADE SAUSAGES

Wine & Cheese

Shop No.108Huajiu Road, Zhujiang New Town, Tianhe District, Guangzhou
 广州市天河区珠江新城华就路保林苑1号108铺布其食品

020 3806 7301





strangest hotels in the world

by Ellen Kim
and Amy Oh

Anyone who loves to travel knows how important it is to make the experience even more memorable than a nice place to stay. Uniqueness is the key, a place that everyone and anyone can enjoy.

If you had any choice of hotel then which of the following would you pick?

Most people like to reserve specific accommodations that stimulate a sense of curiosity or attract attention. Do you want an enjoyable and somewhat unique experience? Don't worry, it's already here for you!

Palacio de Sal, Bolivia



Located in Orillas Salar de Uyuni, Uyuni, Bolivia. This hotel is one of many salt hotels, yet what is different is that the hotel has been built on the salt desert itself. At night you are able to admire twinkling stars and the horizon of the desert when the sun sets.

Known to have outstanding service, this is truly a magical place where you can make lasting memories.



Dog Bark Park Inn, USA

This hotel is located along Highway 95 in Cottonwood, Idaho, USA. Built in the shape of a beagle, it was opened in 2003.


Known to be a famous landmark in the state, it provides a dog-themed environment. Dog-shaped cookies, pillows with dog pictures and many more. With a

bedroom and kitchen located in the trunk of the dog as well as even more rooms located in head and mouth of the dogs, if you are a dog lover then this certainly is the hotel for you!

Propeller Island City Lodge, Germany.




The hotel is located in Berlin, Germany and is the most bizarre and odd hotel in the city. With a total of thirty rooms, all with different styles, there is a space that everyone and anyone will enjoy. The hotel is known for its eclectic and elaborately themed rooms. Each room is considered more a work of art than a practical living space as they are furnished with unimaginable furniture fit for rooms of the future.



Utter Inn, Sweden

This is located in the middle of Sweden's Lake Mälaren. In the middle of the lake you could say that the fear of the house sinking is quite high, but many people have survived and if you're ever feeling adventurous then I would give this one a go.



Free Spirit Spheres, Canada

Interested in Mother Nature, where you are able to privately explore in your own free will? Then Free Spirit Spheres hotel is the best hotel for you. In addition, the hotel rooms are shaped in spheres. However, if you are afraid of spiders you should search for another hotel.



Costa Verde, Costa Rica

Do you want to stay in a missing plane? Costa Verde in Costa Rica is the most suitable hotel for people who often dream about becoming lost in a plane. Even though the appearance of Costa Verde looks creepy and uncomfortable, the hotel contains hygienic and pleasant rooms for guests.

Legoland Hotel, USA



Attention all Lego fans, we found the hotel for you! Not only Lego was used to create these hotel rooms but also it was used to create sculptures around the hotel.




The Mirrorcube, Sweden

The Mirrorcube in Sweden is an appropriate hotel for you if you wish to admire nature and feel tranquil within yourself. Guests in this hotel have the pleasure of taking in and watching such a gorgeous landscape. However, you should be aware of birds that confuse the hotel room with their home.

Poseidon Undersea Resort, Fuji



Do you ever dream about meeting a mermaid in the deep blue sea? In POSEIDON UNDERSEA RESORT, you can watch various species and azure sea in your hotel room. Go and associate with the sea!



The Upside Down Hotel, Germany

Most of children imagine that their room is upside down. Their imagination can now become a reality, The Upside Down Hotel is waiting for them! Not only is the furniture upside down but also the windows have an upside down view to further confuse you.

what is minecraft?

by Justin Zhou

This game is about breaking and placing blocks.

At first, people built structures to play against nocturnal monsters, but as the game grew and more players existed in Minecraft, they worked together to create wonderful, creative and stunning features, varying from the Hogwarts to almost-identical maps of Pokemon.



Apart from building massive features, this game can also be about adventuring with friends or watching the sunrise over a blocky ocean. It's pretty. Brave players battled terrible things in the Nether (underworld), which can be rather contradictory to what I mentioned just now. You can also visit a land of mushrooms if it sounds more like your cup of tea.

You do what ever you want. In this game, you are the creator; you are a god.

How is Minecraft fun? This game, is very complicated, you know why? The simplest way to play, is to survive by yourself. Of course, you can play on online servers, you can play Minecraft with other people all over the world. If you want it to be funnier, there will be different types of mini games in the server. The most interesting and weird thing is, you can download something called MODS from the internet, which allows you to import different features (created by people who enjoy the game but want some improvements made on it) such as adding guns to the crafting items list, adding elevators to the building materials list, etc.

what is pokemon?

by Justin Zhou



Pokemon is published by a Japanese company called Nintendo, owned by the Pokemon Company, and created by Satoshi Tajiri in 1996. It was originally released as a pair of interlinkable Game Boy role-playing video games developed by Game Freak.

At the beginning, you get to choose your character's information. You can choose between two genders, one being a girl, and the other being a boy. After you decide on your character's gender, you now move on to the next step where you choose your character's name, which can be anything as long as it meets the requirements (e.g. 12 letters max.). Now you can start the game, where another choice has to be made in terms of having to choose between three different starter Pokemon, who will be your companions throughout the early stages of the game.

The most interesting aspect of this game is that there are many different kinds of Pokemon in this game, varying from town to town. The game will focus on the story line of your character and once the campaign has been cleared, you can freely roam and try to find hidden secrets that lie deep within dungeons and other areas/maps.

Most of the time you need to complete the story line so that you can continue playing, sometimes you will have some new things, which are very useful after you complete the mission that the NPC (non-playable character) gave you.

However, the most interesting thing is, you can play with other people (multiplayer). Although this may not be surprising anymore as there are plenty of games that offer online gameplay such as (Diablo 3, League of Legends, World of Warcraft, etc.), but if you think in terms of multiplayer on the 'Game-Boy' platform, it is a completely different story. In its day, the 'Game-Boy' was possibly the first hand-held console released, and the fact that multiplayer was possible with just a single connecting wire was absolutely amazing. As the 'Game-Boy' platform died out later on due to the release of the NDS, the multiplayer function could be carried much more conveniently (without the use of wires).

photography on your phone

by Caleb Habos

It's easy to be intimidated by the technicality involved in traditional photography. Aperture, ISO, Noise, SLR; these are just a few among the large range of terms you might come across if you're trying to get into taking good photographs. It can also be quite expensive to get the camera that best fits you and your skill level - even entry level cameras can easily cost you a few hundred bucks.

Thankfully, there are more accessible cameras available to you right now that are very capable, if you know how to use it. In fact, it might already be sitting in your pocket as you read this right now. That's right, it's your phone. For the past three years, I've been using my iPhone as my primary camera, as well as my primary photo editor, which goes to show how far technology has come. In this article, I'll show you how you too can unlock your phone's hidden potential.

Built-in camera app

Every phone has some sort of built-in camera app, which I'm sure you already know about and use from time to time (hopefully not just for selfies). That's what I use to take my photos, because when you're taking photos, it's not really about the app that you use - it's your eye and your hand. When taking photos, composition is crucial. This is how the variables in your image are laid out, the main one being your subject. In the example on the right, the variables involved include the guy in the background, the watch, and the bottle - the bottle is my subject. They have to be composed within the image in a way that feels just right. Also, make sure that you're still and stable as possible so that you don't produce a shaky image (unless that's your intention, of course).




Sometimes the functionality of your built-in camera app can prove to be useful. Two of the main things you can probably find in any built-in camera app include HDR and a grid. HDR stands for "High Dynamic Range". It basically helps when the variables

in your photo have different levels of light exposure. So instead of taking a photo with really bright variables and really dark variables, the colours in a photo taken with HDR will look more even. I try to use it sparingly, because it can make the image look artificial or photoshopped.

There's also the grid, which you can refer to when trying to make your photo straight. Usually what you do is find horizontal or vertical lines somewhere along the middle part of your photo, and then use the lines of the grid as a reference point to straighten the photo. If it's not perfectly straight, you can always edit it afterwards, but it would be easier to do so if your initial photo is aligned fairly well to begin with.

Photo editing apps



Now you want to edit your photo. There are plenty of photo apps there, but what you want is a dedicated app for actual editing, NOT the novelty apps that let you create collages or add typography. The three main ones that I recommend are called VSCOcam, Afterlight, and Litley. I personally prefer VSCOcam because it's free and has the best tools available out of any other free editing app.

The photo editing process

The process begins with uploading the photo from your phone's photo library to the app, which should take just a few seconds. Then you can begin editing. I'll briefly take you through the main tools I use that should be available in most editing apps.

exposure | This lets you darken or brighten the photo.

contrast | This lets you increase or decrease the contrast between colours in the photo.

temperature | This sort of acts like a filter: increasing temperature makes the colours warmer, while decreasing temperature makes the colours cooler.

fade | This lets you fade the colours of your photo; personally, this is my favourite tool to use.

saturation | This lets you increase or decrease the intensity of the colours in the photo.

You can also add a filter to your photo. One of the reasons I love VSCOcam is that I can adjust the intensity of the filters, so they don't take too much away from the neutral colours of my original photo. I usually add a filter first and then adjust it using the other tools in the app.

It can be overwhelming at first, but I suggest that you simply explore the tools in your preferred photo editing app. It's

probably more helpful than me describing what they do. This will help you familiarise yourself with them in no time.

Photo sharing apps

Let's be honest, there's only one real photo sharing app. Yep, Instagram, and you probably already know how to use it. What you want to do is send your photo to Instagram by 1) transferring the edited photo from the editing app to your photo library, then 2) transferring the edited photo from your photo library to Instagram. You can simplify the process if your app can directly upload to Instagram, which an app like VSCOcam on my iPhone can do.



You can also add a few hashtags. I'm no expert with choosing the right hashtags, but I do know that the more you use, the more likely your photo will get discovered. Just don't go overboard by adding too many. That's just annoying.

If you don't like constraining your edited photo into Instagram's square frame, you can probably find an app that allows you to add white bars to the sides of your photos rather than the black ones that come with Instagram. For that, I use an easy-to-use app called Whitagram. You can transfer your photo there and then transfer it to Instagram. It can be a somewhat tedious process, but I find it very much worth it once I've uploaded it onto Instagram.



Is smartphone photography for you?

One of the reasons I love smartphone photography is that it's quick and easy to do compared to traditional photography. The camera is with you wherever you go, the editing apps are cheap and easy to use and access, and you can share your work with the world with just a few taps - probably the best thing about it is that it can be done all on one device that you probably already have with you, which is unprecedented before the arrival of this kind of technology.

My intuition says that because it's such an accessible hobby, it's easy to develop yourself into a pro with practice. Maybe it can even get you into professional photography!

the various forms of procrastination

by Hasib Reza

Procrastination is an art that can take many forms. We all do it - so using this handy guide you can identify which type of procrastinator you are! Perhaps you are talented and take many forms.



The Snacker

History essay due tomorrow? Well, you know what would really boost your motivation level? A snack. An hour-long trip to the fridge follows, and you have never before been so picky about what you eat. When any work needs to be done, foods takes on an importance as never before - and the perfect snack must be accompanied with the perfect drink! Well - that means a 30-minute trip to the nearby store doesn't it? Oh, the things you do for your history essay.

Normally, your room is a mess and you proudly roll around in your own filth. However, that project due tomorrow suddenly gives you the epiphany that with a clear room, you can have a clear mind. That makes sense - and you quickly get to work clearing out your room. But darn it - these clothes are so uncomfortable - upon looking for a change of clothes, you see for the first time how unorganised your wardrobe is. You know what they say about a clear wardrobe - and surely enough after 17 years you realise that your wardrobe needs to be cleaned and this sudden urge pushes you to do so. Now you finally have room to work - you deserve a nap, and you readily reward yourself with one.



The Cleaner




The Napper


Sunday 6 PM - After an entire day of bad decisions and watching cat videos, you're mind feels groggy and slow - hardly the perfect condition to start your homework. You could drink coffee - but you read online on that dodgy website that coffee's bad for your heart, or something. You're wise enough to trust everything you read on the internet regardless of source. Perhaps a nice nap would clear your mind and get you ready to work! A planned power nap of 20 minutes stretches to 6 hours and you awake with a start at midnight. Your family's all asleep, your cat's sleeping on your lap. Moving could mean waking your cat up -

and you're not a mean person. You go back to sleep.

You finally force yourself to start some research for that history project. World War 2 - The Brave Allied forces pushed northeast into the trenches of Germany - and ohh, a cat eating a potato! This is definitely a crucial part of your research - I mean, well ... Allied soldiers ate potatoes too right? And they definitely kept cats around too - see, perfectly related. You reward yourself for this flawless thinking with a couple more cat videos. If only the teachers knew how good a researcher you were. You would definitely get Secondary Student of the Year for this work. You continue your 'research' diligently.



The Internet Researcher



by Daibert ma

“Of all creatures that breathe and move upon the earth, nothing is bred that is weaker than man.” – Homer (Odyssey, not Simpson)

Since the dawn of man, humans have always maintained the sole goal in their journey through life – to survive. As Darwin’s theory points out shrewdly, nature has its own way of eliminating the weak, giving way for the strong to stride along, as the world, as modern as it maybe be in its current state, is still stuck in the everlasting cycle within the war for “survival of the fittest”.

On the surface, while the students and teachers of BSG may appear to be docile and sedentary, working with each other to strive towards the five core values of education, little do outsiders know of the war that rages on within, the battle for masculinity between student and teacher as each stride towards the path of self-perfection in the name of iron and steel.

But nevertheless, each individual has their own idea of what they are seeking to achieve through this war of attrition, as with the instance of working out, everybody has their own methods and strategies. Speaking with A Level physical education student Ryan Davies, currently the top of his class, we have been provided with deeper insight towards the purpose of working out.

“The more you work out, the more your body gets used to the physical demands of that exercise or sport, therefore you’re more likely to become the elite of the field. More people in

us with deeper insight regarding why they work out and what they hope to achieve through the end result.

“It’s all about the Swimming Gala, bro... All about the Swimming Gala”, Tae Lee, the junior editor of BSG Backstage comments as he finishes his third pull up with ease in the newly-built BSG gym.

Speaking with gym rat Hasib Reza, he provides us with some excessively graphic imagery regarding his basis for working out. “When I pump steel, the rush of adrenaline that rushes through my veins grants me an aura of dominance” whispers Hasib Reza, in his tight “muscle shirt”, exuding testosterone and virility as his words beg to squeeze through the slits between his massive pectorals.



But it’s not just men who tend to dominate the fitness world, as a casual conversation with BSG backstage editor Anjelica Polychronopoulos points otherwise.

“Not only is getting fit about lifting weights, but its also about nutrition. It’s as that Fort Minor song says, it’s 10 percent luck, 20 percent skill, 15 percent concentrated nutritious meal. 5 percent pleasure, 50 percent pain, and 100 percent reason to get six packs in vain. I believe that people tend to think more about the exercise component rather than what they are actually eating. If you are able to sustain a balanced diet, whilst exercising, you are certainly on the right track to achieving your fitness goal.”

—

Special thanks to Saeyun Kim and Ryan Davies on being models for this article!

commentary on FIBA 2014 in spain

by TaeKyu Lee

Spain 2014, the home of the FIBA Basketball World cup. Between the 30th of August and the 14th of September saw a huge event where basketball is played with teams from all over the world. As a basketball lover myself, it was unbearable to not watch the FIBA basketball World Cup as my anxiety levels quickly sawed through the roof every time there were five seconds left on the clock and 3 points the difference.

Throughout the entire event, starting from the group stages up to the semi – finals, teams from different countries displayed tight and intense games, showing their desire to win and rise above. Many games consisted of turnovers and buzzer beaters, adding to the excitement for the spectators and fans of their own.



The Semi-finals 1 (Serbia against France)

An example of why the FIBA basketball World Cup is just unbelievably good, is this game right here, which truly depicts what basketball is all about: winning with pride! Just by glimpsing at the score you can tell that the game (85 – 90) would've been one of the many games to watch. Both teams fought it out right to the end with extreme circumstances for both teams battling it out to enter the Grand Final.

They say the real final is the semi-final as you see how much the game and efforts from the players depict how much they really want to win. The most obvious player, Batum from France excelled within his team, coming out with a fantastic figure of 35 points on his own scoreboard! But that wasn't enough to take down Serbia as they quickly bounced back and ended up on top with each player on an equal average score rate. Diot, however, from France, showed a poor performance during this match, scoring 1 out of 3 '2 pointers', followed along by 0 out of 2 '3 pointer attempts'. However, he can't be blamed for the defeat of France, as at the end of the day Serbia was the better team.



The Semi-finals 2 (Lithuania against USA)

Not every game can be seen as competitive. The other match and the winning team being granted a spot in the grand final was between Lithuania and USA. Yes, if it wasn't evident beforehand, USA completely stomped on Lithuania, knocking them out with a 28pt difference (96 to 68). The key player of the USA in this game was Kyrie Irving (18pts), James Harden (16pts) and Thompson (16pts).

Although these three players had contributed to the team's victory the most, it is still quite surprising that 8 out of 15 players in the USA team came out with shooting percentages of 50% and above, just proving how strong they are as a team, as well as each of their individual skills, excelling in comparison to other country's teams. USA crushed Lithuania with the absence of their best players (if you haven't already noticed), LeBron James, Chris Paul, Russell Westbrook and the list goes on and on. This game just showed how much of a beast the USA team currently are and have been ever since 1950.



The Finals (USA against Serbia)

Now this game was the one you all should have watched. USA were on top with a remarkable score of 129 points, a truly unbelievable performance from the USA. Every player in the team had performed fantastically; in particular, Kyrie Irving showed incredible control of the ball and shot all of his downtown balls right in the hoop (100% accuracy).

100% shooting percentage of 3 pointers? Come on, you have to be kidding me. 6/6 shots from downtown, along with 4 out of 7 shots inside the D. This is crazy. Serbia came out with a total of 92 points, and this is still a pretty high figure to put on a scoreboard, yet the USA responded with a complete shut up! Sending them home with silver medals and crushing them with a 129 total score figure, 37 point difference, there is literally nothing that can be said by Serbia... USA has once again showed the world what they're capable of doing and that they won't be giving up gold anytime soon.

SPAIN 2014™
FIBA BASKETBALL WORLD CUP

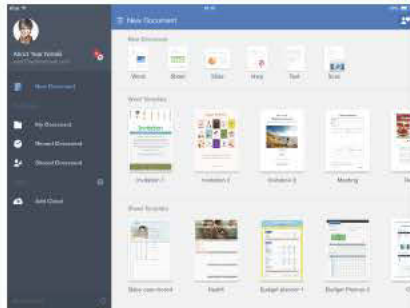
30 AUGUST - 14 SEPTEMBER

#SPAIN2014

applications for iphone and ipad

by Atirut Rueang

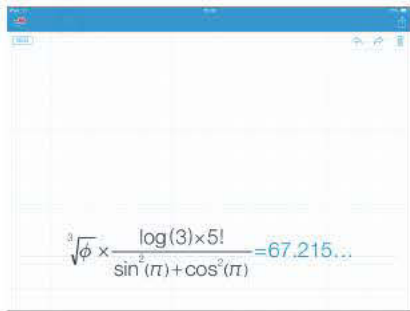
If you are finding applications for work, presentations, drawing, or simply anything at all, here is a list of applications that can help you! What's even better is all the applications listed are free to download.



Polaris Office - For Microsoft Office Word, PowerPoint, Excel

Made by Infracore Co.Ltd

Microsoft Office Word Optimised for iPhone and iPad allows you to read and edit any word document as well as pdf files. Documents will open in Polaris Office automatically and save in your device whilst still being allowed to access them and read or edit in 'Offline mode'. Free for registration, documents can be shared and attached to emails as well as having the ability to download documents from online websites.



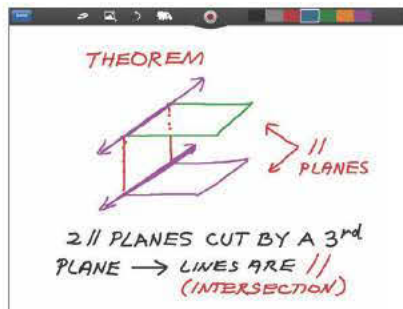
My Script Calculator - Handwriting calculator

Made by MyScript

Easy, simple and intuitive, just write the mathematical equation on your screen without the keyboard. MyScript technology converts symbols and numbers to digital text and delivers the result in an instant. As you write your mathematical equation there is an option

for redo and undo if at any time you make a mistake.

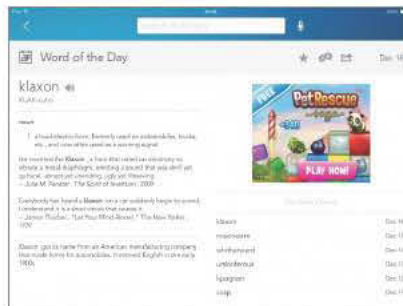
Important: If you wish to report a problem encountered with MyScript Calculator simply ask a question to MyScript, don't use the application feedback space as it impossible for a reply to be made.



ShowMe Interactive Whiteboard

Made by Learnbat, Inc.

This application is compatible with iPad and is and can be used by all ages. This app enables you to draw any science, mathematical equations or even fun illustrations. It's easily used as well as being easy enough to explain the process to other people. Another great feature about this application is that it can also record voices and from that make your own tutorials, which you then could share online.



Dictionary.com - Dictionary & Thesaurus

Made by Dictionary.com, LLC

Compatible with iPads when on an offline mode or not in a wifi zone you are still able to search any words of your choice, provided that it is in the dictionary. For an IOS device this application has over 2,000,000 definitions, synonyms & antonyms and word origin & history, providing speedy access to over two million words and definitions by typing or recording.



Wikipañion for iPad

Made by Robert Chin

This application works fine in safari, but an app like this helps to make navigation even simpler and twice as fast. This is an excellent free app. As you know Wikipedia can be classified as a good website for learning and at some times finding viable information, this app contributes to anything and everything you search, with an automatic save to your history and book mark pages. It's a beautiful styled design and helps you to remember by saving in your history or bookmarks.

how reliable is eyewitness testimony?

By Kwezi Rutega and Ben Thomason

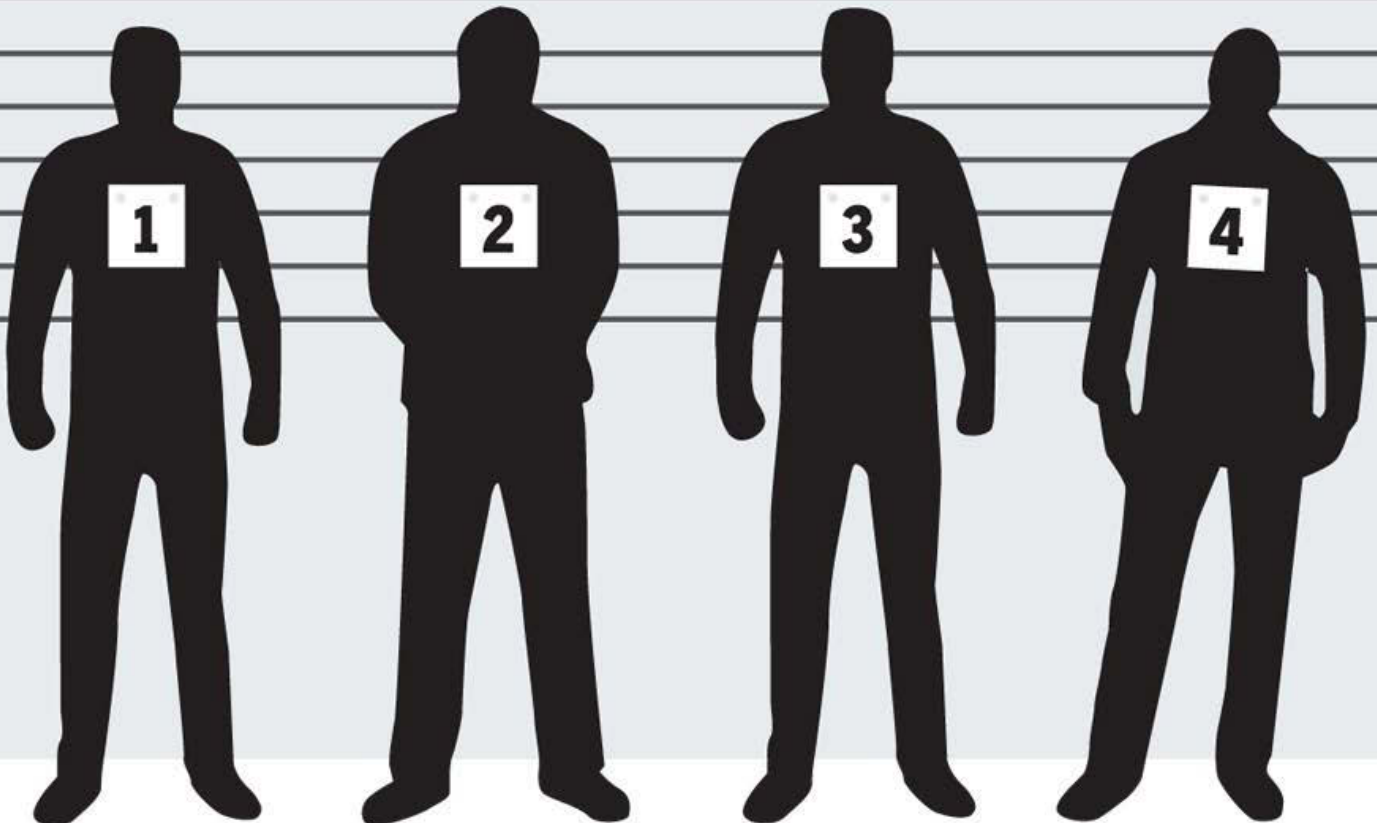
It is a fact that witnessing a crime will be emotional. If you saw a shooting would you think about the minor details or would you be praying for dear life? An eyewitness testimony will not be exact like a video recording; for there are many psychological factors such as, anxiety, weapon focus and reconstructive memory (e.g. schemas – a certain perception of the world) that affect ones memory. So... how reliable is it?

Loftus and Ketcham (1991) found that innocent individuals were wrongly convicted 45% of the time by eyewitness testimonies from the police cases they studied – almost half of the people were wrongly convicted! We should be concerned about this issue, for wrong accounts

made from eyewitnesses testimonies will result in injustice – ruining the lives of innocent people.

Jean Charles de Menezes death is an appropriate example of just how unreliable eyewitness testimony is! Jean Charles de Menezes was a Brazilian man shot dead by the London Metropolitan police at Stockwell tube station on the London Underground after he was misidentified as one of the fugitives involved in the previous day's failed bombing attempts. These events took place two weeks after the London bombings of 7 July 2005, in which 52 people were killed – the whole of London was on edge.

There were many witnesses –that gave very different accounts for what happened that day. According to the *Guardian* (23 July 2005, p.3), one eyewitness reported that there were ten policeman armed with machine guns that fired six to eight shots. A second eyewitness reported shots from a 'silencer gun'. Another reported that there were twenty cops carrying big black guns... and, the most improbable report was that Jean Charles de Menezes had a bomb belt with wires and that there were two shots. All these different versions of Jean Charles de Menezes death prove that eyewitness testimonies are very unreliable. He was innocent and uncovering the truth about what happened was a long and tedious process.



restaurant review - café laguna

by Kotaro Hayashi

“Just as food eaten without appetite is a tedious nourishment, so does study without zeal damage the memory by not assimilating what it absorbs” - Leonardo da Vinci

Every time I'm hungry, I always seem to be in a state of unconsciousness. This quote above said by an Italian genius gently floats into my mind. If you don't understand what you'll be digesting, you'll be gaining nothing. Striking, isn't it?

It is very important yet difficult to find something that not only stimulates your appetite, but satisfies your five senses with blissfulness. However, some rumours that I have heard have said that there is a hidden oasis of food somewhere in Golden Lake Garden. As a professional epicure, I couldn't miss this opportunity

When I arrived at Golden Lake, Kwezi Rutega, Advaita Byereddy and Ernesto Means warmly welcomed me with marvellous smiles. After we had a quick chat about what we had been up to over the weekend, I immediately jumped to the main purpose of this visit.

“Oh, it must be that Café Laguna!”

They all shouted out the same name with one voice. Café Laguna... What a bewitching name. I could hear my belly growling just as a wild beast in front of a chubby cow ready to attack. As I was guided towards the café, as ever I couldn't begin to control my excitement.

A fine serene melody of a nostalgic and mysterious piano quickly created a pleasant atmosphere within the café. An elegantly dressed waiter quickly recognised me and invited me to the seat near the window positioned to see the splendid view of the lake that stretched beyond the horizon. After I ordered, all that I needed to do now was wait.

While I was fascinated by everything surrounding me, the nifty waiter kindly brought me the first dish; a light brown, crunchy, and finely toasted garlic bread. I cannot stress how much I was fascinated by the fusion of organic garlic on yeasted bread. It clearly was a masterpiece ironically though, due to it being only just a tiny dish.



The second dish was a Margarita Pizza. The history of this pizza flies back to the 8th century BC, in Ancient Greece. As I was sitting in front of the pizza fully prepared to disclose its mysterious history I took my first bite: the sophisticated aroma of basil and olives ran through my nose, the enchanting taste of margarita filled my palate with delightfulness. Thin dough and crunchy crust, just the way I like it! Surely a dish that I will order again.

After probably one of the best meals of my life, I ordered a lime sherbet to top it all off. I personally would not choose to eat lime sherbets, however, tonight's lime sherbet was a taste of fabulousness.

After spending some wonderful moments in the Café, I grabbed an opportunity to play pool games with Mr. Ryan Davies from our school. Ryan expressed his love for Café Laguna...

“They always have a takeout service for any dishes”, said Davies. “That's why I hang out with my friends here and order as many dishes as we want. It doesn't matter how much we eat because I know I can always have it for the next day.”

DIY – making a metal washer & ribbon necklace

by Hui Ying Chan

Have you ever thought of making your own accessories? Well, attention ladies and lads, if you want to be creative for that special girl, here is an exclusive insight into how to make a Ribbon Necklace and what techniques I find work best for me!

Ok, to make this necklace, you will need:

- **20 - 30 1" of metal washers**
- (Please note: 1) You are able to use as many metal washers as you please. You don't have to use metal washers; you can use other jewellery, stones, or decorative objects for this.
- **A length of about 1 metre ribbon, or more depending on the wearer's desire length of necklace.**


Next up, the procedure:

1. Thread your chosen ribbon **up** through the first washer / component. Remember to leave enough ribbon space on the end of the ribbon to tie the necklace together when it's done.
2. Thread the ribbon **down** through the top of the second washer / decorative object.
3. Then, thread the ribbon **back down** through the first washer / decorative object.
4. When the ribbon is threaded, pull it tight so that the second washer / decorative object is laid flat on top of the first washer / decorative object.
5. Thread the ribbon **back up** to the second washer / decorative object.
6. Then, keep repeating the steps from 2 through 5 for each washer / decorative object.
7. Once all of the decorative objects are threaded onto the ribbon, tie both ends of the ribbon together with a knot and cut off the additional, excess ribbon left.

I hope you enjoy this tutorial and are able to make your own special necklace. 😊

For more information, go to:

<http://nestledblog.blogspot.com/2012/02/diy-washer-ribbon-necklace.html>





2 On
988
Café 咖啡吧

December 24
Christmas Eve Dinner Buffet
RMB688+ 15% / adult
RMB348+ 15% / 6-12 years old

December 25
Christmas Day Dinner Buffet
RMB488+ 15% / adult
RMB248+ 15% / 6-12 years old

SOFITEL GUANGZHOU SUNRICH
988 GUANGZHOU DA DAO ZHONG, GUANGZHOU
86 20 3883 8888 - 3305



Le Grill
嘉樂燒臘

December 24
Your Christmas Experience
RMB488 + 15%
RMB688 + 15% (free flow of Sommelier selected wine, Cloudy Bay Petrus Sparkling, beer & soft drinks)
Tailor made family menus to be confirmed by the 18th of December

SOFITEL GUANGZHOU SUNRICH
988 GUANGZHOU DA DAO ZHONG, GUANGZHOU
86 20 3883 8888 - 3344



MAR·TEA·NI
LOUNGE
M | T | E | E

December 25
Christmas Voyage Afternoon Tea Buffet
RMB198 + 15% / adult
RMB98 + 15% / 6-12 years old
2pm - 5:30pm

SOFITEL GUANGZHOU SUNRICH
988 GUANGZHOU DA DAO ZHONG, GUANGZHOU
86 20 3883 8888 - 3305



So | SPA
SOFITEL
WITH FUNCTIONAL

So Exhilarating Package
RMB998 NET
including Relaxing Aromachologie Massage
So FIT day passes & So Fit Class

So | FIT
SOFITEL

So Rejuvenating Package
RMB1388 NET
including French Vitaminic Seaweed Facial + Youthful Eyes
So FIT day passes & So Fit Class

SOFITEL GUANGZHOU SUNRICH
988 GUANGZHOU DA DAO ZHONG, GUANGZHOU
86 20 3883 8888 - 2203

Life is Magnifique in Guangzhou!

WWW.SOFITEL.COM

