

In 2014, one in three students went to the world's top 100 universities

UNIVERSITY DESTINATIONS - TOP 100

● Ranking (QS World)

UNITED STATES

- 78 Boston University
- 25 Cornell University
- 25 Duke University
- 4 Harvard University
- 41 New York University
- 34 Northwestern University
- 95 University of California, Davis
- 37 University of California, Los Angeles
- 59 University of California, San Diego
- 63 University of Illinois Urbana Champaign
- 23 University of Michigan
- 65 University of Washington
- 41 University of Wisconsin-Madison

CANADA

- 23 McGill University
- 65 University of British Columbia
- 41 University of Toronto

UNITED KINGDOM

- 92 Durham University
- 17 Edinburgh University
- 2 Imperial College
- 16 King's College London
- 71 London School of Economics
- 77 Nottingham University
- 5 Oxford University
- 98 Queen Mary University
- 5 University College London
- 64 University of Birmingham
- 29 University of Bristol
- 2 University of Cambridge
- 55 University of Glasgow
- 97 University of Leeds
- 30 University of Manchester
- 94 University of Southampton
- 69 University of Sheffield
- 88 University of St Andrews
- 61 University of Warwick

ASIA

- 40 Hong Kong University of Science & Technology
- 51 Korea Advanced Institute of Science and Technology
- 57 Peking university
- 31 Seoul National University
- 28 University of Hong Kong

EUROPE

- 90 Erasmus University, Rotterdam
- 17 Ecole Polytechnic Federale de Lausanne
- 85 Geneva University
- 75 Leiden University
- 54 Technische Universität München
- 50 University of Amsterdam
- 80 University College Utrecht
- 90 University of Groningen

AUSTRALIA

- 33 University of Melbourne
- 37 University of Sydney
- 43 University of Queensland



enquiries@nordanglia.com
www.nordangliaeducation.com



We believe that there is no limit to what our students can achieve. Our bespoke learning philosophy, Global Classroom and passionate teachers foster high aspirations and help students develop the knowledge, skills and behaviours to succeed in any endeavour. As a result, our students are confident learners who achieve outstanding levels of academic, social and personal success.

Our academic results are testament to this approach. Year on year, our students' standardised examination results significantly exceed global and UK averages, at every stage of the curriculum.

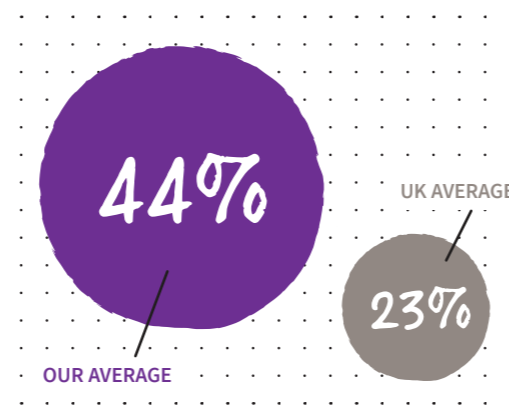
We monitor, analyse and report on our students' academic achievements through our School's Academic Performance Board. This, together with our robust quality assurance framework, ensures that our schools are constantly enhancing teaching and learning in to ensure that we are offering our students the highest quality education.



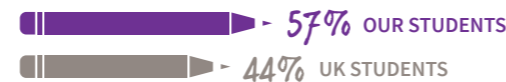
3-14 years old

Our younger students continue to outperform expectations for their age groups across English, Maths and Science

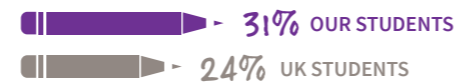
% of students at Key Stage 3
– achieving Level 7+, across English, Maths and Science



% of students at Key Stage 2
– achieving Level 5+ in Maths



% of students at Key Stage 1
– achieving Level 3+ in Maths



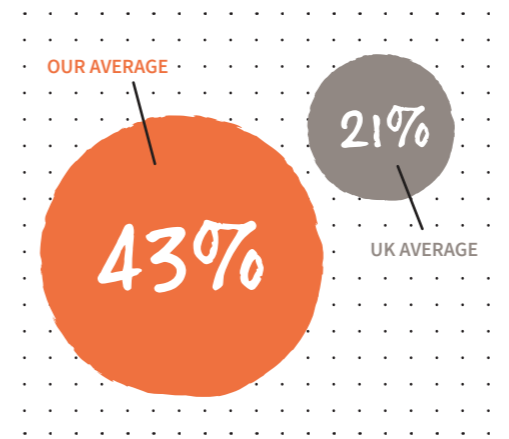
% of students in EYFS exceeding expectations
– across all subjects for their age group



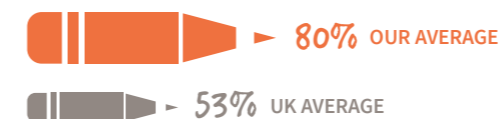
14-16 years old

Students are twice as likely to achieve an A or A* IGCSE grade at one of our schools compared to the UK average. Our attainment levels continue to increase year on year

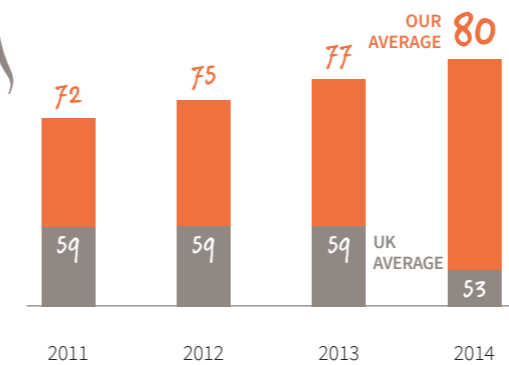
IGCSE grades at the highest levels of A* or A



% of students achieving 5A*-C at IGCSE
– including English and Maths




Year on Year comparison, International GCSE
– 5A* - C inc English and Maths



16-18 years old

Our average IB scores are significantly higher than the global average. Our students are more than twice as likely to achieve the grades to enter elite universities (40 points) compared to the IB global average

IB Diploma average score (full marks – 45 points)
– equivalent to 4As at A-Level in the UK



Students achieving 40 points or more
level required to gain admission to world's elite universities



Achieved full marks (45 points)

5 of our students received FULL MARKS in their IB Diploma

Our students are 7 times more likely to achieve full marks in their IB Diploma than a student at another school

Year on Year comparison, International Baccalaureate
– average score

