





# Year 4 Home Learning Menu



## Starters: IPC

-  Make a list of your favourite video games and the person who created them.
-  Using the list you made, research the type of program that was used to create the game (i.e. Scratch).
-  Design a character for a new game. Draw a picture and write a description of what they are like, their strengths and weaknesses within the game as well as any powers they have.
-  Create a 3D model of a setting for a new game you have designed.

## Main Course – you **MUST** do these every week:

- Read for 15 minutes - 5 times per week
  - Learning weekly spellings
  - Times table practise
  - 15 minutes on Mathematics/Reading Eggs – 3 times per week
  - Numeracy – Worksheet
  - 1 x Literacy Activity Sheet
- 
- Everyone **must** finish the main course every week. Work must be completed in your Home Learning books and returned to school on Wednesday of each week.
  - Everyone **must** attempt one, or both, of the project deserts. You will be asked to present your work to your teachers and peers.
  - If you are feeling *extra* hungry, you can order from the starters. These will focus on a different subject each week. Each dish has a difficulty rating. The more chillies, the more *challenging* the task!
  - Why not spend some time tackling some of the family side dishes. Time spent as a family is important and you can learn together whilst having fun.

## Dessert: Project to be completed by 6 December!

- Research how a restaurant is run and create a presentation for your own restaurant, listing the types of cuisine you would use, where the food would come from, how you would need to order it, the staff you would hire.
- Pick a country and create a poster focusing on how 'The Right to Education' is being violated in that country and what can be done to stop the violation.

## Sides: Family Fun

- Get a plant from the mall and plant it in your garden (or in a larger pot to help it grow).
- Find a fun video game online, to play with your family.