





# Year 3 Home Learning Menu



## Starters:

### Book week

-  Share a book with your child every day.
-  Read a book to your pet.
-  Read in an unusual place and ask your parents to take a picture of you. Print off the picture and bring it into school.
-  Draw and write about your favourite character from your favourite book.

**Main Course** – you **MUST** do these every week:

- Read for 15 minutes - 5 times per week
- Check your spelling book (small orange book)
- Check your times table books (small yellow book)
- 15 mins on Mathematics/Reading Eggs – 3 times
- Numeracy – Abacus activity

- Everyone **must** finish the main course every week. Work must be completed in your Home Learning books and returned to school by Tuesday.
- Everyone **must** attempt one, or both, of the dessert projects. You will be asked to present your work to your teachers and peers.
- If you are feeling *extra* hungry, you can order from the starters. These will focus on a different subject each week. Each dish has a difficulty rating. The more chilies, the more *challenging* the task!
- Why not spend some time tackling some of the family side dishes? Time spent as a family is important and you can learn together whilst having fun.

**Dessert:** Projects are due on **Wednesday 28 March.**

- Research about a famous inventor then create a PowerPoint.
- Plan and carry out a fair test to find out the slowest way to melt an ice cube. Take photograph and write up your investigation.

## Sides: Family Fun

- Create a poster showing as many different materials as you can. Then list what each materials can be used for.
- Use photos or actual materials to make your poster more interesting.