



Welcome  
to  
EAL



THE BRITISH SCHOOL  
OF GUANGZHOU  
A NORD ANGLIA EDUCATION SCHOOL

[www.bsg.org.cn](http://www.bsg.org.cn)



*Dear Students and Parents,*

We are very excited to welcome you to EAL at BSG, and look forward to working with you to see your English improve in leaps and bounds.

We have assembled a small welcome pack to help you learn at home. This pack contains useful words and sentences to help you adapt to your new classroom faster and be more confident in using English.

Please use this pack as often as possible at home, as well as the website, Brain POP ESL, which we have signed your child up to, and you will find the details at the bottom of the page.

We are always happy to help, and love talking to parents to help our students learn at home and at school, so if you need to see any of us from the EAL Department, please make an appointment and we will be happy to see you. Appointments can be made through reception, or your class teacher.

Happy Learning and have a wonderful year!

The EAL Department  
The British School of Guangzhou

Student Username: \_\_\_\_\_

Password: \_\_\_\_\_


**<https://esl.brainpop.com/>**



## Early Years

Young children are able to learn new knowledge and skills at an amazing rate. All students in Nursery and Reception are in the process of learning how to communicate, whether this be in English, or another native language. The role of the EAL programme in EYFS is to complement this learning in English. Dedicated Early Years EAL teachers take small groups of children out of the mainstream classroom (EAL extraction) and, using an exciting curriculum involving games, songs, and other age-appropriate techniques, they lead the children in developing their speaking, listening, vocabulary, and phonics (letters & sounds) abilities.

The EAL department also works extremely closely with mainstream teachers, helping to plan and deliver appropriate English instruction within the mainstream classroom (EAL in-class support). The students, armed with their new English skills, are rapidly able to participate alongside their classmates, in the broader study of communication skills, reading, writing, and learning in English that are developing in all children at this age. It is an absolute delight to observe many young children who enter the EAL programme with no English ability playing with their friends and actively participating in school in English after just a few months. Children who graduate the EYFS EAL programme have the opportunity to develop their English skills in school in exactly the same way as native-speaking children, as their education progresses.



## Useful Language for Starting Out

Please practice these phrases at home, and translate them if needed. Keep practicing them together and make a dialogue, so that your child is able to use comfortably faster.

“Hello, my name is...”

“I am ... years old.”

“I come from ...”

“I am in the ... class.”

“May I go to the toilet please?”

“I am thirsty.”

“I am hungry.”

“I hurt myself.”

“I feel sick.”

“I don't understand this.”

“Please help me.”

“Can I play?”

“Can I play with you?”

“Can we be friends?”

“May I have ...?”

“I like...”

“I don't like.”

“I'm lost.”

“Tidy up.”

“I have finished.”

“Can I have some more?”



# My School



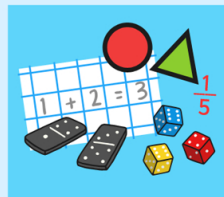
classroom  
teacher  
children  
friends  
learn



## Lessons



English



Maths



Science



PE



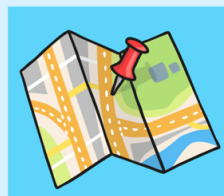
Computing



Languages



Topic Work



Geography



History



RE




Art



Design and  
Technology

morning  
afternoon  
break  
lunch time  
assembly



# Classroom Objects Word Mat



door



chair



table



cloakroom




window



bin



interactive whiteboard



paper



computer



chalkboard



book



exercise books



scissors



pens




pencils



book shelf



paints



paintbrushes



rubber



drawers

# My Feelings Word Mat



astonished



happy



poorly



nervous



hot



worried



cross



sleepy



confused



cold



excited



surprised



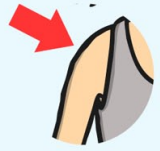
embarrassed



sad



# My Body



shoulder



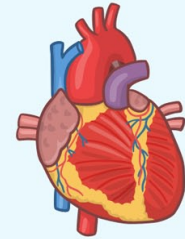
ear



lips



skin



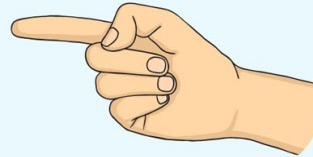
heart



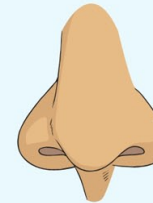
freckles



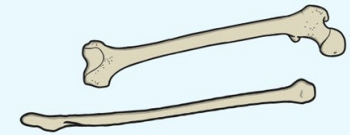
hand



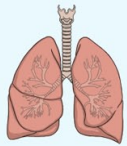
finger



nose



bones



lungs



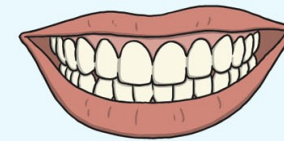
hips



eyes



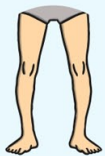
toes



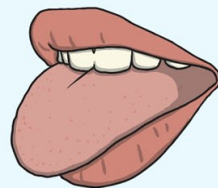
mouth



face




legs



tongue



hair



foot



back



arm


# My Family



mother



father



baby



parents



daughter



son



stepmother



family



stepfather



aunt



uncle



grandmother



sister



brother



niece



nephew



grandfather

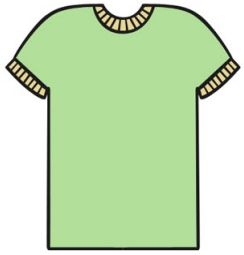


grandchildren




cousin


# Clothes



t-shirt



jeans



dress



hoodie

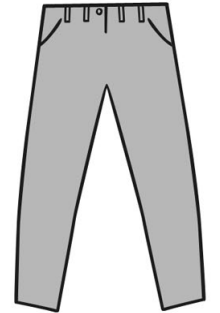
jacket



duffel coat



cardigan



trousers



vest



skirt



shorts



football shirt

clothes

wear



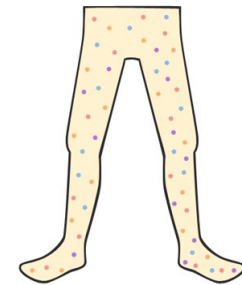
swimming costume

gloves



knickers

underwear



tights



jumper



raincoat



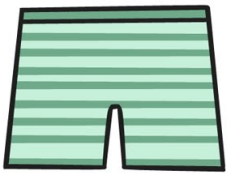
scarf



mittens



hat



boxers



pants




socks

shirt



cap



swimming trunks


# Food




sandwiches



soup




pizza




sausages



spaghetti



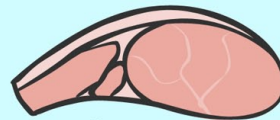
fried eggs




toast



fish fingers



bacon



beans




fruit



ice cream



chocolate




cherry pie



cereal



steak pie




pasta



vegetables




lasagne




bangers and mash



Chinese food



toastie




fish and chips



Sunday roast

# Zoo Word Mat




lion




zebra




panda




tropical  
fish




gorilla



elephant



rhino



chimpanzee




giraffe



penguin



tree frog



leopard



ostrich



tiger

# Bedroom




bedroom



chest of drawers



cot




curtains




bedside table



duvet



cushions



pillows



lamp



wardrobe



rug



mobile



toys



bed




doll



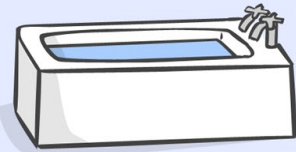
teddy



# Bathroom



bathroom



bath



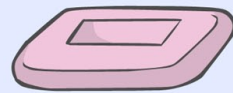
mat



hand towel



shower



soap




mirror




mouth wash



toothpaste



toilet



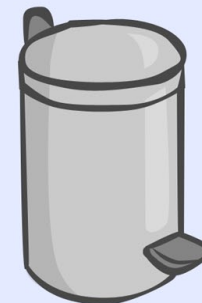
toilet roll



sink



tap



bin

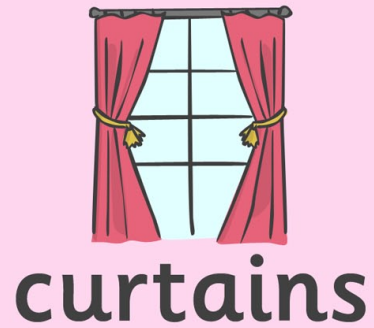


toothbrush

# Lounge



lounge



curtains



television



hi-fi system



rug



radio



lamp




dvd player



cushion



coffee table



armchair



sofa



games console



# Kitchen



kitchen



crockery



cutlery




fridge



hob



iron



ironing board




kettle



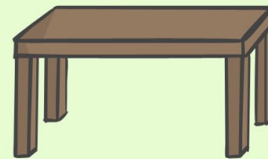
radio



microwave




oven




table



chair



washing up  
gloves



toaster




sink




cupboard



washing  
machine



tumble dryer




sponge

# Dining Room




dining room




table



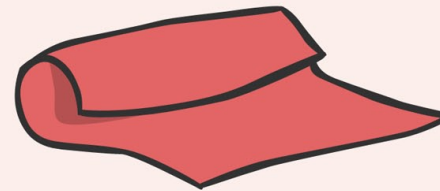
chair



cutlery



placemat



napkin



candle



rug

# Garden



garden



pond

flowers



grass



flower bed



greenhouse



potted plant



patio



tree




bush



shed



path



vegetable patch



swimming pool



## Useful Websites for Parents

Please look through these websites for fun games and interactive activities to get more out of learning English at home. Please remember that the children who develop fastest are the ones practicing at home, and help from parents is extremely valuable.



<http://learnenglishkids.britishcouncil.org/en> (English Version)

<http://learnenglishkids.britishcouncil.org/zh-hans> (Chinese Version)

This is a great website for language practice with games, songs, activities and more.



<http://www.mrthorne.com/>

A useful phonics website to help with the correct pronunciation of letter sounds.



[www.phonicsplay.co.uk](http://www.phonicsplay.co.uk)

A useful phonics website to help reinforce the sounds we are learning - (play 'Phoneme Pop' (Letters and Sounds version)). Use the site to play 'Picnic on Pluto', 'Dragon's den' or 'Buried treasure'. These three games will help your child to segment (break up) and blend (put together) words using the sounds we have been learning. These three games are free to use but other games require you join for an annual fee. This does not work on an iPad. You can try the app from Twinkl that has all these games for use on an iPad. This is not a free app- it has annual fee. <http://www.twinkl.co.uk/page/twinkl-apps>



[www.oxfordowl.co.uk](http://www.oxfordowl.co.uk)

Use this website for reading stories together. This website has many of the Oxford Reading Tree books from the UK that your child takes home. Please note this may no longer work in China and a VPN may need to be used to access it.



<http://www.wegivebooks.org/books>

This is an alternative site that is from the United States that had lots of books both fiction and non-fiction that you can read with your child or you can choose for the books to be read to your child. This site is free but you need to sign up to read the books. It currently works in China.



<http://www.letters-and-sounds.com/phase-2-games.html>

This site is to practise the Phase 2 sounds with your child. You can play 'Phoneme Pop', 'Initial sounds', 'Pick a Picture' and 'Interactive Bingo'.



[www.sesamestreet.com](http://www.sesamestreet.com)

Use this site to help your child to practise rhyming sounds and words. Try the games 'It's rhyme time' with Elmo and Owl or 'In the nick of rhyme'.



[www.ictgames.co.uk](http://www.ictgames.co.uk) and [www.topmarks.co.uk](http://www.topmarks.co.uk) have lots of games to play for English and Maths.



<http://www.freegames.ws/games/kidsgames/simon/simon.htm> is a fun memory game



<http://www.bbc.co.uk/cbeebies/>

Lots of fun educational games, stories, songs and videos on this site from the BBC



<http://www.teachyourmonstertoread.com>

Interactive and fun games to practice Phase 2 and Phase 3 sounds and blending and segmenting



**Other useful websites sites (mostly for computers/laptops but not iPads):**

<http://www.bbc.co.uk/skillswise/>

<http://www.coxhoe.durham.sch.uk/Curriculum/Curriculum.htm>

<http://www.woodlands-junior.kent.sch.uk/>

<http://www.ngfl-cymru.org.uk>

<http://www.ixl.com/>

<http://www.crickweb.co.uk>

<http://www.letters-and-sounds.com/phase-2-games.html>

<http://www.doorwayonline.org.uk/firstsounds-fullscreen.html>

[www.busythings.co.uk](http://www.busythings.co.uk)

[Username: home 4052](#)

[Password: cat1700](#)

<http://www.ictgames.com/literacy>

<http://www.starfall.com/n/level-a/learn-to-read/load.htm>

<http://www.iboard.co.uk/activity/Dance-Moves-678>



### Suggested Apps for Literacy:

Alphabet Tracing (Free)

Reading Eggs (Free)

Rocket Speller (Free)

Sight Words (Free)

Sight Cards (Free)

Teach Your Monster To Read (Paid App)

Twinkl App (Paid)



**Contact us**

The British School of Guangzhou  
983-3 Tonghe Road, Baiyun District,  
Guangzhou, 510515

**Email**

[admissions@bsg.org.cn](mailto:admissions@bsg.org.cn)

**School Website**

[www.bsg.org.cn](http://www.bsg.org.cn)

**General Enquiries**

+86 (0)20 8709 4788