



THE BRITISH  
SCHOOL  
OF BEIJING, SANLITUN

1st September 2016

# Welcome to Year 2 2016-2017



# Meet the Year 2 Team

## Monkeys

Mrs Rebecca Kerry – Curriculum Leader, Key Stage 1 Leader

Ms Vivian – Teaching Assistant

Ms Juliann – Learning Support Helper



## Pandas

Mr Michael Aryiku – Maths Leader

Ms Tina - Teaching Assistant

Ms Debbie – Learning Support Helper



## Alligators

Miss Laura Hugo

Ms Snow – Teaching Assistant




## Elephants

Miss Libby Henderson – Be Ambitious Leader, Humanities Leader

Ms Jessie – Teaching Assistant

Ms Erin – Learning Support Helper



## The P.E. Team



Thomas Magson



Yvonne Williams

## The Music Team




Iva Borisavljevic



Henry Charlesworth

Meet the Specialists – PE & Music






Cheryl Xu



Jean Sun



Jenny Shen



Monica Gao



Emily Zhang



Susan Wang

## Meet the Specialists



Victoria Furtado



Letizia Spano



Allan Hubbard



Valeria Song

## Meet the Specialists – EAL & German

# The Year ahead in Year 2

## Maths

- Number and Place value
- Addition and Subtraction
- Multiplication and division
  - Fractions
  - Statistics
- Length, mass and capacity
- Geometry
- Time and money

## English

- Narrative units
- Non-fiction units
- Poetry units
- Regular phonics lessons
- Handwriting
- Reading (1:1, guided group sessions)
- Spelling
- Grammar

Music and Choral

Art and D.T

History

PSHCE

PE

## Topic

- From A to B
- Chocolate
  - Dragons
- We are what we eat

Computing

Science

Geography

# Topic based English

---

**From A – B** – some examples of how we will teach through a topic:

- Learn about sequencing events.
- The children will act out, role play and hot seat the story ‘Meerkat Mail’.
- Learn how to use the conjunctions ‘because’, ‘but’ and ‘so’ to extend sentences.
- The children will design and make their own diorama and write about what was successful and what they would improve next time.
- In Science they will be learning about materials and animals, linked to our class text. They will also learn how to write up an experiment and form conclusions.
- In addition, the children will be identifying the different continents around the world.

# Routines

---





## **What to bring to school -**

- Homework - Wednesday
- Reading books and Reading Record - everyday
- Healthy snack – no nuts
- Water bottles
- Library book
- Chinese folder





Timetable – good to refer to and have visible at home  
- Chinese, Choral (2x 30mins), Music, PE



# Homework

	Think			Do	Be
<b>Year 2:</b> <b>We are what we eat</b> <i>Homework Grid</i>	What do I know and understand?	Can I show what I know by using my knowledge in a different way?	Can I use what I know to make something of my own?	Automaticity Multi-step problem solving Speed and accuracy	Collaborative Independent Open minded Resilient Risk taking
<b>Points</b>	<b>2</b>	<b>4</b>	<b>6</b>	<b>8</b>	<b>10</b>
I enjoy reading, writing and speaking - A 	Keep a food diary of everything you eat for lunch breakfast and dinner over a week. BOOK	Write a shopping list for a healthy meal. Think about what you will need and how much of each thing you will need. BOOK	Write instructions for how to make a fruit salad. Remember the features of instruction writing; numbers, bullet points, time connectives, imperative verbs, etc. BOOK	Find out about your favourite food. Research where and how the different ingredients come from. Where are they grown or created? Present your findings in a creative way; e.g power point, video, etc.	Design and make a poster to advertise healthy eating in schools. Think about what makes a good poster!
I enjoy working with numbers and sequences - B 	Use a ruler to measure the length of 5 different things in your bedroom. Make sure you record the length and use the < > symbols to order the objects. BOOK	Use different fruits to create 5 different sequences showing the first 5 in the sequence. Predict what would be 7 <sup>th</sup> , 10 <sup>th</sup> and 14 <sup>th</sup> in the sequence. Present your work in an interesting way.	Display in a bright and eye catching way the number bonds to 10, 20 and 100.	Create your own grid with different fruits. Write down the directions for getting from one fruit to another. Use the mathematical language, quarter turn, half turn... BOOK	Create and make a delicious and healthy fruit smoothy. Write down the ingredients and be sure to measure the mass and capacity of each thing you use. BOOK
I enjoy painting and drawing - C 	Use a potato or similar fruit or vegetable to create a print painting.	Draw and label a plant. Include information explaining what the function of each part is.	Design your own restaurant. Draw a picture of the front view and a bird's eye view of inside the restaurant showing where everything would go; tables, kitchen, etc. BOOK	Sketch with pencil (not colour) a piece of fruit that has been cut in half. Make sure you take your time to look at the size, shape, pattern and shading carefully. (ON PLAIN PAPER STUCK INTO BOOKS)	After learning about different food groups, create a branching database with different types of food. Use the language we have been learning; protein, fats and sugars, vegetables, dairy....in your branching database <u>Not to be done in first week</u> BOOK
I enjoy doing hands on activities, dance and music - D 	Find appropriate music and perform a dance to show the life cycle of a plant. Either video or be prepared to perform to the class.	Write a riddle about a fruit to read to the class so they can guess which fruit you have written about. BOOK	Draw a picture of a healthy meal and label the different foods. Write an explanation of what makes it a healthy meal. (ON PLAIN PAPER STUCK INTO BOOKS)	Use a variety of different materials; e.g. clothes, lentils, play dough, etc. to create a collage of a bowl of different fruits.	Create a video advert of your favourite food. Don't forget to use the advertising language and features that we have learnt!

# Homework

Year 2: Dragons and We are what we eat  <i>Homework Grid</i>	Think			Do	Be	
	<u>What do I know and understand?</u>	<u>Can I show what I know by using my knowledge in a different way?</u>	<u>Can I use what I know to make something of my own?</u>	Automaticity Multi-step problem solving Speed and accuracy	Collaborative Independent Open minded Resilient Risk taking	
<b>Points</b>	<b><u>2</u></b>	<b><u>4</u></b>	<b><u>6</u></b>	<b><u>8</u></b>	<b><u>10</u></b>	
I enjoy reading, writing and speaking - A 						
	Date handed in -	Date handed in -	Date handed in -	Date handed in -	Date handed in -	
I enjoy working with numbers and sequences - B 						
	Date handed in -	Date handed in -	Date handed in -	Date handed in -	Date handed in -	
I enjoy painting and drawing - C 						
	Date handed in -	Date handed in -	Date handed in -	Date handed in -	Date handed in -	
I enjoy doing hands on activities, dance and music - D 						
	Date handed in -	Date handed in -	Date handed in -	Date handed in -	Date handed in -	
Date handed in	07/09/16	14/09/16	21/09/16	28/09/16	12/10/16	19/10/16
Homework Points						
House Points						

Please remember, you must do at least one activity a week – you must do at least 1 activity from each row by the end of the 6 weeks – you must earn at least 30 points by the end of the 6 weeks – you must try your best!

# Events During the Year

---

We have many events during the school year, some are held during the school day and are just for the children; some are just for parents to help you learn more about how we deliver the curriculum. Along with the Parent Association we also hold family events during evenings and weekends. We try to organise our events based on feedback we have received from parents so please let us know if there is an event you think we could run.

- Parent Workshops
- Family Outings
- Pastries with Parents
- International Week
- Christmas Fayre
- Chinese New Year
- Class assemblies
- School trips linked to the curriculum
- Sports Day
- Residentials
- Parent Association events – Welcome Party; Art Auction

# Parents Association

---

We have a very active Parent Association who work closely with the school to organise fun family events as well as raise money for worthy charities.

All our parents become members of the Parent Association when their child joins the school and we are always keen to have parents volunteer for PA events and come along to PA Meetings.

PA Meetings are held on the first Tuesday of every month at 9.00am in the Primary Campus Hall.

If you have any queries about the Parent Association, please feel free to email our PA Chair at [sanlitunpa@britishschool.org.cn](mailto:sanlitunpa@britishschool.org.cn)



# Communicating with Parents

---

There are a variety of ways in which we communicate with parents in order to share information. Based on the feedback we have received through the annual Parent Survey, the majority of our parents prefer to receive information via email, however we will also send hard copy information home from time to time. Please do keep us informed if your contact details change.

- Daily email – highlights of the day
- Week ahead email – overview of each week
- Monthly calendar sent home
- Monthly PA Meetings
- Curriculum letter – overview of each term
- Parent workshops
- Newsletter, Lunch Menu, Uniform Information, AQI, etc.
- Parent Evenings – Autumn term, Spring term, Summer term
- Reports – Autumn term (settling in report), Spring term, Summer term
- EOY expectations



**Thank you.**

We hope this has provided you with some general information about the year ahead in Year 2. We look forward to chatting with you outside and at many of our other events.

[www.bsbsanlitun.com](http://www.bsbsanlitun.com)