



**BRITISH
INTERNATIONAL
SCHOOL**
HANOI

A NORD ANGLIA EDUCATION SCHOOL

Curriculum Statement

F3



Term Three

May 2017

Animals and Bears

We will begin this topic by exploring different types of animals. We will learn about their characteristics, and explore their habitats, identifying which animals live in certain places. As we explore these animals, we will compare their features and think of why they look and act a certain way.

We will finish the term learning about bears. We will find out what they eat, how they live and what they need to survive.

We will be looking into many well-known picture books and songs. This is a term filled with investigation and deep-thinking, as we really work hard to notice differences and similarities in our surroundings.

Key vocabulary:

Types of animals and bears, fur, claws, habitat, hibernation, wild, zoo, jungle, arctic, nature, cub, hunting, types of animals and their young, jungle, ocean, farm, arctic, deserts, grasslands, rainforest, food, carnivores, herbivores, cave, zoo

Relevant books / Authors:

Rumble in the Jungle by Biles Andreae

Dear Zoo by Rod Campbell

Polar bear, Polar bear, what do you hear? by Eric Carle

Brown Bear, Brown Bear, What do you see? by Eric Carle

We're going on a bear hunt by Michael Rosen

Goldilocks and the Three bears

Can't you sleep little bear? by Martin Waddell

Related Websites/resources:

Walking Through the Jungle by Barefoot Books <https://www.youtube.com/watch?v=plvY0quSyJg>



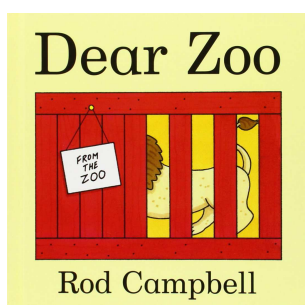
We're Going On a Bear Hunt <https://www.youtube.com/watch?v=0gyI6ykDwds>

Animal Muddle <http://busythings.co.uk>

<http://kids.sandiegozoo.org/games>

<http://www.sheppardsoftware.com/content/animals/kidscorner/gamesforkids.htm>

<http://kids.nationalgeographic.com/games/>



PERSONAL, SOCIAL AND EMOTIONAL DEVELOPMENT –

This term, we will continue to learn rules and routines of school, as we begin to prepare ourselves for future years. Children will become more independent around the classroom by changing themselves for PE and swimming, and finding and selecting their own activities and resources. We will work on showing integrity towards others, valuing the opinions of others and trying hard to take turns and work well with our friends. We will be reflecting back on the year we have had and looking forward to the new school year.


How you can support at home:

- Children should be dressing themselves for school, including their shoes and socks.
- Children can start to learn to try and tie their shoelaces.
- Children must go to the toilet independently and remember to ALWAYS wash their hands
- It is always good for children to have as many interactions with others as possible, so try to take your child to a park or similar setting as often as you can
- Encourage your child to read at home and enjoy stories with the children, enhancing their vocabulary

Related websites/resources:

Tying Shoelaces Video - https://www.youtube.com/watch?v=Ygqs_UvjWyM

The boy who cried wolf—integrity video—<https://www.youtube.com/watch?v=2QBbErXnIpI>



UNDERSTANDING THE WORLD –

This area of the curriculum will be a main focus during this term, as we investigate the world around us and really look closely at similarities, differences, patterns and change. We will also try to find out about past and present events in our own lives and those of other animals and people that we know. This area also aims to teach children to use computer hardware to use for a particular purpose.

How you can support at home:

- Encourage your child to try new experiences, and to express their opinions about them
- Support, and join in with, messy play as it is an excellent opportunity to have fun with your child whilst enriching their sensory experiences
- Ask your child about their day at school, asking questions about what they have done. Share your own experiences, and encourage your child to ask you questions to develop their curiosity.
- Encourage children to speculate on the reasons why things happen or how things work.
- Support children to coordinate actions to use technology, for example, call a telephone number.
- Teach and encourage children to click on different icons to cause things to happen in a computer program.



PHYSICAL DEVELOPMENT -

This term, we will be increasing the amount of time we spend on physical activities to ensure that children are developing their gross motor skills adequately. This will, in turn, help them with their fine motor development and writing skills. We will be working on our climbing skills, coordination using balls and materials, and building general fitness. Regular soft play sessions will include activities that will help develop their spatial and balance skills. They will experiment with different ways of moving through jumping and safe landing, gymnastics and using our animal focus to do yoga. As the weather warms up, we will be making our way to the splash pool. We will develop our confidence in water and learn about pool safety. When they are ready, we will introduce the use of kickboards to help to move around the pool.

How you can support at home:

- Encourage your child to be as physical as possible on the weekends, by going to the park, playing outdoor games, throwing a ball, swimming or riding their bicycles.
- Support healthy eating and provide your child with lots of fruit and vegetables so that they grow at a healthy and steady pace.

Related websites/resources:

Wiggles dancing song—<http://www.youtube.com/watch?v=-SFky2VFhVE>

Healthy Living Interactive Website - <http://www.nourishinteractive.com/kids>

FoodHunt -http://www.fisher-price.com/en_US/gamesandactivities/onlinegames/healthyfoodhunt.html

COMMUNICATION AND LANGUAGE—

This term, we will begin listening to stories without pictures or props to practise our focus and attention. We will continue doing listening activities to sharpen listening skills, this will aid children as they are beginning to learn how to read. When communicating with both peers and adults, we will encourage the children to listen and respond to ideas expressed by others in conversation and discussion. We will continue to encourage children to use complete sentences when expressing their needs and wants to teachers and friends. We will also be trying to answer 'how' and 'why' questions in English

How you can support at home:

- Try to learn some English words along with your child, so that you can support them and learn together
- Encourage your child to use words instead of actions when solving problems and when expressing what they want or need.
- Encourage your child to tell stories using actions and props

Related websites / resources: British Council Website - <http://learnenglishkids.britishcouncil.org/en/>

EXPRESSIVE ARTS AND DESIGN

We are going to develop creativity this term by exploring art, music and dance in many ways. We will be expressing our thoughts and feelings through movement, and also try to match movements to the music and sounds that we hear. We will be working with more instruments and following rhythm and beats. We will use different types of brushes, colour mixing and printing to develop their individual styles and preferences.

How you can support at home:

- Encourage your child to be creative by drawing, painting, dancing and singing as much as possible
- Ask your child to express preferences and opinions about images that they see, and music and sounds that they hear
- Use anything you can find around the house to 'be creative'! This could be scraps of old newspaper or materials; stones for collaging; cups and spoons for music-making. The possibilities are endless!
- Play different types of music at home and ask what instruments they can hear.

Related websites/resources:

Interactive Colouring Pages <http://www.coloring.com/>

Purple Mash Website <http://www.purplemash.com/>

Busy Things <http://busythings.co.uk>

MATHEMATICS

In mathematics this term we will be continuing our work with number. This will include counting to and across 100, forwards and backwards from any given number. We will be learning to read and write numbers as both numerals and words as well as skip counting in 2s, 5s and 10s. The children will also read, write and interpret mathematical statements involving addition (+), subtraction (-) and equals (=) signs.

We will also begin to introduce measurement. We will learn about length, mass and capacity. The children will compare and describe different measurements using the correct terminology eg. full, empty, half full, longer, shorter, heavier, lighter. We will then start to measure objects and record our measurements.

How you can support at home:

- Play board games
- Practice counting in different ways (forwards, backwards, in 2s, 5s and 10s)
- Sing number songs
- Demonstrate how we use measurement during cooking

Related websites/resources:

Topmarks Interactive Website-

<http://www.topmarks.co.uk/Search.aspx?Subject=16&AgeGroup=1>

ABCYA Website—<http://www.abcya.com/>



LITERACY – English

The book that we will focus on this term is 'Goldilocks and the Three Bears'. We will base our literacy activities around this story as we practise our skills of sequencing pictures and sentences, story mapping, describing characters, role playing and much more.

We will continue to focus on handwriting this term, particularly focusing on the correct formation of letters and pencil grip.

Speaking and listening will also be a focus this term. Children will continue to take it in turns doing the register in the mornings to help them develop good speaking skills when speaking to a group. We will also begin to have 'Show and Tell' time where children will have some time each week to share with the class about a specific topic. I will include the topic for the following week in the homework book so the children can have some time to prepare.

We will continue working in our reading groups this term. In our reading groups we discuss the book, read the book, ask questions about the book, re-tell the story and talk about the characters and settings. This helps to make sure the children are understanding what they are reading.

Every morning we break up into phonics groups to continue to build our knowledge of the letter sounds. This knowledge helps the children to decode unknown words when reading and with their writing.


How you can support at home:

- play games such as I Spy
- Read EBB books at home
- Read library books at home
- Practice writing the alphabet/name/sentences/stories

Related websites/resources:

Jolly Phonics Songs - <http://www.youtube.com/watch?v=eCjYB07aSU>

Phonics Play Website - <http://www.phonicsplay.co.uk/ChildrensMenu.htm>



We do hope that the above information will be useful for you when supporting your child's homework and discussing his/her learning. Should you have any further questions please contact your child's class teacher.