



Year 4 students explore abstract art in preparation for our Art Auction...

CELEBRATING STUDENT SUCCESS

By Lisa Milanec, Principal

We began this week with some amazing news from our Nord Anglia Education, Education Team. As many parents will know students in Years 4 to 6 are able to participate in Global Classroom. This is an online facility which enables our students to communicate with their peers in other Nord Anglia schools, but also take part in competitions, debates and Book Club, to name just a few of the activities. Earlier this year, many of our students took part in the Creative Writing Competition, in which the students had to write about 'Somewhere Unforgettable'. From the thousands of entries received we are pleased to announce that Chloe Huang in Year 4 Herons has been shortlisted as a finalist and her work will appear in a published anthology of all the winning stories. Well done, Chloe!

Not only that but two of our Year 5 students have been selected to take part in the Global Orchestra which will take place in New York at the end of June. Amy Jiang and Claudia Fan, both in Flamingos, were selected by a panel of judges, external to our school, after submitting online auditions of their performances. Both students will take part in the choir and will participate in a range of music workshops and activities during the week long visit to New York.

And last, but certainly not least, our entire school was absolutely thrilled to find out that not only had we been awarded one award for our work towards the 'Make it Right' campaign - we won two! BSB Sanlitun received the Student Leadership award, but also succeeded in winning the Overall Winner of the 'Make it Right' campaign. Both of these awards are a credit to our students and our teachers and demonstrate the sheer determination and passion they have in wholeheartedly taking on a project and seeing it through to completion, but in doing so ensuring they perform to their highest possible capabilities. Please join me in congratulating our students and celebrating our school success!

UPCOMING EVENTS

27th April
FOBISIA TBall U₉/U₁₁
3.30pm - 4.30pm @ Shunyi

Final KS₁ Swimming Lesson

28th April
KS₂ Swim Gala
9.30am - 11am @ Shunyi

No ASAs

29th April
'Art Theme Dress Up Day'

No KS₂ Swimming

30th April - 1st May
School Holidays

4th May
School Resumes

5th May
PA Meeting
@ Primary Campus

Reception to KS₁ Transition
Literacy & Maths Workshop
9am - 10am
@ Primary Campus Hall

6th May
Under 9/10/11 TBall
@ BSB Shunyi


7th May
Reception Trip to Fire Station

LET THERE BE LIGHT... AND SHADOWS!

By Michael Aryiku, Year 3 Toucans Class Teacher

Did you know that light travels at a tremendous speed of 3,000,000km per second? Not a single thing travels faster!

This week the children in Year 3 have been investigating which materials make the darkest shadows.



Following on from their previous learning, the children used a range of materials to investigate their opacity.

Upon returning from the holidays, the Toucans, Puffins and Parrots learnt about how we see and the importance of light. In addition to this, the children learnt what a 'light source' is, before working collaboratively to make their own lists of both natural and man-made light sources.

LET THERE BE LIGHT... AND SHADOWS! CONTINUED...



By Michael Aryiku, Year 3 Toucans Class Teacher

Once they were clear of what a light source was, their learning was moved on to finding out how light travels and why a mirror is good at reflecting light. In small groups the children then visited the dark room at the end of the Year 3 and 4 corridor. Using their learning from the lesson, the children entered the darkroom which had paper targets on the walls. Using the mirrors, the children then had to reflect the light from the torches to hit different targets in the room.

During this week's Science lesson the children worked in groups, planning their investigation to find out which materials made the best shadows. Using different materials including foil, cellophane, red felt and brown paper, the Year 3 children had to consider how they would ensure a fair test, form their own justified predictions and write a clear method that could be followed by someone else.

After carrying out their investigations and deciding upon which materials made the darkest shadows, the children proceeded to write their conclusions, summarising what they had found out.

Do you know which materials make the best shadows? Why not pop into one of the Year 3 classes and ask the Parrots, Puffins or Toucans.



To plan an investigation		Wednesday 22 nd April 2015
Our aim	Which materials will form the darkest shadows?	
We will need (equipment)	<ul style="list-style-type: none"> • Materials • Light source • opaque object • Hands 	
What we will do (method)	First get your equipment. Next turn on the light source. Then put the materials in front of the light source. After that find your opaque object (hands). Finally put our opaque object in front of the materials.	
We will keep these things the same (fair test)	Same opaque object, same distance from the light source and same light source.	
We will		

VISITORS FROM THE PAST

By Kirsty McCarra, Year 4 Herons Class Teacher

On Monday afternoon, as the Herons class were quietly getting on with their guided reading, they heard some strange noises coming from their time machine. Before they knew it, the machine was shaking and out scrambled a bizarre looking chap wearing a top hat and carrying a work of art.

As part of their new topic, Back to the Future, the children of Year 4 had designed and built time machines in their classrooms in an effort to help Marta McFly, a girl from the year 3014, to save the past from the 'Time Thieves'. They have been working hard to think of time periods that they think are important to document and preserve for future generations and had their maiden voyage last week to the time of the dinosaurs.

What they didn't know was that a glitch in the time machine's security system meant that it could also provide a portal from the past to present day. Luckily the children of Year 4 were ready with some fantastic open questions for their bewildered guest who they learned was actually the famous Surrealist and Abstract painter Joan Miro (1893-1983) from Barcelona, Spain. He shared with the children his ideas about art and what inspired him to paint in the way he does, from the artists around him in Paris to the shadows made on the ceilings at night. He was even kind enough to leave behind an artwork entitled *Women and Birds in the Night* for us to keep.



While this was going on, the Kingfishers were also coincidentally visited by Sonia Delauny, a 20th century Russian-French artist who came to share her abstract style and lead an art lesson!

Both classes decided to use these artists as inspiration for their class artwork for the upcoming Art Auction and set to work creating artworks in the style of Miro and Delauny using the same colours scheme and shapes found in their artwork. Both artworks are looking amazing and all of Year 4 are keen to win their pieces at the art auction on Friday 22nd May!

SHIP AHOY!

By Hazel Old, Nursery Rainbow Fish Class Teacher

Nursery Shipmates have been sailing the Seven Seas looking for treasure! We used the World Map to locate places we knew and sang our pirate songs. But our main objective has been to create our very own stories. Role play, pirate songs and Pirate stories have been the main stimuli. Using our storyboards and action prompts we have been telling the tale of *Pirate Pete who sailed the sea come rain or shine in a pirate ship, a big ship, a strong ship*. The children did an amazing job with great gusto and a few Aaaargh!s thrown in.


SPLICE THE MAIN BRACE!

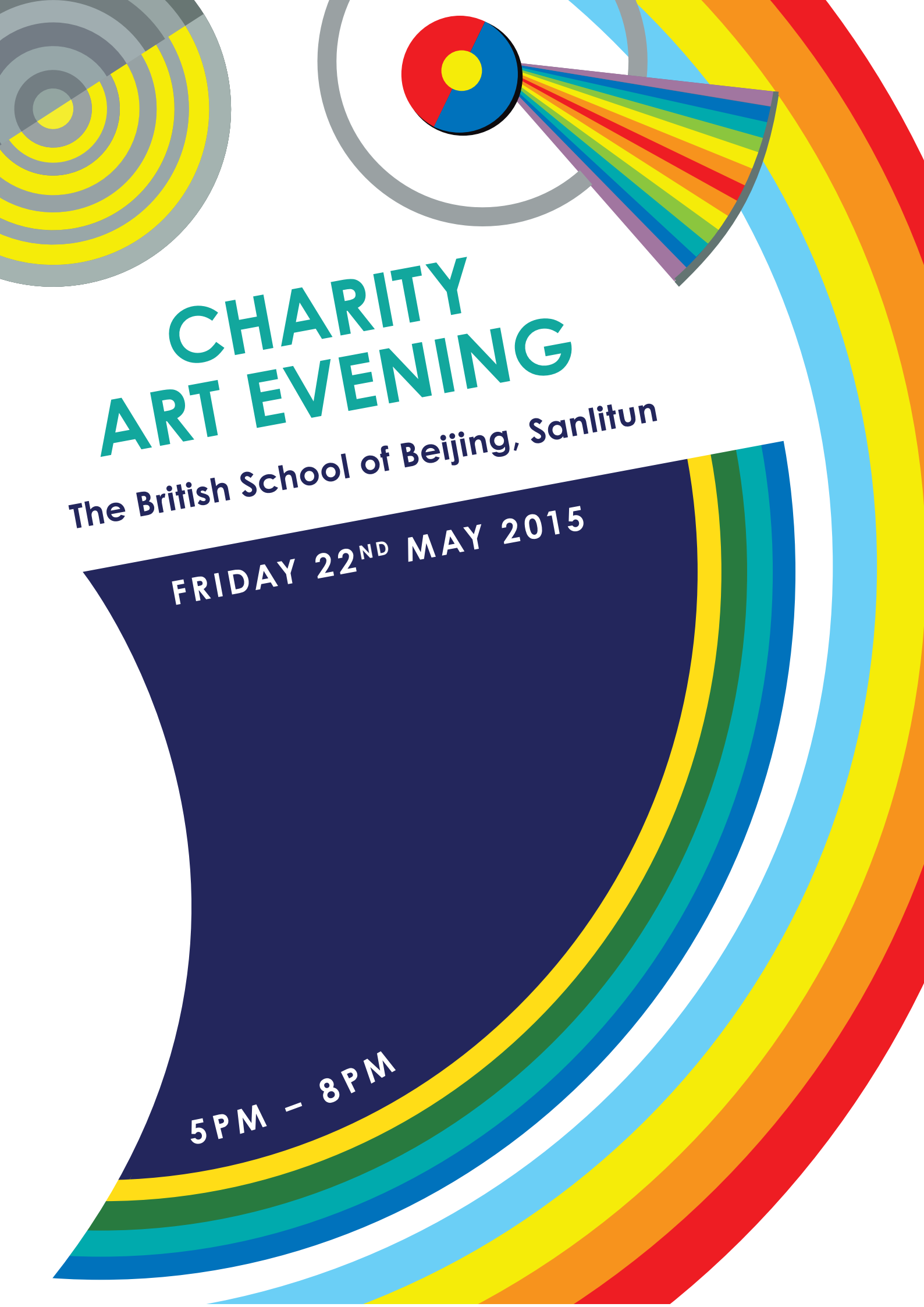
We rewarded ourselves with a mug of hot milk and some sea shanties before snuggling down in our hammocks. But as the ship was tossed about on the waves a great storm rose, lightning flashed and thunder roared. Our ship crashed on the rocks and was wrecked. Marooned on an island the children wrote their very own messages to put in their empty rum bottles. We put them in the water and they disappeared across the ocean.

H-E-L-P!

The children used the skills they had learned to create their own stories. They had remembered the structure very well adding *Once upon a time, Next and Finally* including some wonderful details about shipwrecks, treasure islands and maps.

WELL DONE ME HEARTIES!





CHARITY ART EVENING

The British School of Beijing, Sanlitun

FRIDAY 22ND MAY 2015

5PM – 8PM